

US00D709484S

(12) **United States Design Patent**
Yoo

(10) **Patent No.:** **US D709,484 S**
(45) **Date of Patent:** **** Jul. 22, 2014**

(54) **CASE FOR PORTABLE ELECTRONIC DEVICE**

(75) Inventor: **Sang Hun Yoo**, Sunnam-si (KR)

(73) Assignee: **Samsung Electronics Co., Ltd.**,
Gyeonggi-do (KR)

(**) Term: **14 Years**

(21) Appl. No.: **29/430,386**

(22) Filed: **Aug. 24, 2012**

(51) **LOC (10) Cl.** **14-03**

(52) **U.S. Cl.**
USPC **D14/250**

(58) **Field of Classification Search**
USPC D14/138 G, 250, 251, 253, 240, 217,
D14/496, 440, 203.3, 203.4, 203.5, 203.8,
D14/341, 318, 345, 248; D3/218, 215, 201,
D3/269, 273, 294, 289, 303, 327, 900;
D21/469; 220/4.02; 248/309.1;
361/679.56; 379/426, 433.11, 455;
455/575.1, 575.8; 190/100; 206/305,
206/320

See application file for complete search history.

(56) **References Cited**

U.S. PATENT DOCUMENTS

D610,111 S *	2/2010	Kim et al.	D14/138 AA
D648,332 S *	11/2011	Kim et al.	D14/248
D654,049 S *	2/2012	Chung	D14/138 G
D654,460 S *	2/2012	Kim et al.	D14/138 G
D654,899 S *	2/2012	Jung	D14/138 G

D655,287 S *	3/2012	de Jong et al.	D14/341
D663,297 S *	7/2012	de Jong et al.	D14/341
D672,739 S *	12/2012	Sin	D14/138 G
D678,259 S *	3/2013	Moore et al.	D14/250
D678,327 S *	3/2013	Lee et al.	D14/496
D678,333 S *	3/2013	Lee et al.	D14/496
D682,242 S *	5/2013	Yoo	D14/138 AA
D685,740 S *	7/2013	Moore et al.	D13/119
D687,425 S *	8/2013	Fahrendorff et al.	D14/250
D691,601 S *	10/2013	Murchison et al.	D14/250
D692,418 S *	10/2013	Fahrendorff et al.	D14/250
D695,728 S *	12/2013	Shi et al.	D14/248
D695,729 S *	12/2013	Shi et al.	D14/248

* cited by examiner

Primary Examiner — Deanna L Pratt

Assistant Examiner — Lilyana Bekic

(74) *Attorney, Agent, or Firm* — Harness, Dickey & Pierce, P.L.C.

(57) **CLAIM**

I claim the ornamental design for a case for portable electronic device, as shown.

DESCRIPTION

FIG. 1 is a front/right-side/top perspective view of a case for portable electronic device showing our new design;
FIG. 2 is a front-side elevational view thereof;
FIG. 3 is a rear-side elevational view thereof;
FIG. 4 is a left-side elevational view thereof;
FIG. 5 is a right-side elevational view thereof;
FIG. 6 is a top-side elevational view thereof; and,
FIG. 7 is a bottom-side elevational view thereof.

1 Claim, 6 Drawing Sheets

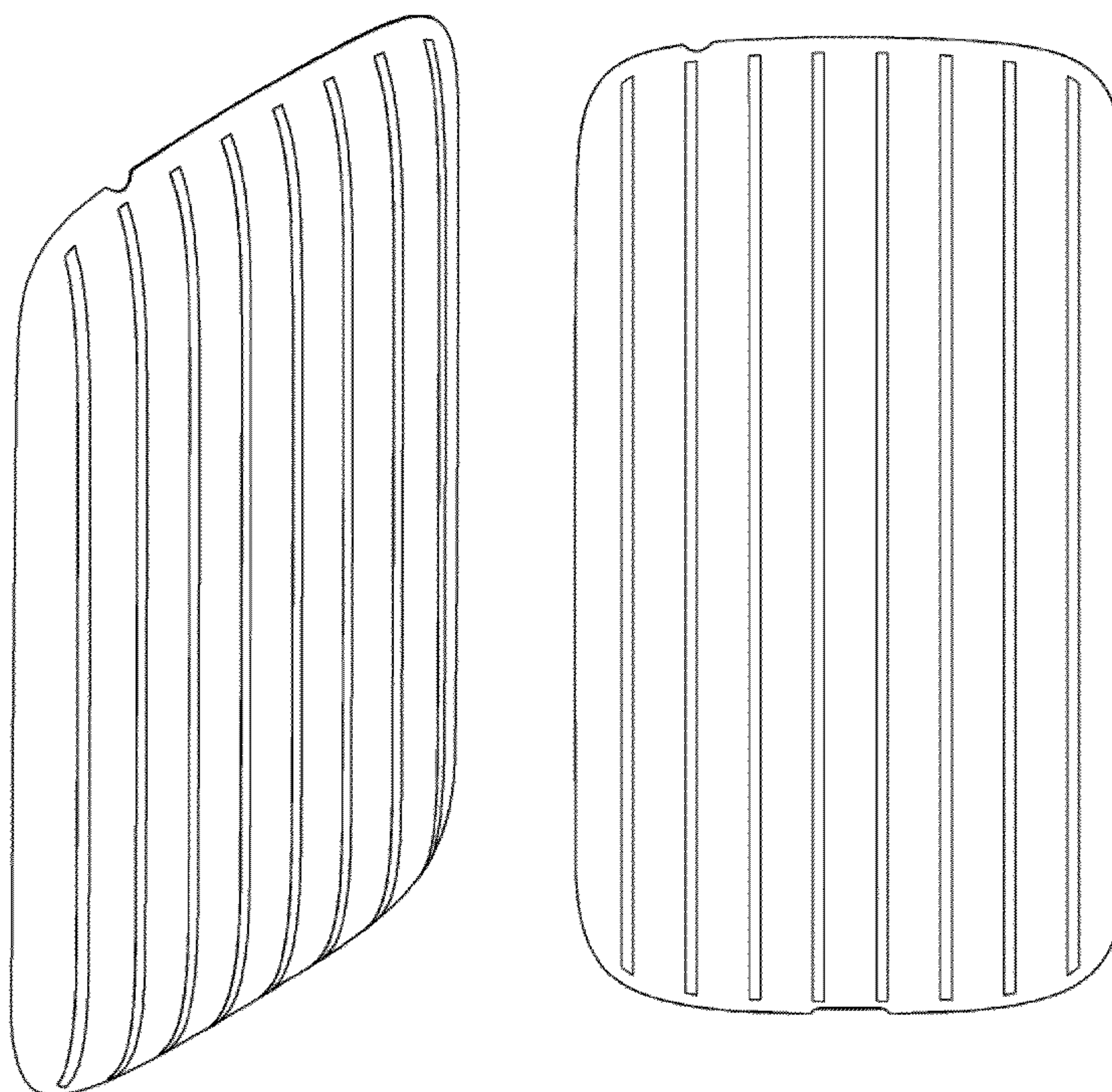


FIG. 1




FIG. 2




FIG. 3




FIG. 4



FIG. 5



FIG. 6


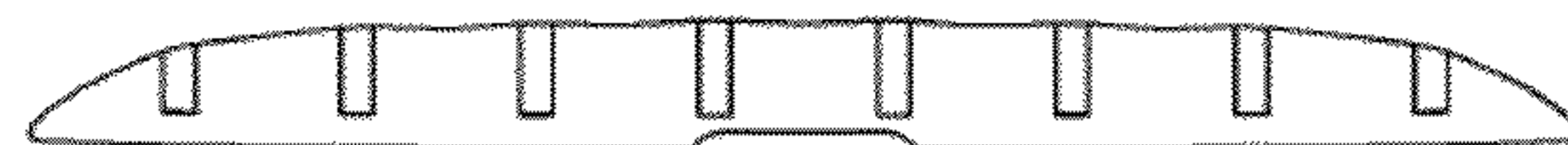


FIG. 7



UNITED STATES PATENT AND TRADEMARK OFFICE
CERTIFICATE OF CORRECTION

PATENT NO. : D709,484 S
APPLICATION NO. : 29/430386
DATED : July 22, 2014
INVENTOR(S) : Yoo

Page 1 of 1

It is certified that error appears in the above-identified patent and that said Letters Patent is hereby corrected as shown below:

On the title page, Item [30] should read
Feb. 24, 2012 (KR) 30-2012-0008926

Signed and Sealed this
Twenty-fifth Day of November, 2014



Michelle K. Lee
Deputy Director of the United States Patent and Trademark Office