



US00D709455S

(12) **United States Design Patent**  
**Ngo**

(10) **Patent No.:** **US D709,455 S**  
(45) **Date of Patent:** **\*\* Jul. 22, 2014**

(54) **STRADDLE MOUNT CONNECTOR**

(71) Applicant: **Hung Viet Ngo**, Austin, TX (US)

(72) Inventor: **Hung Viet Ngo**, Austin, TX (US)

(73) Assignee: **FCI Americas Technology LLC**,  
Carson City, NV (US)

(\*\*) Term: **14 Years**

(21) Appl. No.: **29/458,717**

(22) Filed: **Jun. 21, 2013**

**Related U.S. Application Data**

(63) Continuation of application No. 29/434,381, filed on Oct. 12, 2012, now Pat. No. Des. 684,934, which is a continuation of application No. 29/408,680, filed on Dec. 15, 2011, now Pat. No. Des. 669,034, which is a continuation of application No. 29/392,420, filed on May 20, 2011, now Pat. No. Des. 657,747, which is a continuation of application No. 29/386,059, filed on Feb. 24, 2011, now Pat. No. Des. 642,537, which is a continuation of application No. 29/380,903, filed on Dec. 13, 2010, now Pat. No. Des. 640,635, which is a continuation of application No. 29/354,884, filed on Jan. 29, 2010, now Pat. No. Des. 630,586.

(51) **LOC (10) Cl.** ..... **13-03**

(52) **U.S. Cl.**  
USPC ..... **D13/147**

(58) **Field of Classification Search**  
USPC ..... D13/133, 147, 154, 184; 439/159–160,  
439/260, 325, 329, 395, 492, 495, 607.01,  
439/607.04, 607.05, 607.17, 607.25,  
439/607.31, 607.34, 607.41, 607.53,  
439/620.06, 620.21, 620.31

See application file for complete search history.

(56) **References Cited**

U.S. PATENT DOCUMENTS

5,971,775 A	10/1999	Tor et al.
6,231,355 B1	5/2001	Trammel et al.
D443,861 S	6/2001	Ko et al.
6,296,496 B1	10/2001	Trammel
6,464,517 B1	10/2002	Jones
6,589,061 B1	7/2003	Korsunsky et al.
6,638,081 B2	10/2003	Korsunsky et al.
6,685,485 B2	2/2004	Korsunsky et al.
6,688,897 B2	2/2004	Korsunsky et al.
6,692,273 B1	2/2004	Korsunsky et al.
6,764,316 B1	7/2004	Yu
D498,210 S	11/2004	Zhang
D499,379 S	12/2004	Zhu et al.

(Continued)

OTHER PUBLICATIONS

“Straddle Mount PCI Express Connectors”, Meritec, www.meritec.com, © 2009, 2 pages.

(Continued)

*Primary Examiner* — Daniel Bui

(74) *Attorney, Agent, or Firm* — Baker & Hostetler LLP

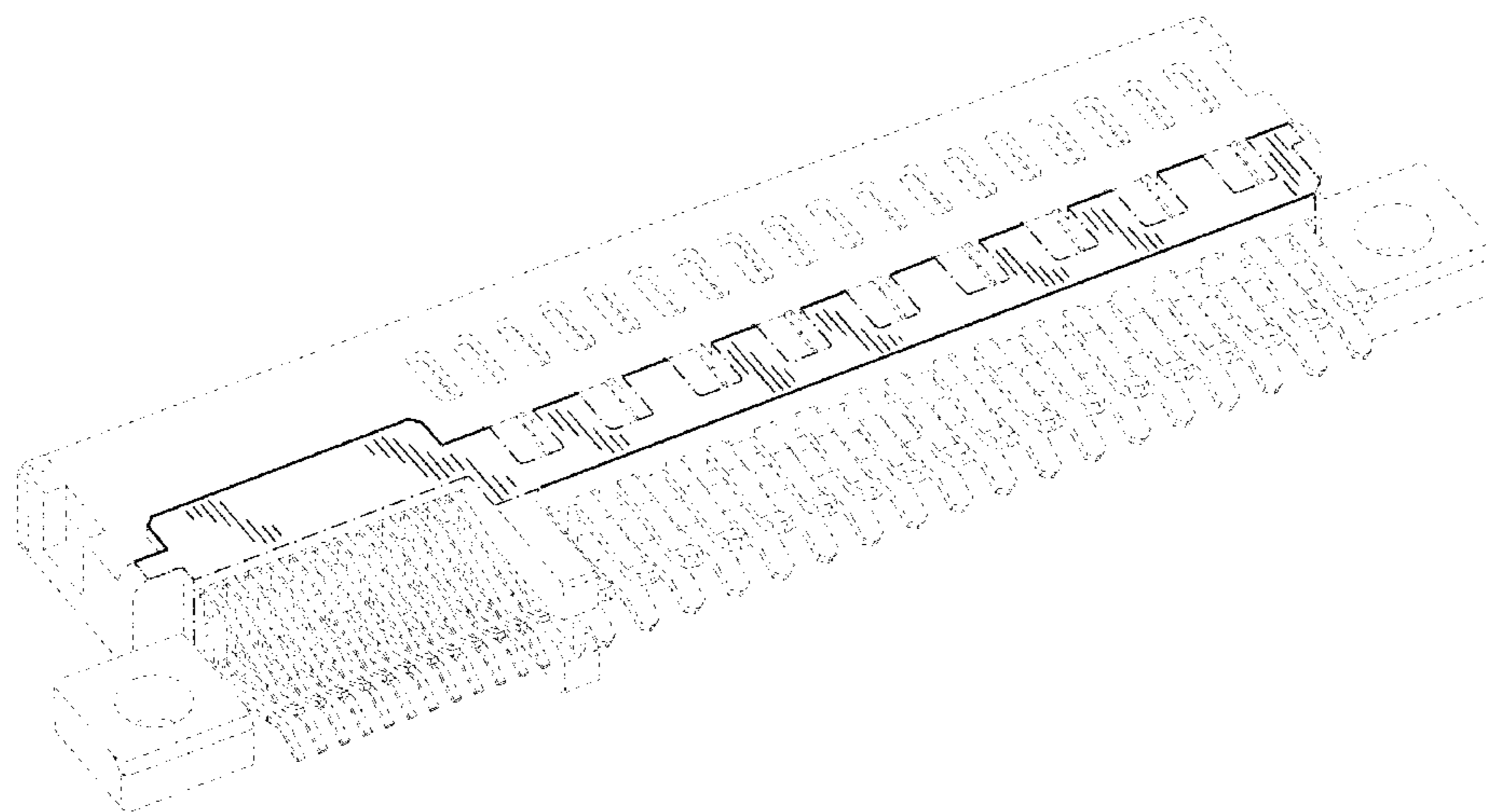
(57) **CLAIM**

I claim the ornamental design for a straddle mount connector, as shown and described.

**DESCRIPTION**

FIG. 1 is a rear perspective view of a straddle mount connector showing my new design;  
FIG. 2 is a top plan view thereof;  
FIG. 3 is a bottom plan view thereof;  
FIG. 4 is a front elevational view thereof;  
FIG. 5 is a rear elevational view thereof;  
FIG. 6 is a left side elevational view thereof; and,  
FIG. 7 is a right side elevational view thereof.  
The broken line portion of the figures is included to show unclaimed subject matter only and forms no part of the claimed design. The dash-dot line represents the boundary of the claimed design.

**1 Claim, 6 Drawing Sheets**



(56)

References Cited

U.S. PATENT DOCUMENTS

7,014,475 B1 3/2006 Mongold  
7,112,072 B2 9/2006 Korsunsky et al.  
D536,668 S 2/2007 Ye et al.  
7,188,408 B2 3/2007 Korsunsky et al.  
D542,736 S 5/2007 Riku  
7,488,222 B2 2/2009 Clark et al.  
D606,496 S 12/2009 Ngo  
D606,497 S 12/2009 Ngo  
D608,293 S 1/2010 Ngo  
D610,548 S 2/2010 Ngo  
7,670,151 B2 3/2010 Yang  
7,690,937 B2 4/2010 Daily et al.  
D630,586 S \* 1/2011 Ngo ..... D13/147  
D637,957 S 5/2011 Zhang et al.  
D640,201 S \* 6/2011 Ngo ..... D13/147  
D640,635 S 6/2011 Ngo  
D642,537 S 8/2011 Ngo

D647,057 S 10/2011 Lee et al.  
D657,747 S 4/2012 Ngo  
D669,034 S 10/2012 Ngo  
D684,934 S 6/2013 Ngo  
2009/0104818 A1 4/2009 Wu et al.  
2011/0143564 A1 6/2011 Lee et al.  
2011/0300759 A1 12/2011 Ngo  
2012/0214347 A1 8/2012 Sass et al.

OTHER PUBLICATIONS

Brown, "PCMCIA & CF SBL Receptacle", Tekra an Interplex Industries Co., <http://www.tekais.com>, Dec. 6, 1999, 3 pages.  
Chen, "Straddle Mount Type of Power Edge Connector", FCI, [www.FCIconnect.com](http://www.FCIconnect.com), Jan. 4, 2004, 2 pages.  
Frantum, "Connector Assembly, SEC II Power, Dual Position, 2.45 [.100] Centerline card Edge", Tyco Electronics Corp., Jun. 8, 2005, 2 pages.

\* cited by examiner

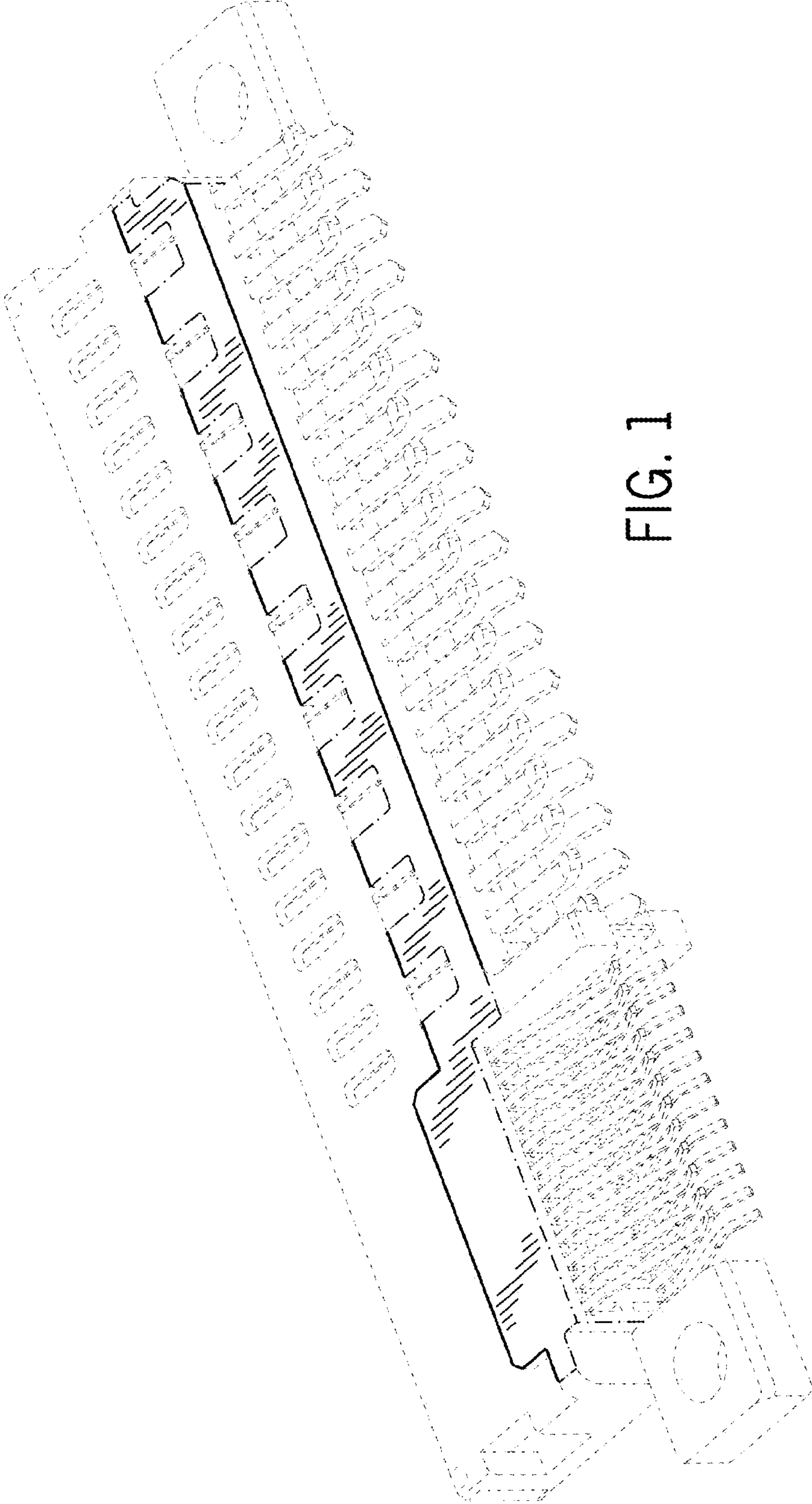


FIG. 1

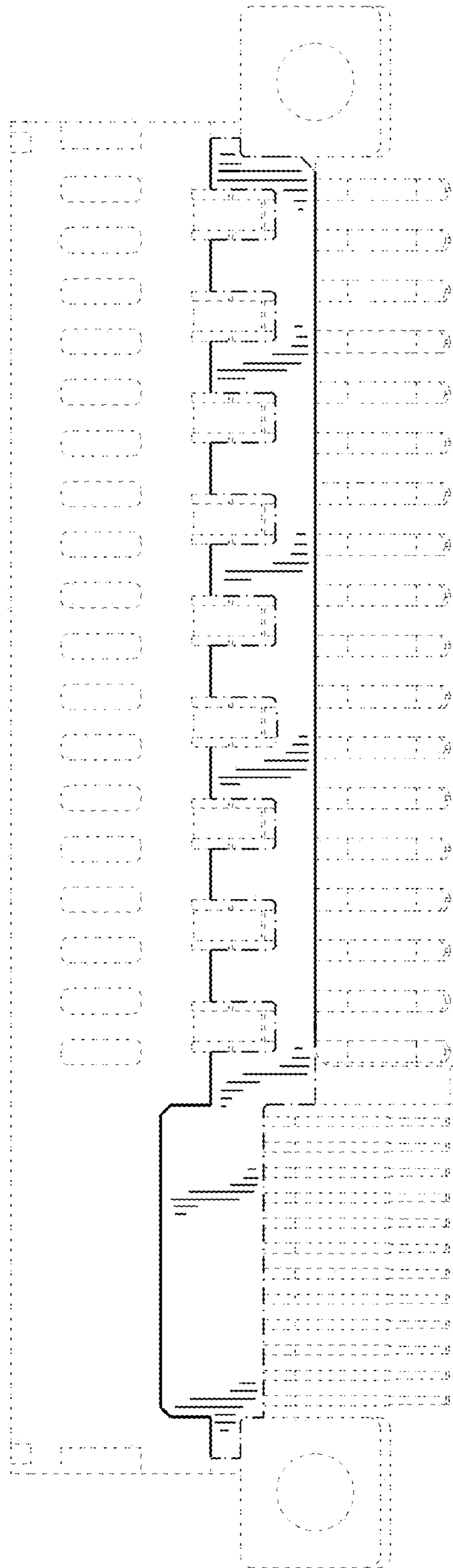


FIG. 2



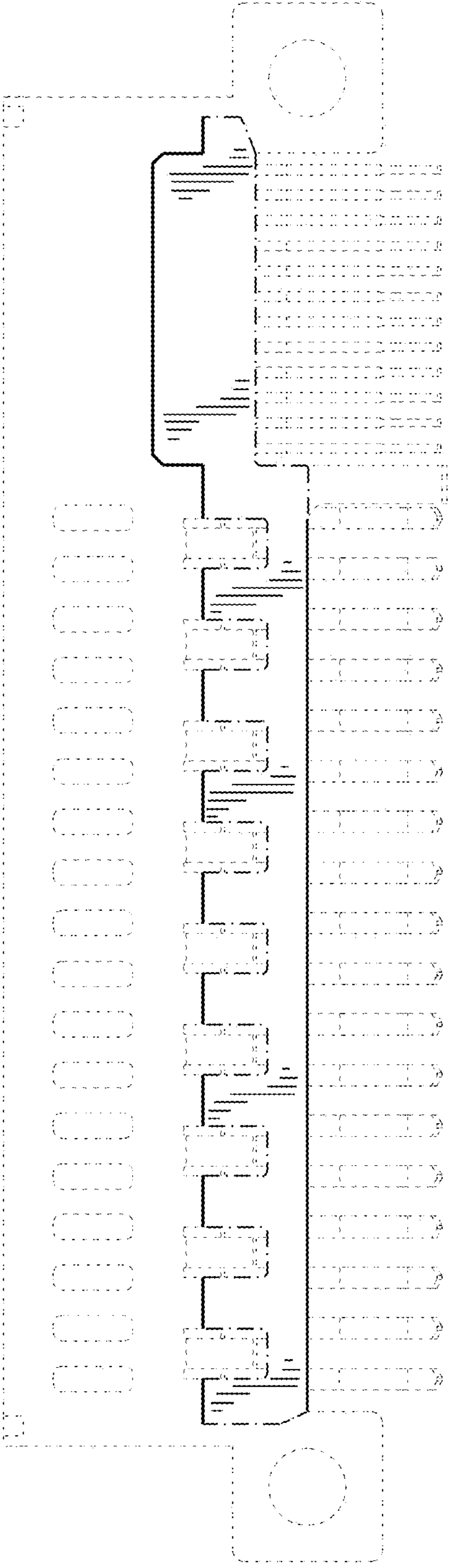


FIG. 3

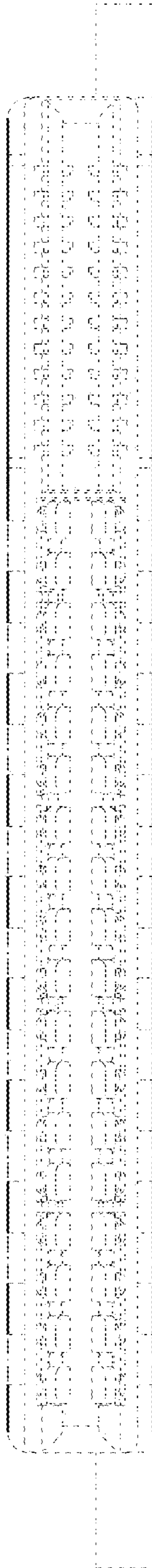


FIG. 4




FIG. 5

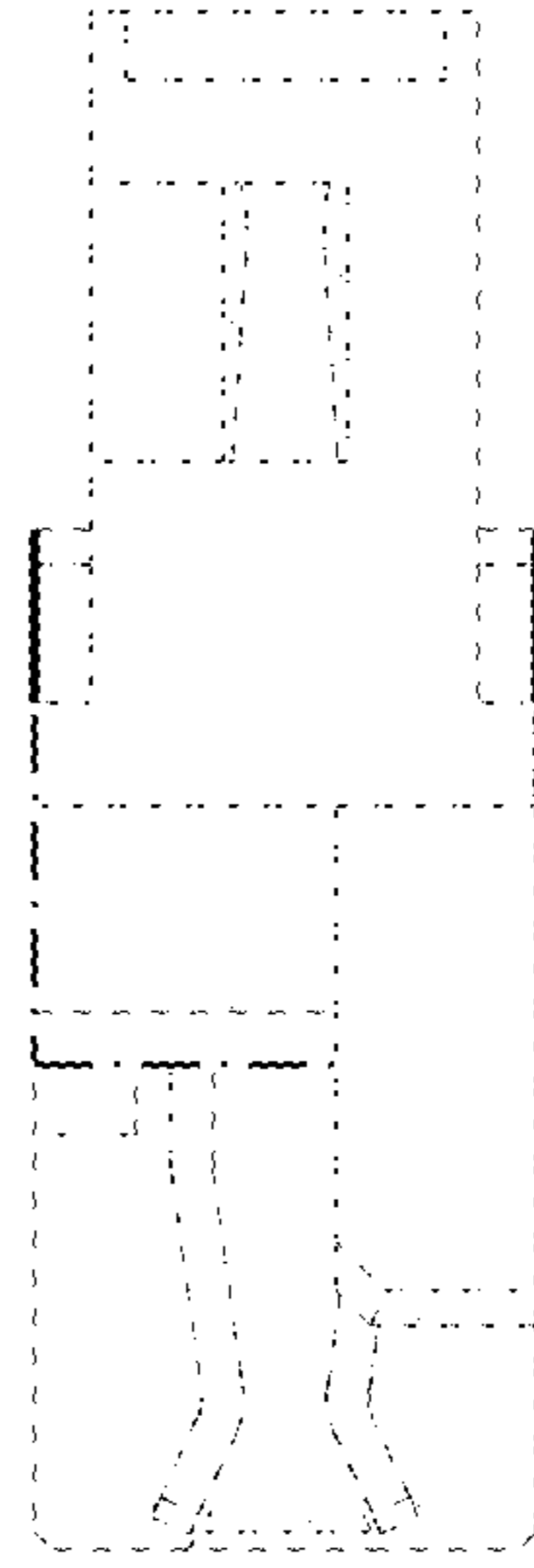


FIG. 6




FIG. 7