



US00D709440S

(12) **United States Design Patent**
Kwon et al.

(10) **Patent No.:** **US D709,440 S**
(45) **Date of Patent:** **** Jul. 22, 2014**

(54) **BATTERY FOR PORTABLE TERMINAL**

(71) Applicant: **LG Chem, Ltd.**, Seoul (KR)

(72) Inventors: **Sung-Jin Kwon**, Daejeon (KR);
Ki-Woong Kim, Daejeon (KR);
Dong-Myung Kim, Daejeon (KR)

(73) Assignee: **LG Chem, Ltd.** (KR)

(**) Term: **14 Years**

(21) Appl. No.: **29/466,068**

(22) Filed: **Sep. 4, 2013**

(30) **Foreign Application Priority Data**

Mar. 8, 2013 (KR) 30-2013-0011987
Sep. 2, 2013 (KR) 30-2013-0045019

(51) **LOC (10) Cl.** **13-02**

(52) **U.S. Cl.**
USPC **D13/103**

(58) **Field of Classification Search**
USPC D13/102-104, 110, 118-121, 184, 199;
429/94, 96-100, 152-153, 162-163,
429/176

See application file for complete search history.

(56) **References Cited**

U.S. PATENT DOCUMENTS

4,070,528 A * 1/1978 Bergum et al. 429/152
4,539,275 A * 9/1985 Plasse 429/152
4,664,993 A * 5/1987 Sturgis et al. 429/178
4,664,994 A * 5/1987 Koike et al. 429/163
D334,559 S * 4/1993 Okahisa et al. D13/103
D434,723 S * 12/2000 Fushimi D13/110
6,224,995 B1 5/2001 Fauteux et al.
6,396,242 B2 * 5/2002 Choi et al. 320/113
6,399,241 B1 * 6/2002 Hara et al. 429/163
D479,192 S * 9/2003 Fujihara et al. D13/103

D479,193 S * 9/2003 Fujihara et al. D13/103
6,743,546 B1 * 6/2004 Kaneda et al. 429/127
D496,906 S * 10/2004 Vinciarelli et al. D13/110
D506,438 S * 6/2005 Vinciarelli et al. D13/110
6,946,220 B2 9/2005 Probst et al.
7,157,179 B2 * 1/2007 Akahira 429/94
D580,352 S * 11/2008 Croley D13/103
7,479,349 B2 1/2009 O'Phelan et al.

(Continued)

FOREIGN PATENT DOCUMENTS

JP 09-082361 3/1997
JP 10-270014 10/1998

(Continued)

OTHER PUBLICATIONS

U.S. Appl. No. 29/466,065, filed Sep. 4, 2013.

(Continued)

Primary Examiner — Rosemary K Tarcza

(74) *Attorney, Agent, or Firm* — Lerner, David, Littenberg,
Krumholz & Mentlik, LLP

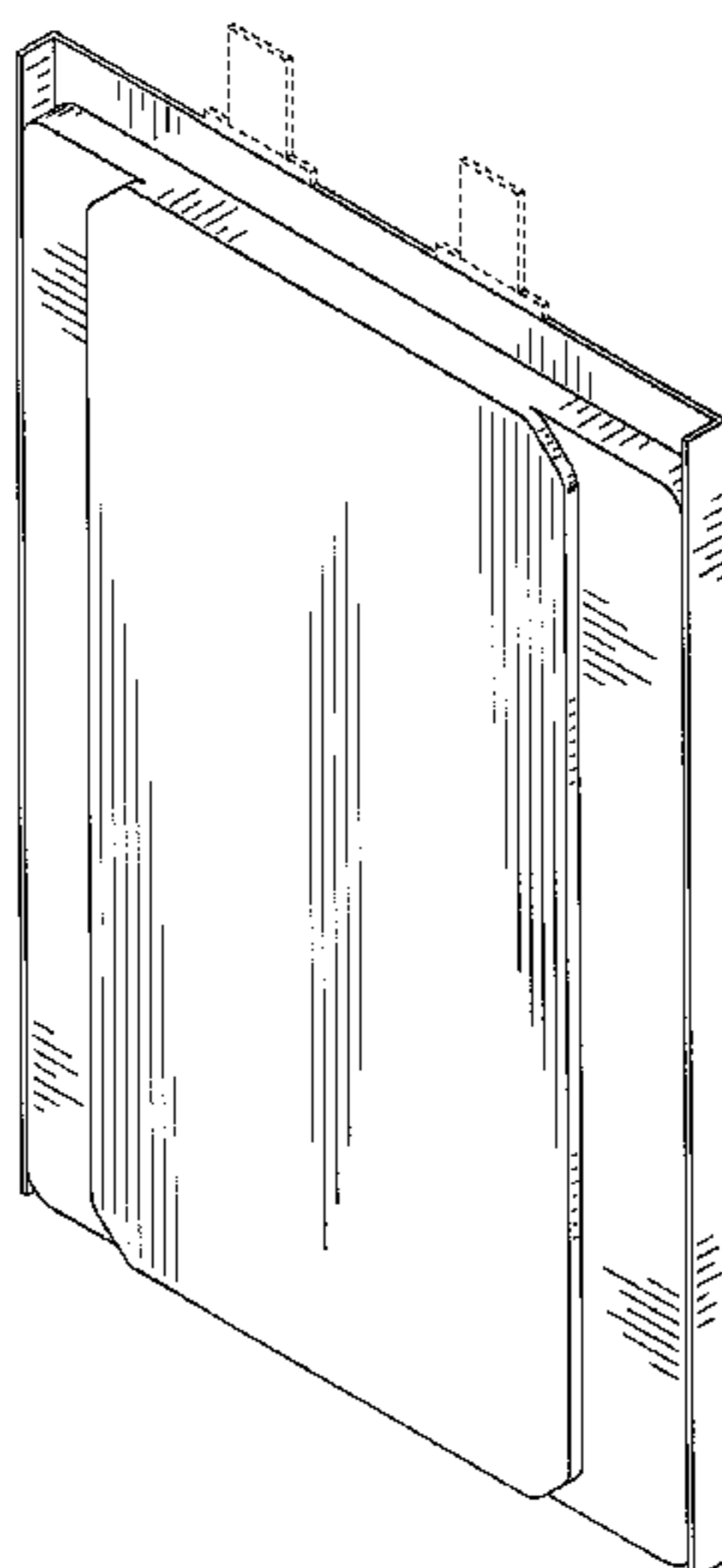
(57) **CLAIM**

The ornamental design for a battery for portable terminal, as shown and described.

DESCRIPTION

FIG. 1 is a front perspective view of a battery for portable terminal according to our design;
FIG. 2 is a front view thereof;
FIG. 3 is a back view thereof;
FIG. 4 is a right side view thereof;
FIG. 5 is a left side view thereof;
FIG. 6 is a top view thereof; and,
FIG. 7 is a bottom view thereof.
Broken lines are environmental only and form no part of the claimed design.

1 Claim, 4 Drawing Sheets



(56)

References Cited

U.S. PATENT DOCUMENTS

7,595,132	B2	9/2009	Kang et al.	
8,323,824	B2 *	12/2012	Shinyashiki et al.	429/162
2001/0005561	A1	6/2001	Yamada et al.	
2001/0051298	A1 *	12/2001	Hanafusa et al.	429/162
2006/0286456	A1	12/2006	Fu et al.	
2007/0231682	A1 *	10/2007	Aoyama et al.	429/160
2009/0023057	A1 *	1/2009	Kim	429/120
2009/0075168	A1	3/2009	Lee	
2011/0287308	A1	11/2011	Kim et al.	
2012/0015223	A1	1/2012	Bhardwaj et al.	
2012/0015236	A1	1/2012	Spare	
2012/0225345	A1	9/2012	Kim	
2013/0108906	A1 *	5/2013	Bhardwaj et al.	429/94
2013/0171508	A1 *	7/2013	Kim	429/163
2013/0216896	A1 *	8/2013	Kim	429/163
2014/0011070	A1 *	1/2014	Kim et al.	429/152
2014/0045045	A1 *	2/2014	Iyori et al.	429/163

FOREIGN PATENT DOCUMENTS

JP	2001028275	A	1/2001
JP	2001-167743	A	6/2001
JP	2004111219	A	4/2004
JP	3611765	B2	1/2005
JP	2009-218105	A	9/2009

KR	20-0207948		1/2001
KR	10-2001-0055968		7/2001
KR	20010104150	A	11/2001
KR	10-2003-0066960	A	8/2003
KR	20050020357	A	3/2005
KR	20050036466	A	4/2005
KR	1020070075941	A	7/2007
KR	10-2007-0099068	A	10/2007
KR	100829553	B1	5/2008
KR	20080058772	A	6/2008
KR	20080095967	A	10/2008
KR	10-0866767	B1	11/2008
KR	20090028243	A	3/2009
KR	2009-0003823	U	4/2009
KR	20100137290	A	12/2010
KR	20110112241	A	10/2011
KR	20110128594	A	11/2011
KR	20120060706	A	6/2012
WO	0072392	A1	11/2000

OTHER PUBLICATIONS

U.S. Appl. No. 29/466,074, filed Sep. 4, 2013.
 U.S. Appl. No. 29/466,082, filed Sep. 4, 2013.
 U.S. Appl. No. 29/466,092, filed Sep. 4, 2013.
 U.S. Appl. No. 29/466,093, filed Sep. 4, 2013.
 U.S. Appl. No. 29/466,096, filed Sep. 4, 2013.
 U.S. Appl. No. 29/466,097, filed Sep. 4, 2013.

* cited by examiner

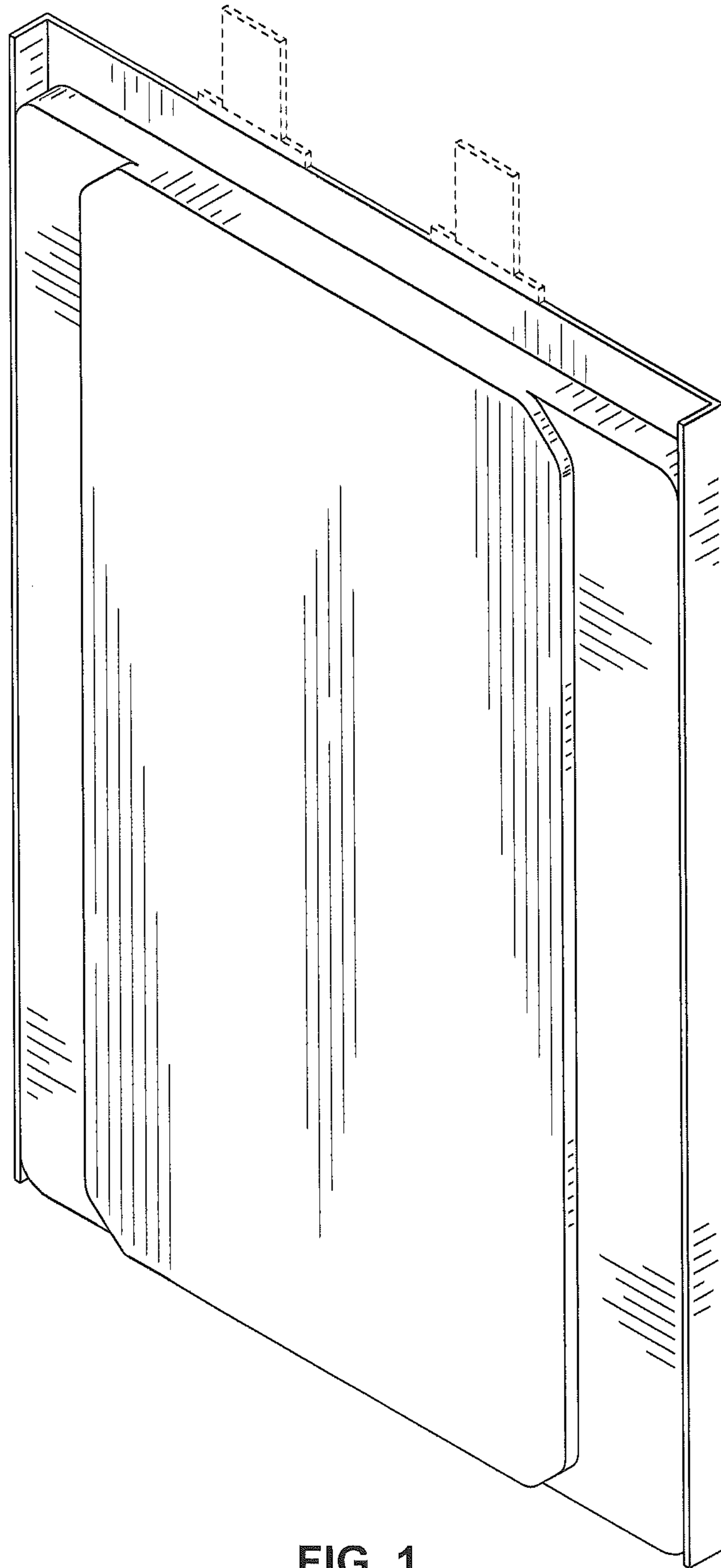


FIG. 1




FIG. 2




FIG. 3



FIG. 4



FIG. 5




FIG. 6



FIG. 7