



US00D709433S

(12) **United States Design Patent**
Inoue

(10) **Patent No.:** **US D709,433 S**
(45) **Date of Patent:** **** Jul. 22, 2014**

(54) **TIRE FOR AUTOMOBILE**
(71) Applicant: **The Goodyear Tire & Rubber Company, Akron, OH (US)**
(72) Inventor: **Seiji Inoue, Hyogo-ken (JP)**
(73) Assignee: **The Goodyear Tire & Rubber Company, Akron, OH (US)**

(**) Term: **14 Years**
(21) Appl. No.: **29/460,042**
(22) Filed: **Jul. 8, 2013**

(30) **Foreign Application Priority Data**
Jan. 15, 2013 (JP) 2013-000482
(51) **LOC (10) Cl.** **12-15**
(52) **U.S. Cl.**
USPC **D12/517**
(58) **Field of Classification Search**
USPC D12/505-532, 582, 584, 547, 549,
D12/900-901; 152/209.1-209.9,
152/209.11-209.19, 209.21-209.28, 455
See application file for complete search history.

(56) **References Cited**
U.S. PATENT DOCUMENTS
D364,367 S 11/1995 Klepper et al. D12/146
D423,422 S 4/2000 Selover et al. D12/146
D432,956 S 10/2000 Ricquet D12/141
D451,440 S 12/2001 Weber D12/146
D451,441 S 12/2001 Weber D12/146
D453,729 S 2/2002 Demagall et al. D12/523

D490,045 S 5/2004 Delu et al. D12/519
D558,126 S 12/2007 Shavers et al. D12/519
D558,127 S 12/2007 Shavers et al. D12/519
D559,168 S 1/2008 Murata D12/523
D559,767 S 1/2008 Graas et al. D12/521
D586,723 S * 2/2009 Heinen et al. D12/517
D599,276 S 9/2009 Fontaine et al. D12/519
D600,193 S 9/2009 Nukala et al. D12/521
D601,939 S 10/2009 Fontaine et al. D12/519
D609,161 S 2/2010 Fontaine et al. D12/517
D639,722 S 6/2011 Sieber et al. D12/532
D644,593 S 9/2011 Fontaine et al. D12/523
D647,453 S * 10/2011 Nomura et al. D12/517
D654,425 S * 2/2012 Nomura et al. D12/517
D658,115 S * 4/2012 Nomura et al. D12/517
D661,242 S * 6/2012 Schmidt-Zum Berge
et al. D12/517
D665,335 S * 8/2012 Baumard et al. D12/517
D675,148 S * 1/2013 Kiwaki D12/517
D692,371 S * 10/2013 Fontaine et al. D12/517

* cited by examiner
Primary Examiner — Stacia Cadmus
(74) *Attorney, Agent, or Firm* — Richard B. O'Planick

(57) **CLAIM**
The ornamental design for a tire for automobile, as shown and described.

DESCRIPTION

FIG. 1 is a perspective view of a tire for automobile showing my new design, it being understood that the pattern repeats uniformly throughout the circumference of the tread;
FIG. 2 is a front elevational view thereof;
FIG. 3 is a right side elevational view thereof; and,
FIG. 4 is an enlarged fragmentary front elevational view thereof.

1 Claim, 4 Drawing Sheets

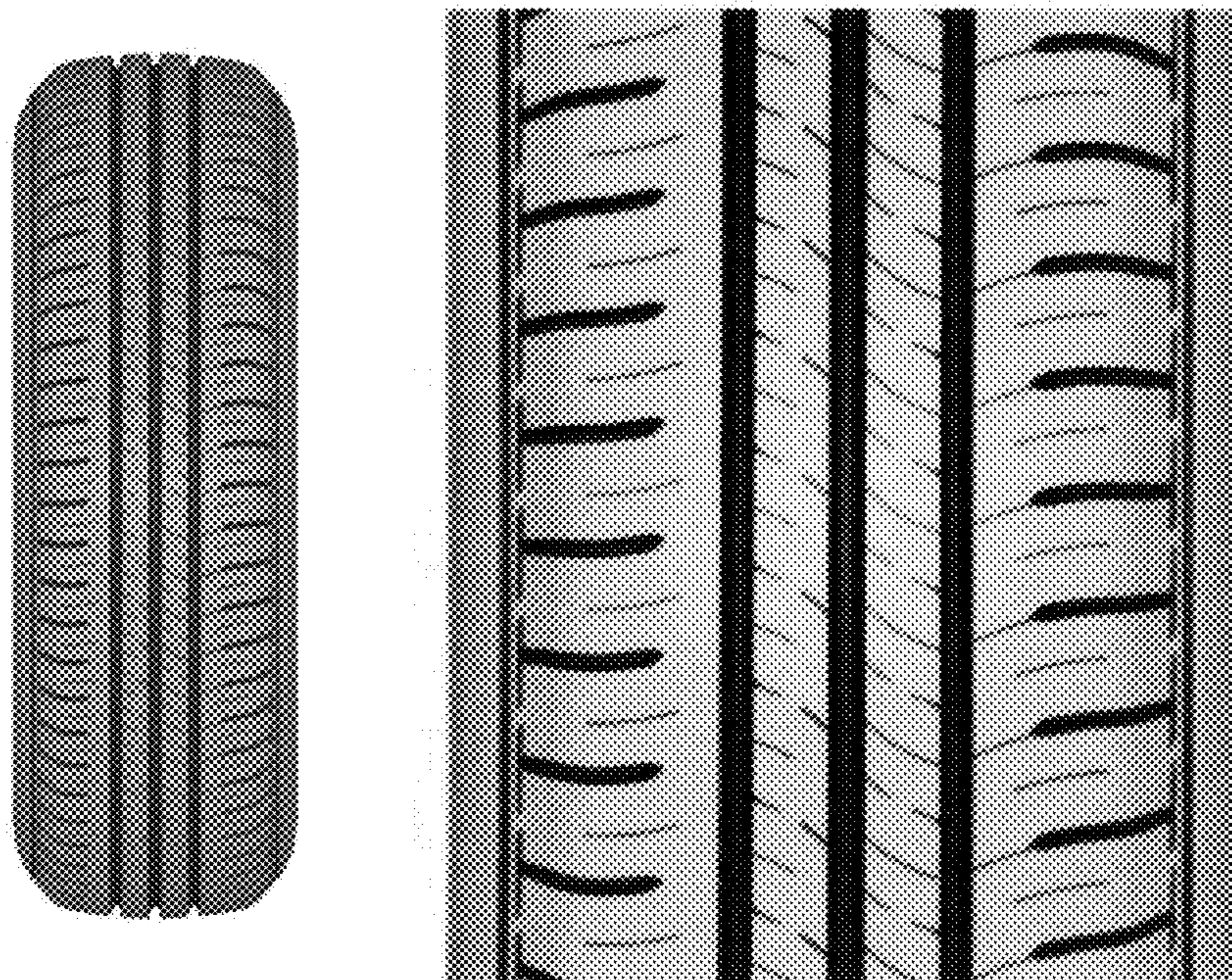




FIG - 1




FIG - 2




FIG - 3




FIG - 4