



US00D709427S

(12) **United States Design Patent**  
**Clottu**

(10) **Patent No.:** **US D709,427 S**

(45) **Date of Patent:** **\*\* Jul. 22, 2014**

- (54) **FRONT OF A VEHICLE WHEEL**
- (71) Applicant: **Bayerische Motoren Werke Aktiengesellschaft, Munich (DE)**
- (72) Inventor: **Fabien Clottu, Munich (DE)**
- (73) Assignee: **Bayerische Motoren Werke Aktiengesellschaft, Munich (DE)**

- (\*\*) Term: **14 Years**
- (21) Appl. No.: **29/477,225**
- (22) Filed: **Dec. 20, 2013**

(30) **Foreign Application Priority Data**

Jun. 26, 2013 (DE) ..... 40 2013 100 555

- (51) **LOC (10) Cl.** ..... **12-16**
- (52) **U.S. Cl.**  
USPC ..... **D12/209**
- (58) **Field of Classification Search**  
USPC ..... D12/204-213; 301/37.101, 64.101, 65,  
301/64.201  
See application file for complete search history.

(56) **References Cited**

**U.S. PATENT DOCUMENTS**

D325,189 S	4/1992	Kapitza	
D405,043 S *	2/1999	Moreno	D12/209
D538,216 S	3/2007	Sycha	
D631,812 S *	2/2011	Juergens et al.	D12/209
D652,361 S	1/2012	Forschner	
D664,488 S	7/2012	Guille	
D665,322 S *	8/2012	Kim	D12/204
D669,833 S *	10/2012	Pollmann	D12/209

D671,475 S *	11/2012	Juergens et al.	D12/209
D682,761 S *	5/2013	Pollmann	D12/209
D683,680 S *	6/2013	Kito	D12/204
D683,681 S *	6/2013	Juergens et al.	D12/209
D685,709 S *	7/2013	Hanaoka	D12/209
D685,710 S *	7/2013	Hanaoka	D12/209
D695,184 S *	12/2013	Pollmann	D12/209
D695,187 S *	12/2013	Mielke et al.	D12/209
D697,467 S *	1/2014	Pollmann	D12/209

**FOREIGN PATENT DOCUMENTS**

DE	M8908658.9	8/1990
EM	000577945-0002	9/2006
EM	001635897-0002	10/2010
EM	001867169-0001	6/2013
EM	001867169-0006	6/2013
EM	002015602-0002	8/2013
EM	002016113-0001	9/2013

\* cited by examiner

*Primary Examiner* — Stacia Cadmus

(74) *Attorney, Agent, or Firm* — Crowell & Moring LLP

(57) **CLAIM**

The ornamental design for a front of a vehicle wheel, as shown and described.

**DESCRIPTION**

FIG. 1 is a perspective view of a front of a vehicle wheel according to the design;  
 FIG. 2 is an additional perspective view thereof;  
 FIG. 3 is an additional perspective view thereof;  
 FIG. 4 is a front view thereof;  
 FIG. 5 is a rear view thereof in a lighter gray scale, representing environmental features that form no part of the claimed design; and,  
 FIG. 6 is a side view thereof.

**1 Claim, 6 Drawing Sheets**






Fig. 1




Fig. 2



Fig. 3



Fig. 4



Fig. 5




Fig. 6