



US00D709426S

(12) **United States Design Patent**
Kong

(10) **Patent No.:** **US D709,426 S**

(45) **Date of Patent:** **** Jul. 22, 2014**

(54) **WHEEL**

(71) Applicant: **Yee Wan Kong**, Hong Kong (CN)

(72) Inventor: **Yee Wan Kong**, Hong Kong (CN)

(73) Assignee: **Wheel Pros, LLC**, Greenwood Village,
CO (US)

(**) Term: **14 Years**

(21) Appl. No.: **29/471,527**

(22) Filed: **Nov. 1, 2013**

(51) **LOC (10) Cl.** **12-16**

(52) **U.S. Cl.**
USPC **D12/209**

(58) **Field of Classification Search**
USPC D12/204-213; 301/37.101, 64.101, 65,
301/64.201

See application file for complete search history.

(56) **References Cited**

U.S. PATENT DOCUMENTS

D284,073 S * 6/1986 Flodman D12/211
D526,265 S * 8/2006 Muzzarelli D12/209

D534,852 S * 1/2007 Kim D12/209
D581,338 S * 11/2008 Imai D12/209
D617,710 S * 6/2010 Ectors et al. D12/209
D627,699 S * 11/2010 George et al. D12/209
D631,419 S * 1/2011 Kim D12/209
D671,879 S * 12/2012 Telaak D12/209
D678,161 S * 3/2013 Claunch D12/209
D686,960 S * 7/2013 Claunch D12/209
D686,961 S * 7/2013 Chung D12/209
D700,122 S * 2/2014 Campbell et al. D12/209

* cited by examiner

Primary Examiner — Stacia Cadmus

(74) *Attorney, Agent, or Firm* — Garcia-Zamor IP Law; Ruy
M. Garcia-Zamor


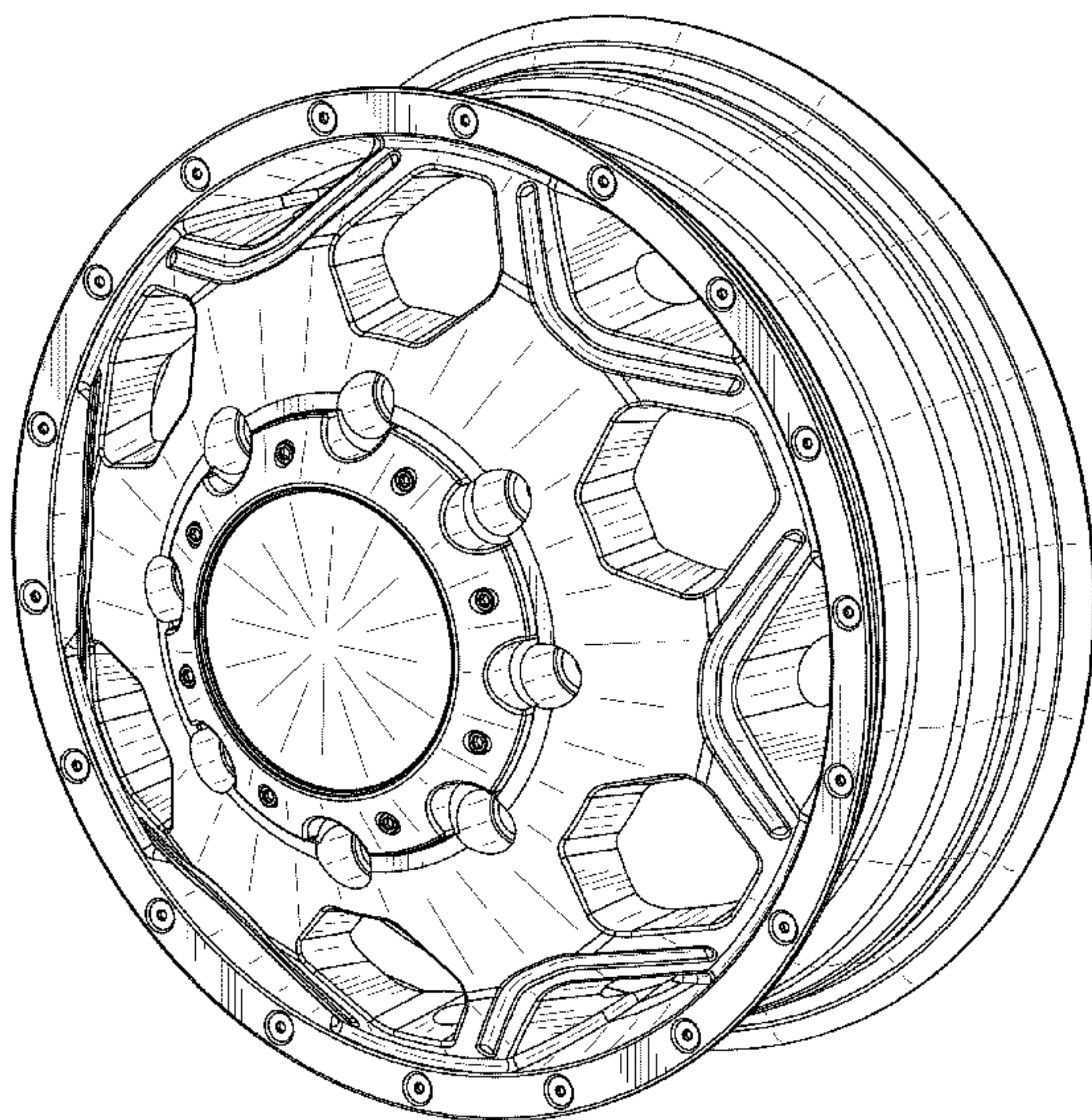
(57) **CLAIM**

The ornamental design for a wheel, as shown and described.

DESCRIPTION

FIG. 1 is a perspective view of a wheel showing my new design; and,
FIG. 2 is a front elevational view of the wheel of FIG. 1, those
features not shown in the views of FIGS. 1 and 2 are dis-
claimed as forming no part of the claimed design.

1 Claim, 2 Drawing Sheets



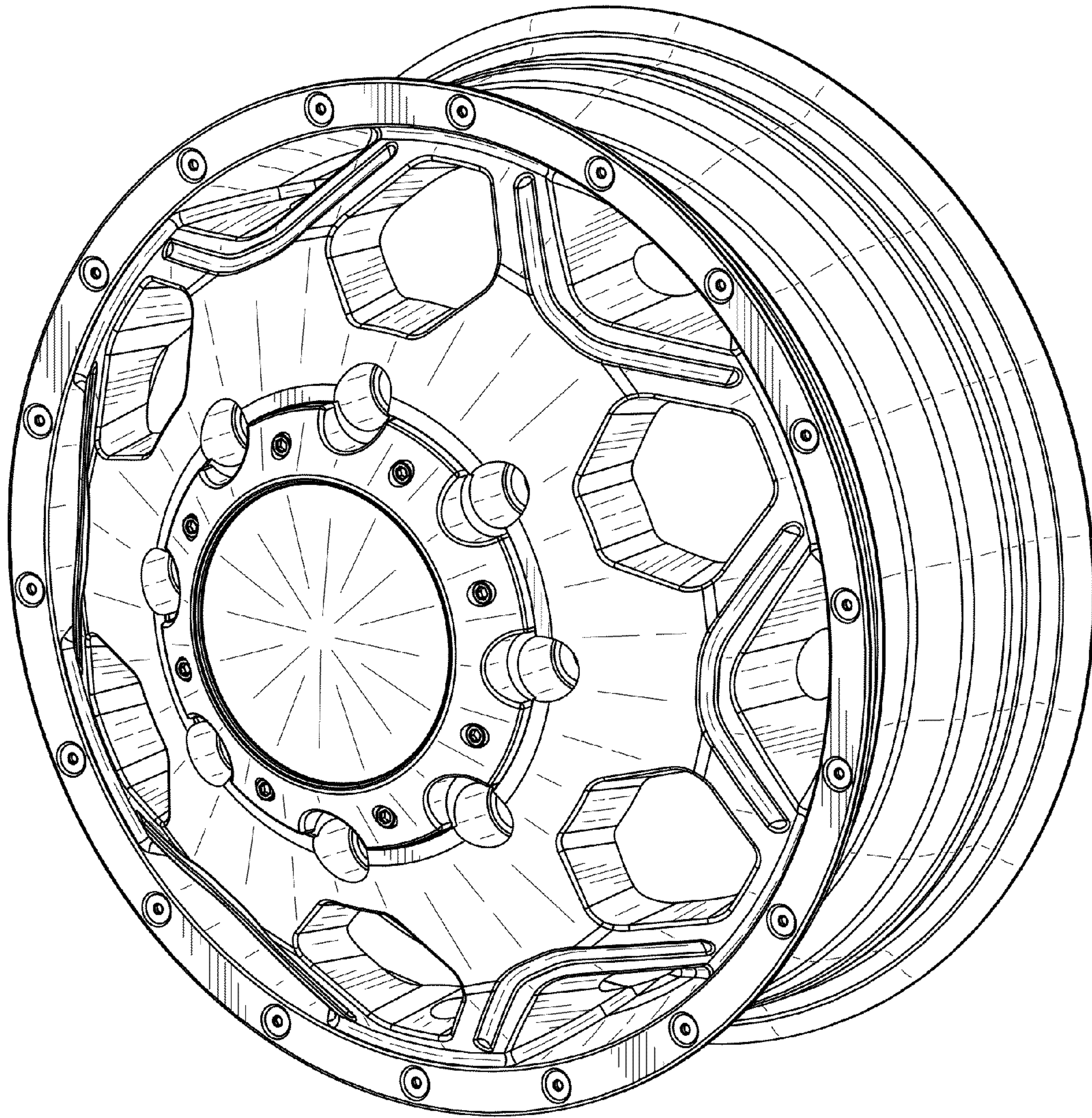


FIG. 1




FIG. 2