



US00D709401S

(12) **United States Design Patent**  
**Arostini et al.**

(10) **Patent No.:** **US D709,401 S**  
(45) **Date of Patent:** **\*\* Jul. 22, 2014**

(54) **BRACELET**

(75) Inventors: **Massimiliano Arostini, Arezzo (IT);**  
**Francesca Saltarelli, Arezzo (IT);**  
**Gianni Paolini, Pratantico (IT)**

(73) Assignee: **Picador S.r.l., Arezzo (IT)**

(\*\*) Term: **14 Years**

(21) Appl. No.: **29/423,902**

(22) Filed: **Jun. 6, 2012**

(51) **LOC (10) Cl.** ..... **11-01**

(52) **U.S. Cl.**  
USPC ..... **D11/3**

(58) **Field of Classification Search**  
CPC .. A44C 5/0007; A44C 5/0053; A44C 5/0084;  
A44C 5/02; A44C 5/12; A44C 5/14; A44C  
5/18; A44C 15/003  
USPC ..... D11/1-25, 26, 27, 28; 63/1.11, 3, 3.1,  
63/3.2, 15, 15.1-15.4, 15.45, 15.5, 15.6,  
63/15.65, 5.1, 900; D28/41; 24/115 H,  
24/116 A; 70/456 R

See application file for complete search history.

(56) **References Cited**

**U.S. PATENT DOCUMENTS**

D129,407 S *	9/1941	Wilmarth	.....	D11/9
4,542,630 A *	9/1985	Nanasi et al.	.....	63/3
D287,949 S *	1/1987	Bulgari	.....	D11/6
D310,978 S *	10/1990	Bulgari	.....	D11/3
D463,993 S *	10/2002	Jones	.....	D11/3
D507,760 S *	7/2005	Stone	.....	D11/3
D555,029 S *	11/2007	Hall	.....	D11/14
D556,078 S *	11/2007	Schrimmer et al.	.....	D11/3
D623,978 S *	9/2010	Cerullo	.....	D11/3
D670,189 S *	11/2012	Puglisi et al.	.....	D11/3
D680,019 S *	4/2013	Puglisi et al.	.....	D11/3

D684,496 S *	6/2013	Haimoff	.....	D11/3
D692,340 S *	10/2013	Mejia	.....	D11/3
2008/0041099 A1 *	2/2008	Hirata	.....	63/15
2013/0305782 A1 *	11/2013	Butler	.....	63/12
2014/0053603 A1 *	2/2014	Kaupp	.....	63/12

**OTHER PUBLICATIONS**

[Online] <http://www.picadorsrl.com/en/catalogo/bracelets/magnetic-bracelets/327/turquoise-nautical-rope-with-magnetic-clasp.html>. Accessed Mar. 13, 2014.\*

(Continued)

*Primary Examiner* — Garth Rademaker

*Assistant Examiner* — Melanie Pellegrini

(74) *Attorney, Agent, or Firm* — Abelman, Frayne & Schwab

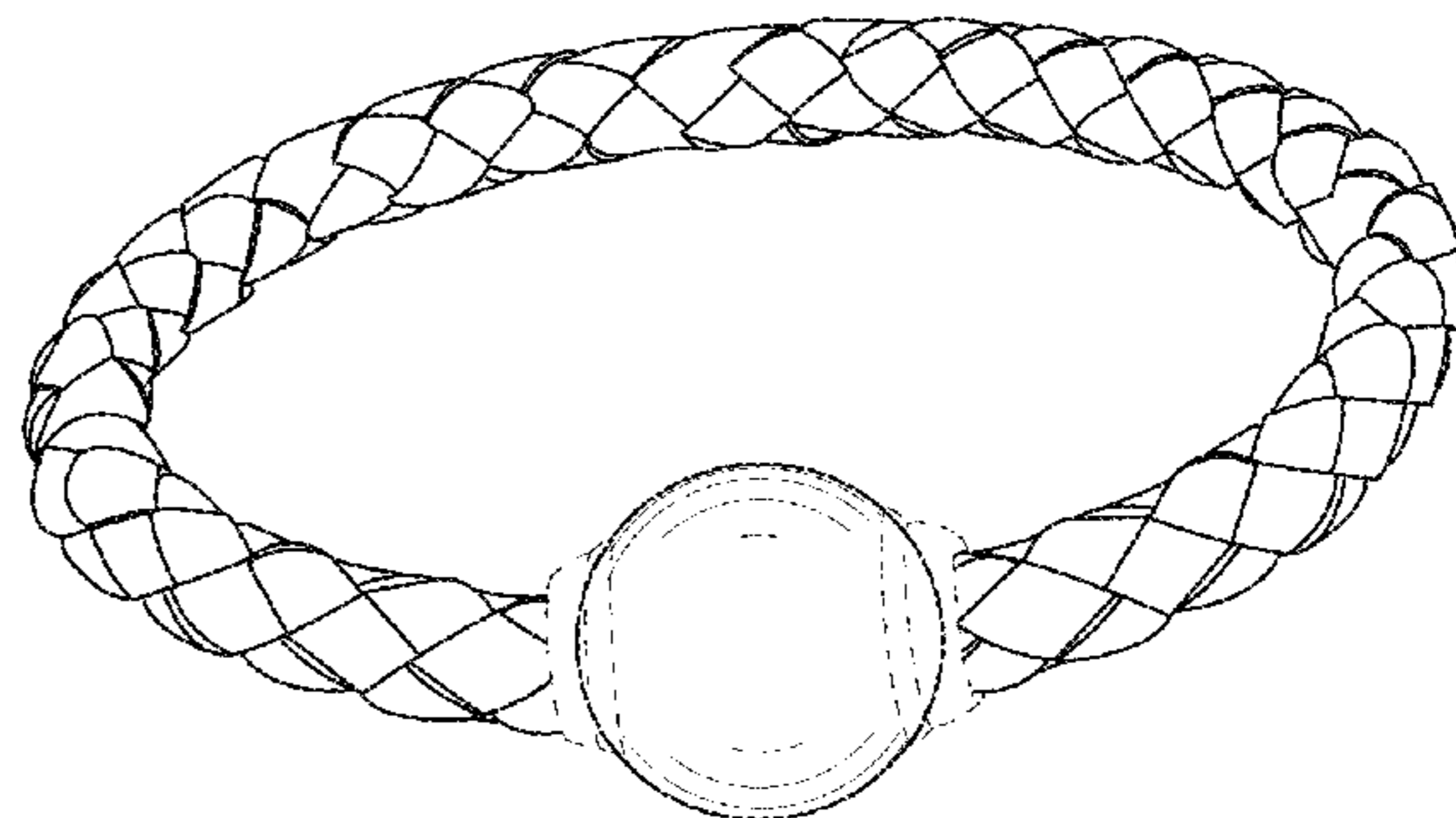
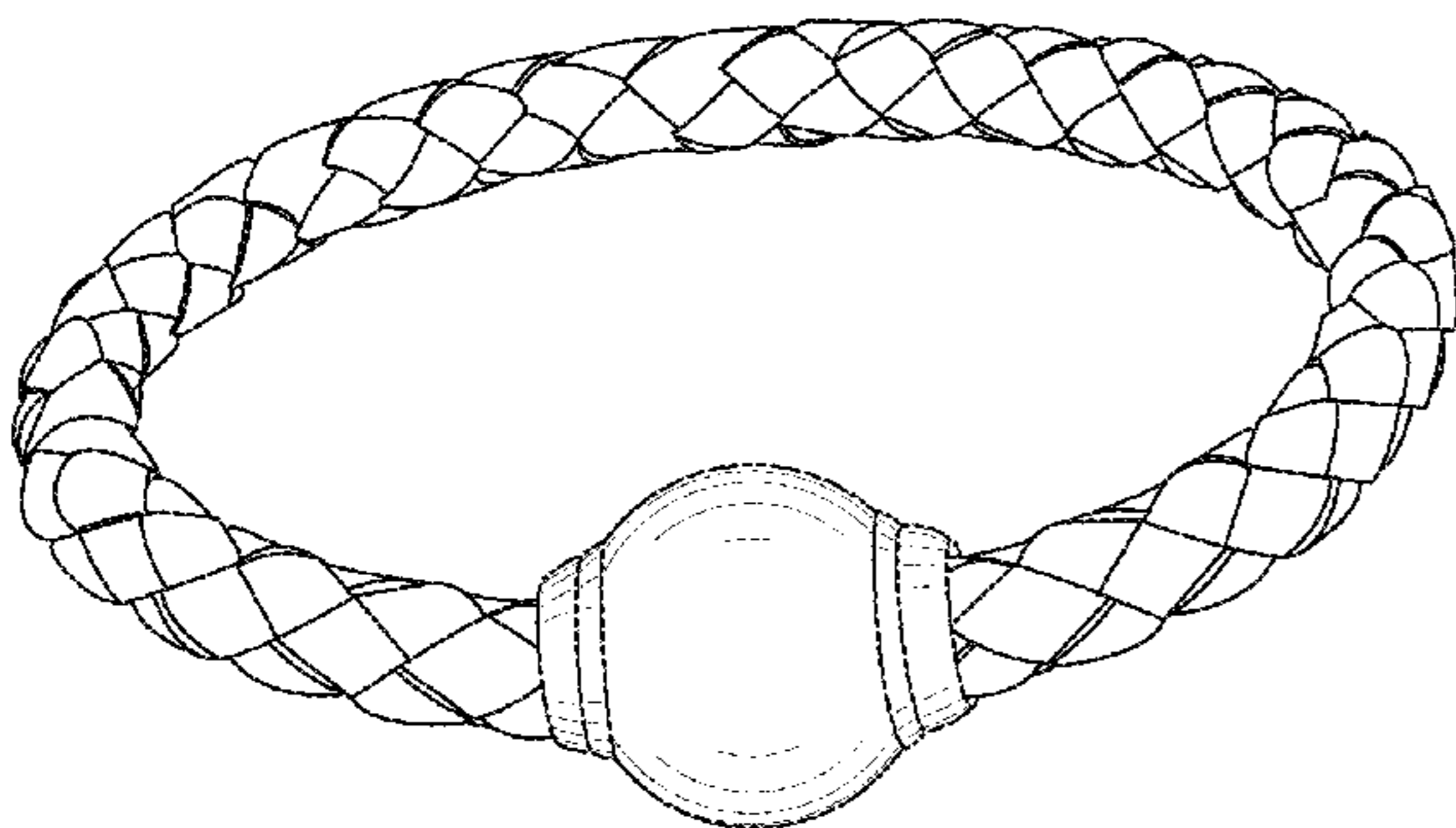
(57) **CLAIM**

The ornamental design for a bracelet, as shown and described.

**DESCRIPTION**

FIG. 1 is a top perspective view showing our bracelet; FIG. 2 is a top perspective view thereof; FIG. 3 is a rear view thereof; FIG. 4 is a front view thereof; FIG. 5 is a right side elevational view thereof, the left side being a mirror image; FIG. 6 is a top perspective view showing another embodiment of our bracelet; FIG. 8 is a rear view thereof; FIG. 7 is a top perspective view thereof; FIG. 9 is a front view thereof; and, FIG. 10 is a right side elevational view thereof, the left side being a mirror image. The broken lines showing a collar between the globe and bracelet ends in FIGS. 6-10 form no part of the claimed design.

**1 Claim, 4 Drawing Sheets**



(56)

**References Cited**

OTHER PUBLICATIONS

[Online] <http://www.picadorsrl.com/en/catalogo/bracelets/magnetic-bracelets/258/5-mm-black-leather-magnetic.html>. Accessed Mar. 13, 2014.\*

[Online] <http://www.picadorsrl.com/en/catalogo/bracelets/magnetic-bracelets/277/white-leather-withstuds-magnetic-bracelet.html>. Accessed Mar. 13, 2014.\*

\* cited by examiner

Figure 1

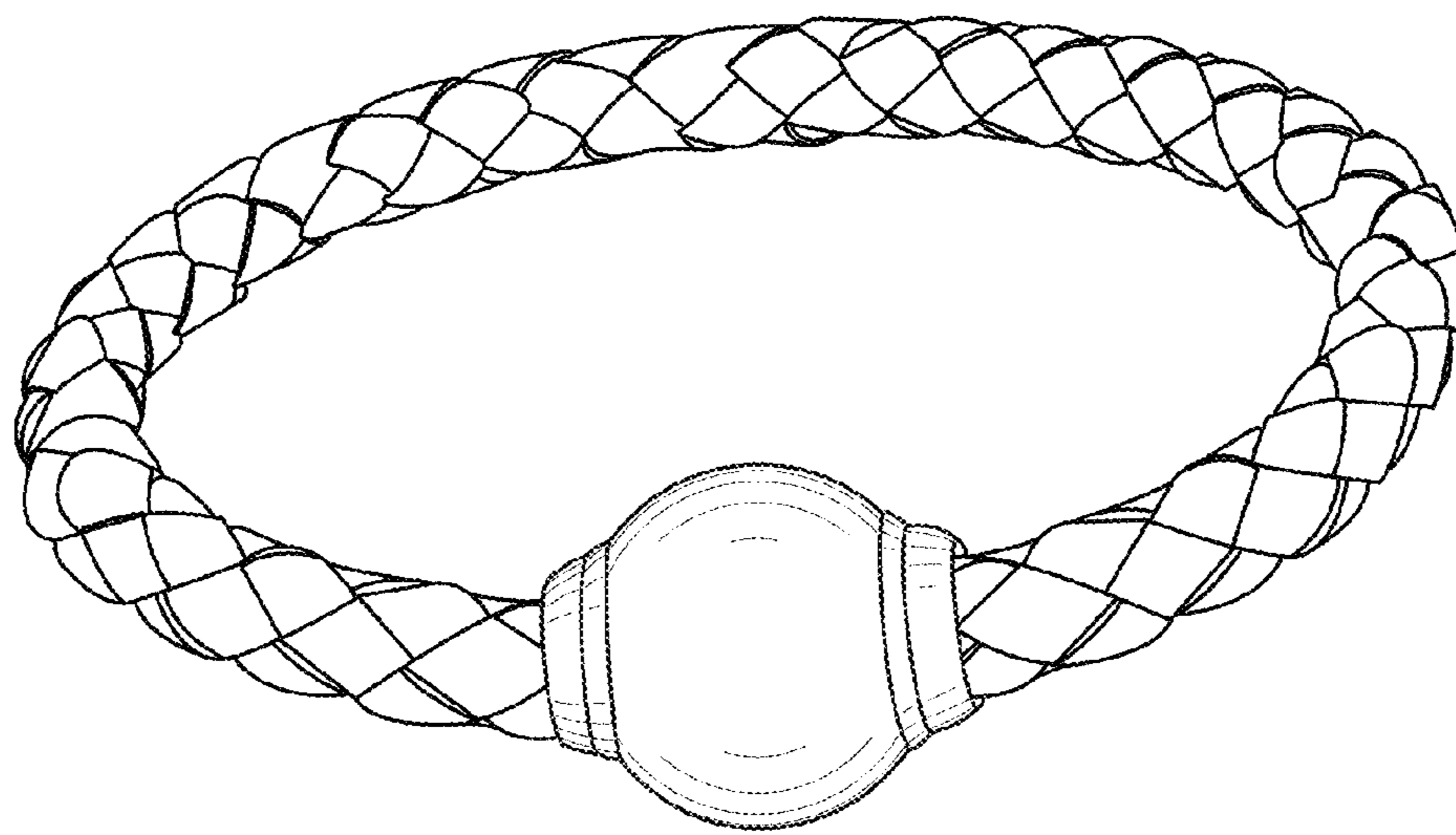


Figure 2

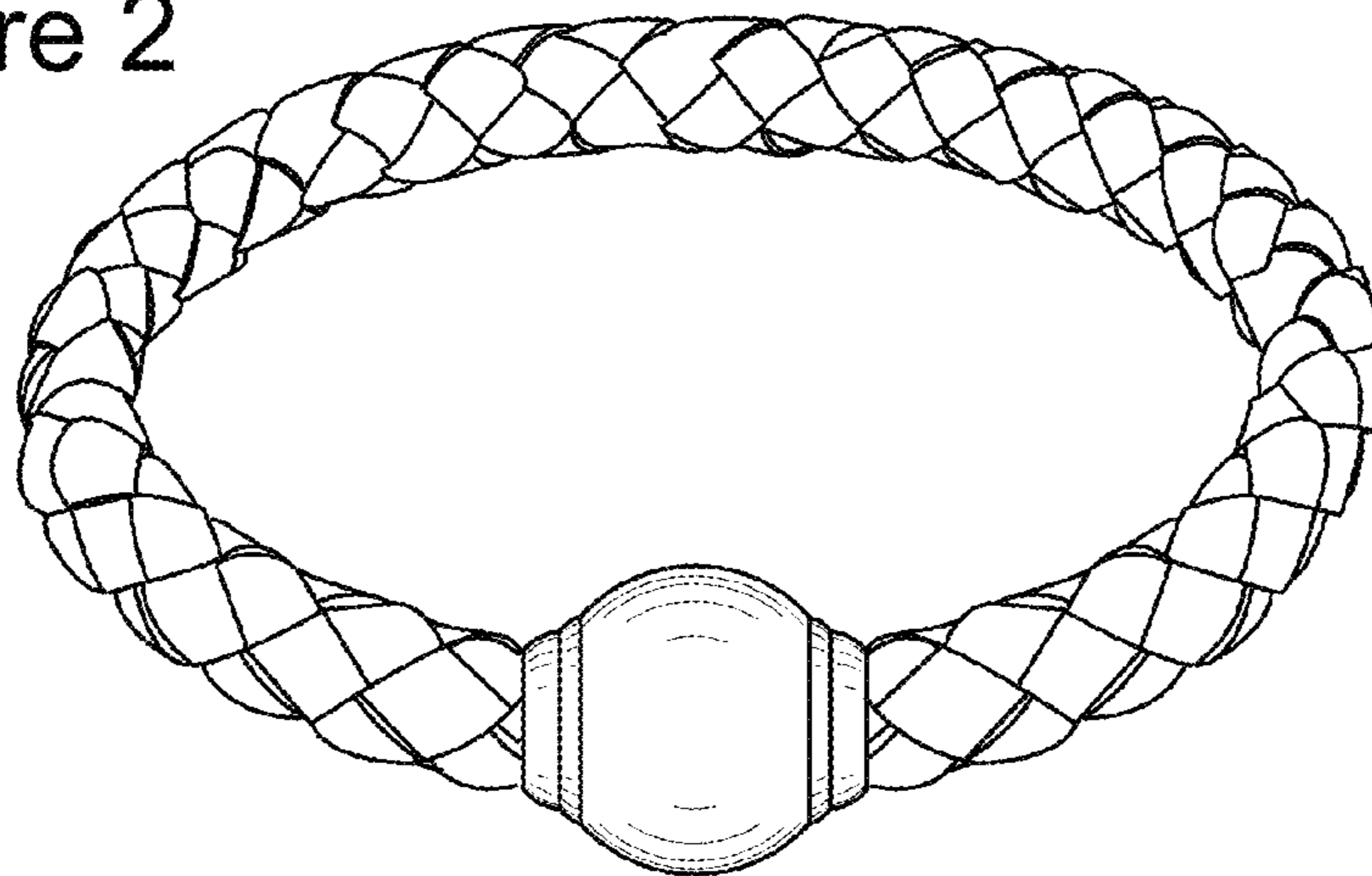


Figure 3

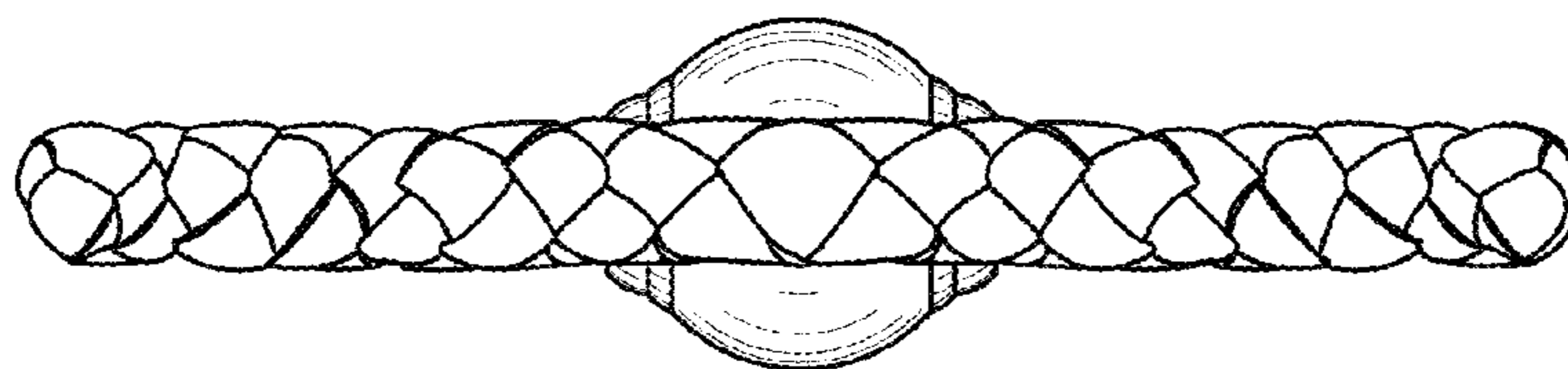


Figure 4

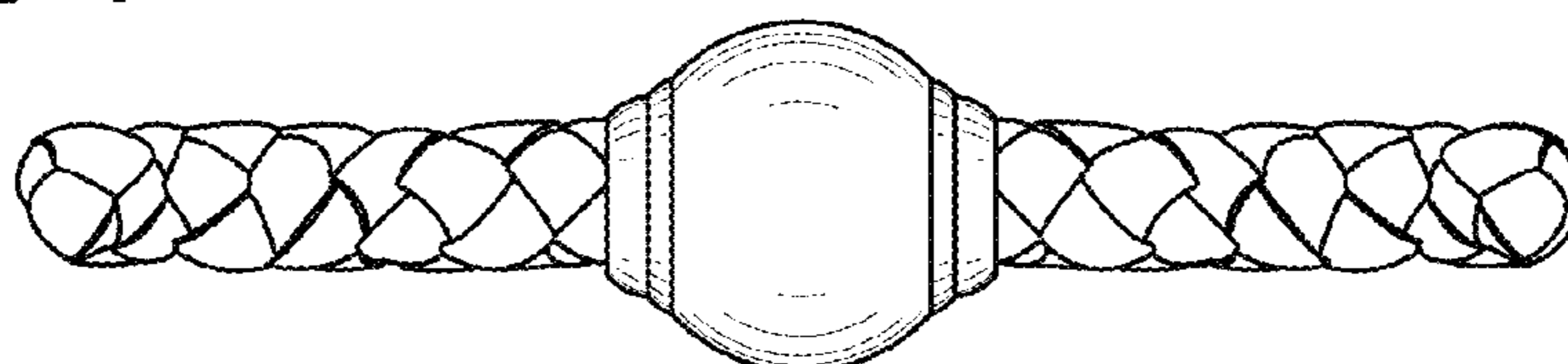


Figure 5




Figure 6

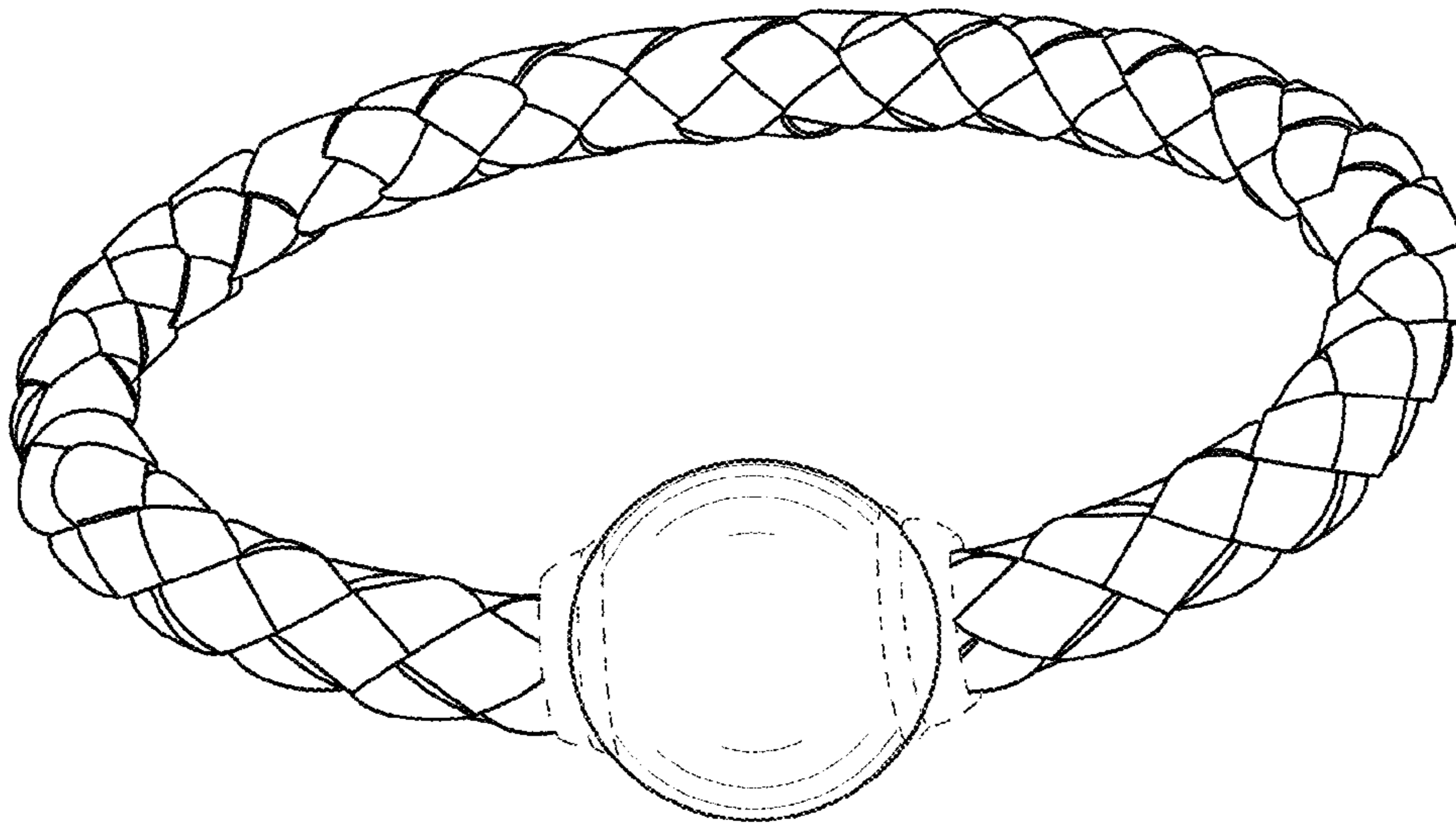




Figure 7

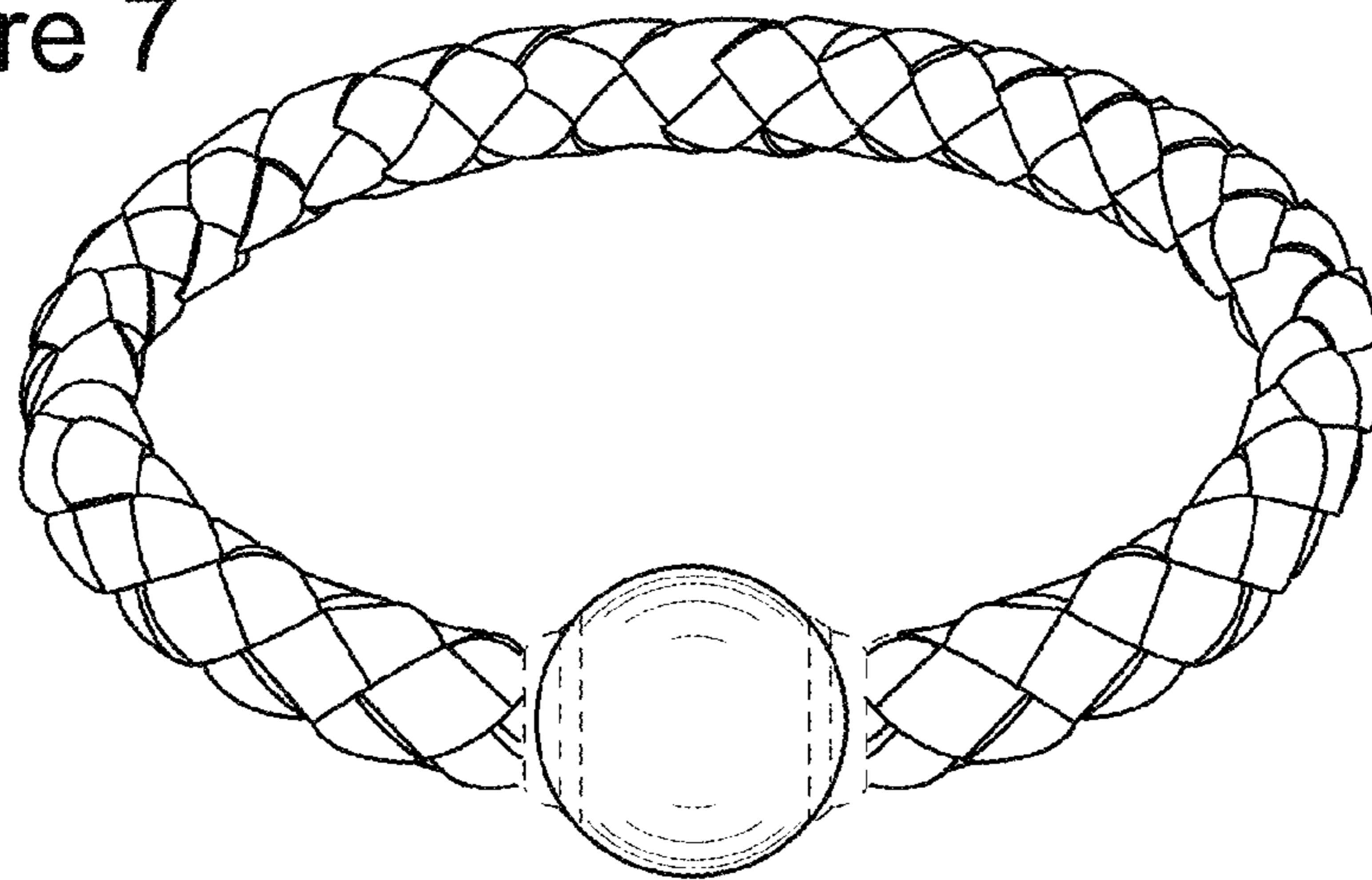


Figure 8

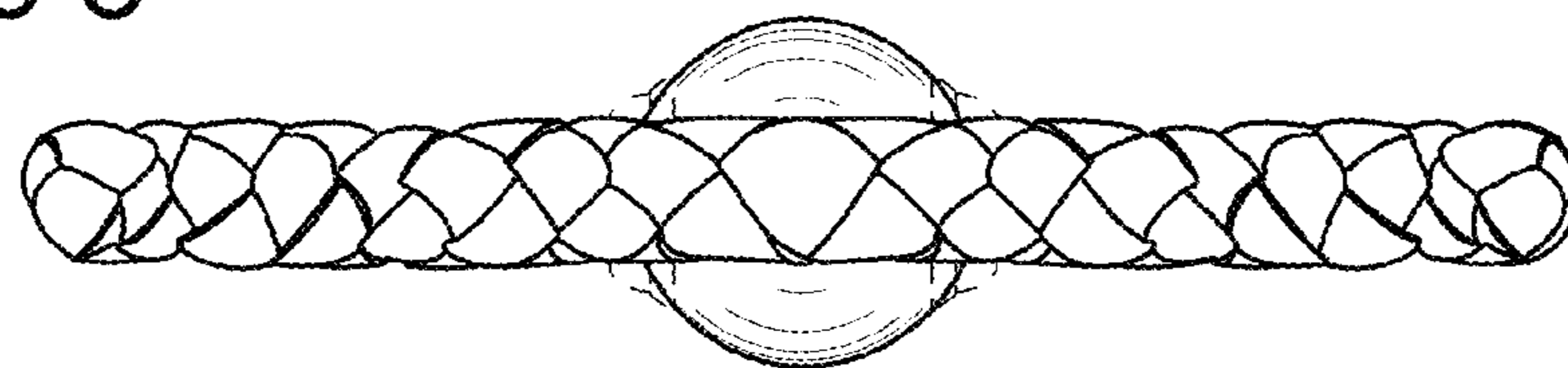


Figure 9

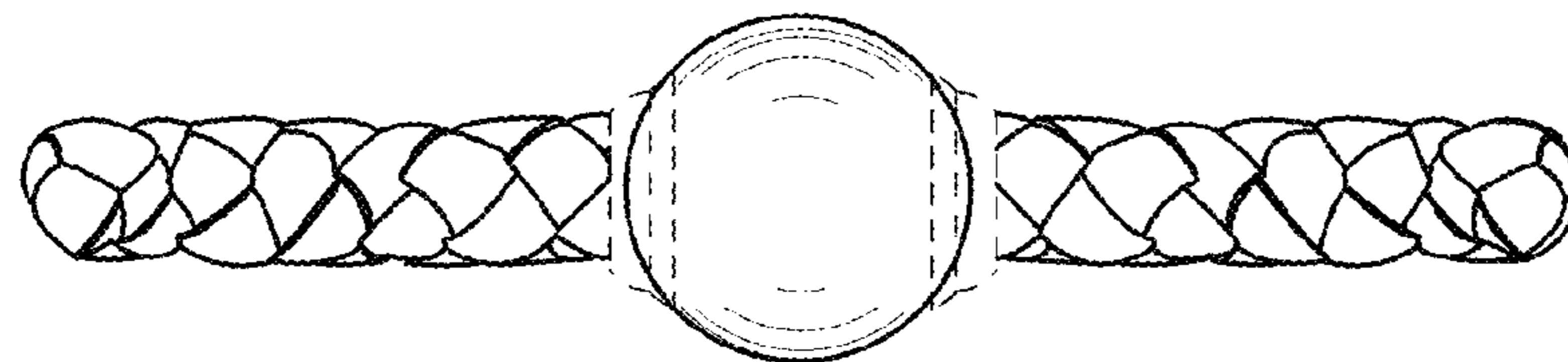


Figure 10

