



US00D709400S

(12) **United States Design Patent**  
**Perko et al.**

(10) **Patent No.:** **US D709,400 S**  
(45) **Date of Patent:** **\*\* Jul. 22, 2014**

(54) **BAND OF A WRIST-TOP INSTRUMENT**

FOREIGN PATENT DOCUMENTS

(75) Inventors: **Panu Perko**, Espoo (FI); **Jukka Manni**, Helsinki (FI); **Thomas Hinskens**, Helsinki (FI)

EP 2579107 A1 \* 10/2013 ..... G04B 37/00

(73) Assignee: **Suunto Oy**, Vantaa (FI)

OTHER PUBLICATIONS

(\*\*) Term: **14 Years**

Ambit Black Strap, Suunto.com, first reviewed on Jun. 11, 2013, online. Site visited Mar. 26, 2014. Internet URL: <"http://www.suunto.com/en-US/Products/Straps/Ambit-Black-Strap/?categoryId=6">.\*

(21) Appl. No.: **29/416,229**

Suunto Ambit First Ever 50 Hr GPS Watch Battery, Youtube.com, published on Feb. 6, 2012, online. Site visited Mar. 25, 2014. Internet URL: <"http://www.youtube.com/watch?v=AfnxU6tSna8">.\*

(22) Filed: **Mar. 20, 2012**

Approach S2 by Garmin, online. Site visited Mar. 27, 2014. Internet URL: <"https://buy.garmin.com/en-US/US/into-sports/golfing/approach-s2/prod126596.html">.\*

(30) **Foreign Application Priority Data**

Forerunner® 910XT by Garmin, online. Site visited Mar. 27, 2014. Internet URL: <"https://buy.garmin.com/en-US/US/into-sports/running/forerunner-910xt/prod90671.html#gallery-dialog">.\*

Oct. 7, 2011 (EM) ..... 001296636-3

(51) **LOC (10) Cl.** ..... **11-01**

(52) **U.S. Cl.**

USPC ..... **D11/3; D10/32**

(58) **Field of Classification Search**

USPC ..... D11/1–25, 93, 94, 200; D10/30–39, D10/122–132; 63/3, 3.1, 3.2, 4, 5.1, 6–9, 63/15, 15.1, 15.2; 368/276–278, 281–283; 224/164–194

See application file for complete search history.

\* cited by examiner

*Primary Examiner* — Garth Rademaker

*Assistant Examiner* — Llorellys Martinez-Rivera

(74) *Attorney, Agent, or Firm* — Terence P. O'Brien

(57) **CLAIM**

We claim the ornamental design for a band of a wrist-top instrument, as shown and described.

(56) **References Cited**

**DESCRIPTION**

U.S. PATENT DOCUMENTS

|                   |         |               |       |         |
|-------------------|---------|---------------|-------|---------|
| D407,342 S *      | 3/1999  | Ishizaka      | ..... | D11/3   |
| D443,221 S *      | 6/2001  | Jacob et al.  | ..... | D11/3   |
| 6,435,709 B2 *    | 8/2002  | Hirano et al. | ..... | 368/281 |
| D564,366 S *      | 3/2008  | Yeh et al.    | ..... | D10/30  |
| 7,529,155 B2 *    | 5/2009  | Fasciano      | ..... | 368/277 |
| D594,764 S *      | 6/2009  | Ahlstrom      | ..... | D10/32  |
| D654,814 S *      | 2/2012  | Kumano et al. | ..... | D10/32  |
| D673,464 S *      | 1/2013  | Perko et al.  | ..... | D10/38  |
| 2009/0274015 A1 * | 11/2009 | Sun et al.    | ..... | 368/282 |
| 2013/0088942 A1 * | 4/2013  | Perko et al.  | ..... | 368/278 |
| 2013/0219960 A1 * | 8/2013  | Gerard-Goddet | ..... | 63/3.2  |

FIG. 1 is a top, front, side perspective view of a band of a wrist-top instrument showing our new design;

FIG. 2 is a side view thereof;

FIG. 3 is a front view thereof; and,

FIG. 4 is a rear view thereof.

The dot-dash lines shown in FIGS. 1 through 4 define boundaries of the claimed design and form no part thereof. The other broken lines depict portions of a band of a wrist-top instrument which form no part of the claimed design.

**1 Claim, 2 Drawing Sheets**




FIG. 1

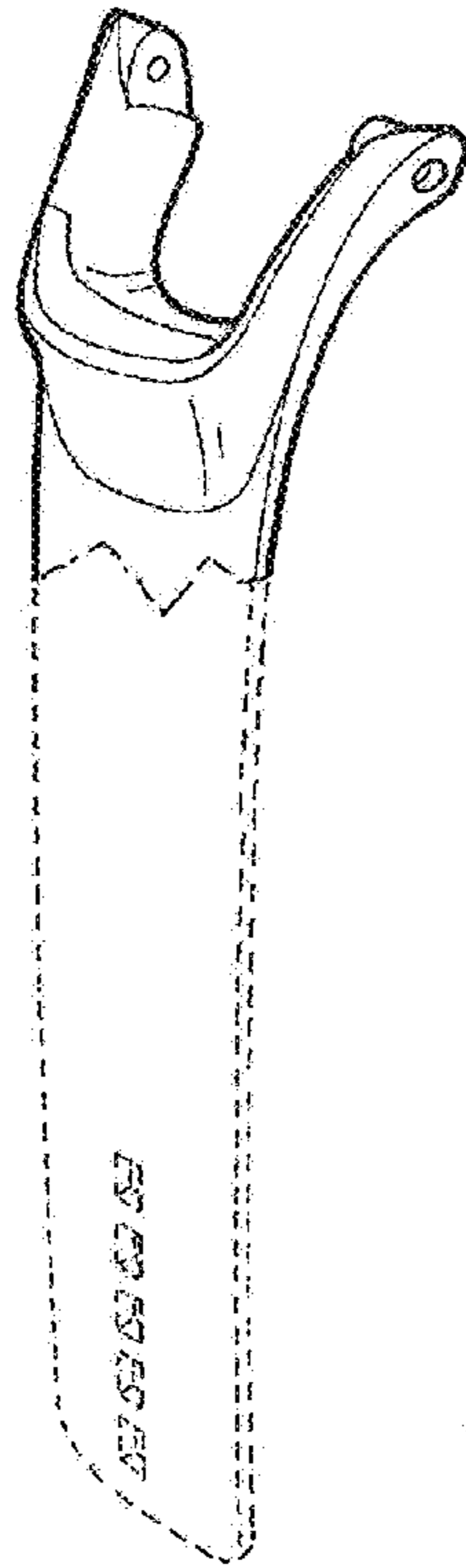


FIG. 2

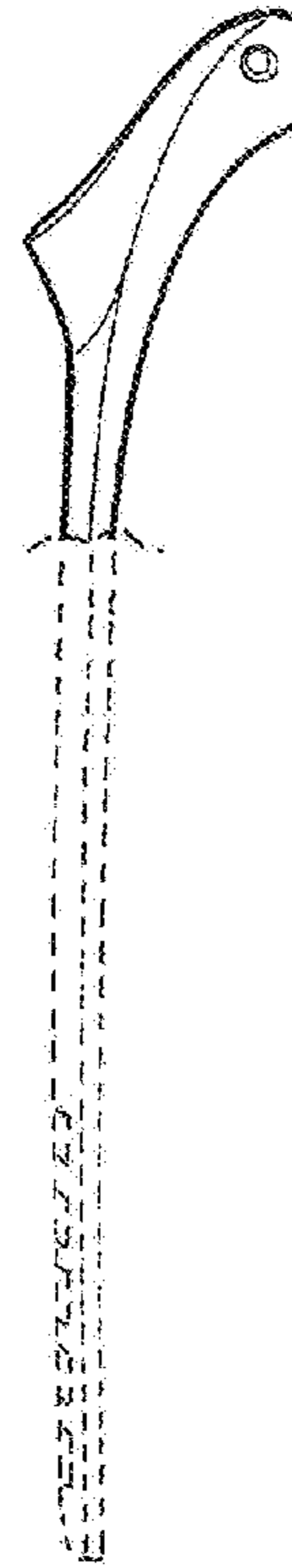


FIG. 3




FIG. 4

