



US00D709391S

(12) **United States Design Patent**
Neely

(10) **Patent No.:** **US D709,391 S**

(45) **Date of Patent:** **** Jul. 22, 2014**

(54) **TISSUE LEVEL INDICATOR**

(71) Applicant: **Adam Neely**, Thousand Oaks, CA (US)

(72) Inventor: **Adam Neely**, Thousand Oaks, CA (US)

(**) Term: **14 Years**

(21) Appl. No.: **29/432,915**

(22) Filed: **Sep. 21, 2012**

(51) **LOC (10) Cl.** **10-04**

(52) **U.S. Cl.**

USPC **D10/46**

(58) **Field of Classification Search**

USPC D10/49, 46; D6/515, 518, 519; D3/201;
206/223, 449, 494, 389, 391, 407;
229/100; 221/45, 282, 2, 16, 85.5,
221/59.2, 92, 97, 185, 284; 242/159, 160.2,
242/550, 560, 590, 595, 588, 598, 598.3,
242/598.6; 312/34.1, 34.8

See application file for complete search history.

(56) **References Cited**

U.S. PATENT DOCUMENTS

D331,074 S 11/1992 Dotterman et al.
5,540,354 A 7/1996 Annand
6,976,605 B2 12/2005 Mitchell et al.

2005/0077309 A1 4/2005 Mitchell et al.
2007/0119858 A1 5/2007 Ayoub
2011/0215110 A1 9/2011 Kadhum et al.
2011/0243668 A1 10/2011 White
2011/0315576 A1 12/2011 Rucinska et al.
2012/0325840 A1* 12/2012 Restaino 221/279
2012/0325841 A1* 12/2012 Restaino 221/282

OTHER PUBLICATIONS

U.S. Appl. No. 29/378,796 Office Action dated Dec. 27, 2011.
U.S. Appl. No. 29/378,796 Notice of Allowance and Fees Due dated
May 14, 2012.

* cited by examiner

Primary Examiner — Antoine D Davis

(57) **CLAIM**

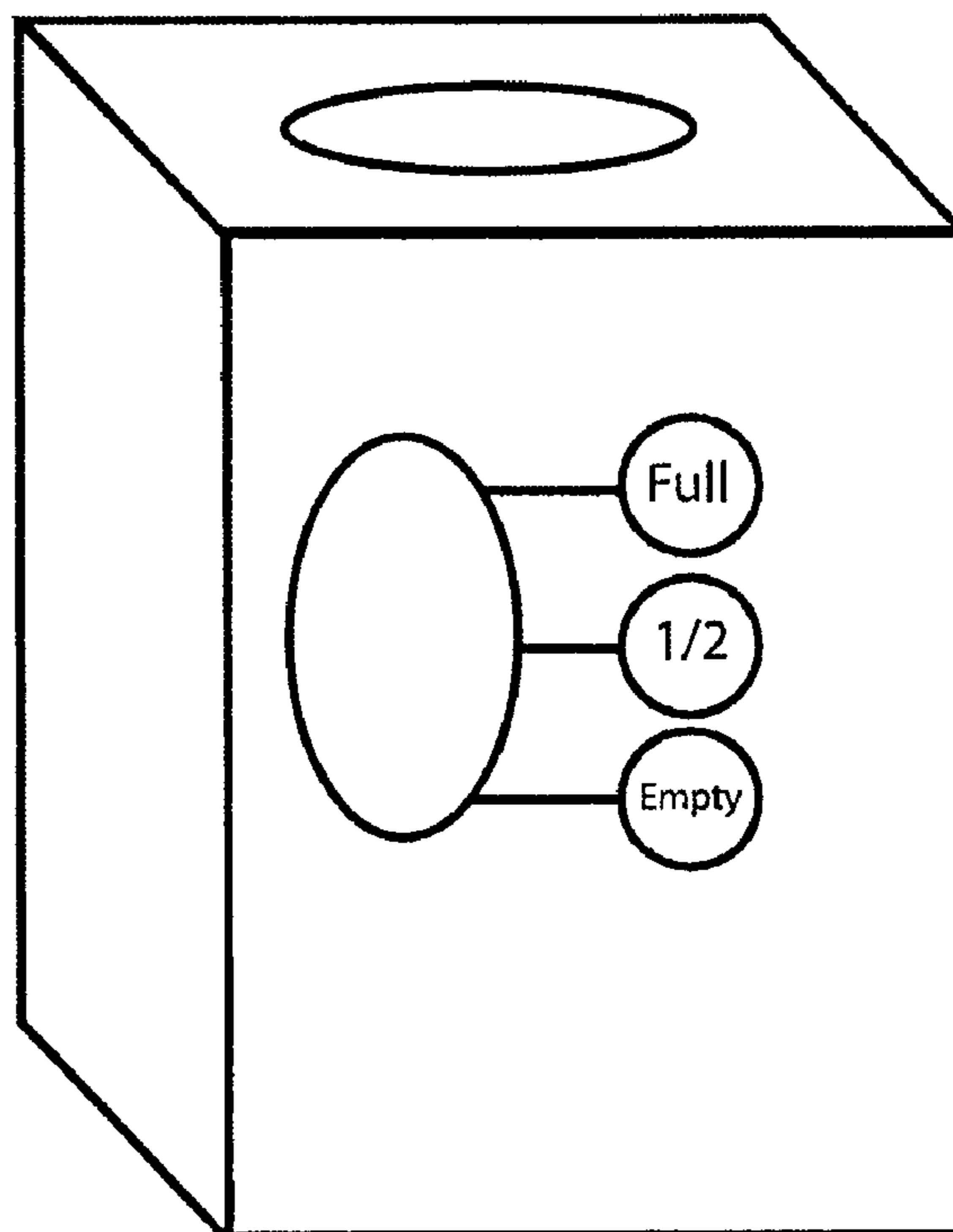
The ornamental design for a tissue level indicator, as shown
and described.

DESCRIPTION

FIG. 1 is a front peripheral view of the tissue level indicator;
and
FIG. 2 is a top view of the tissue level indicator; and,
FIG. 3 is a side view of the tissue level indicator containing a
tissue box.

The broken line showing of structural features is included for
the purpose of illustrating non-claimed subject matter and
forms no part of the claimed design.

1 Claim, 3 Drawing Sheets



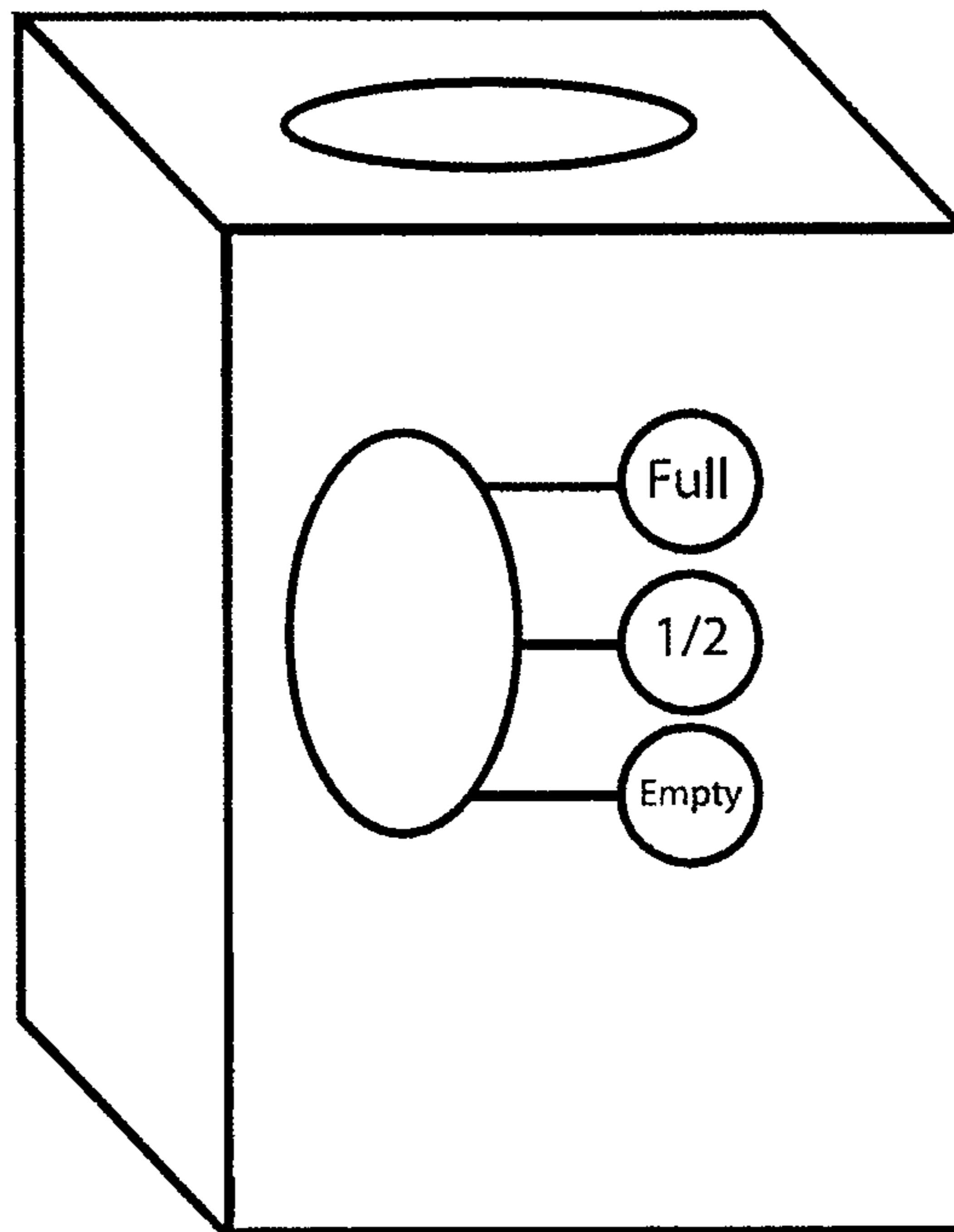


FIG. 1

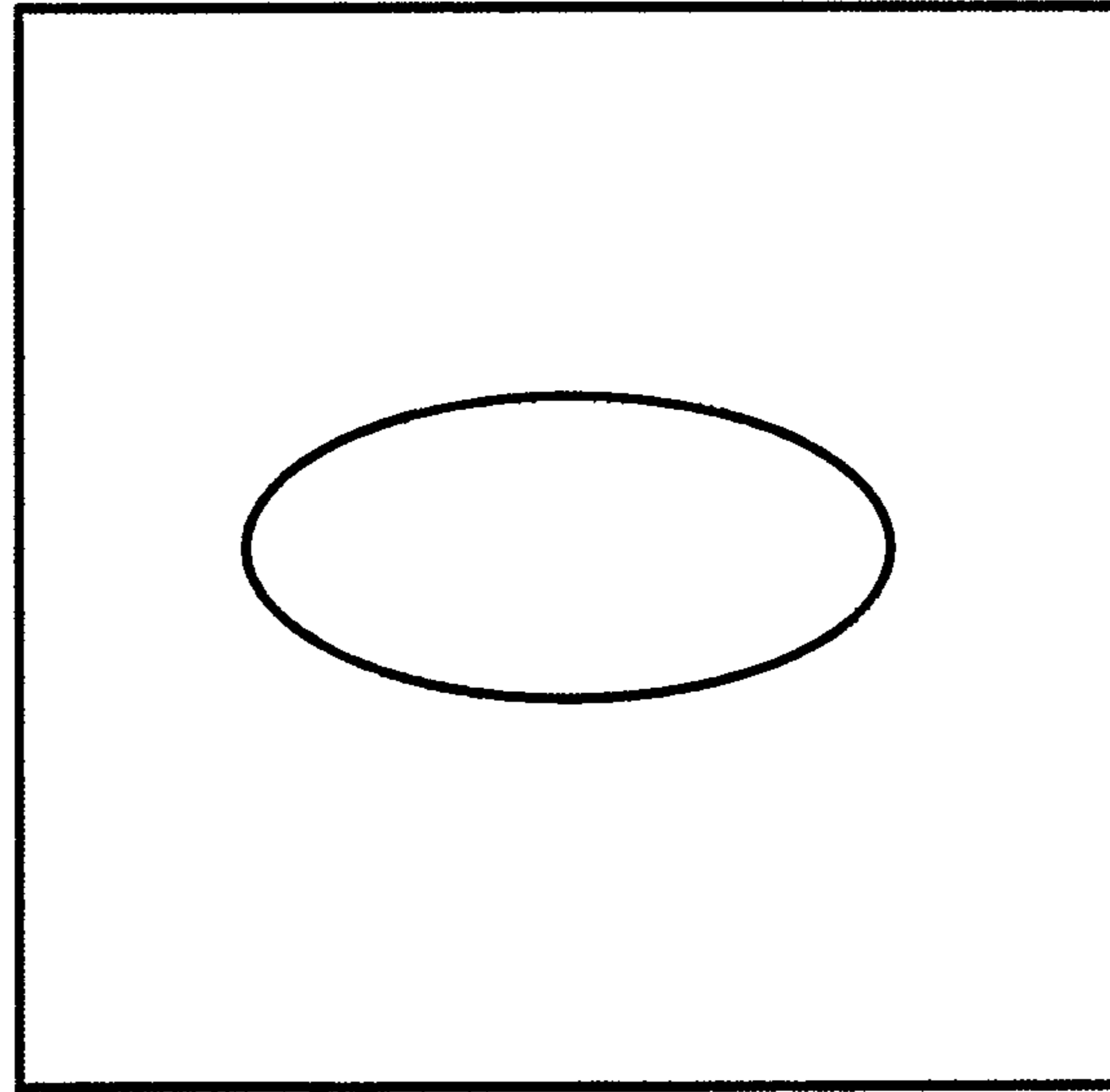


FIG. 2

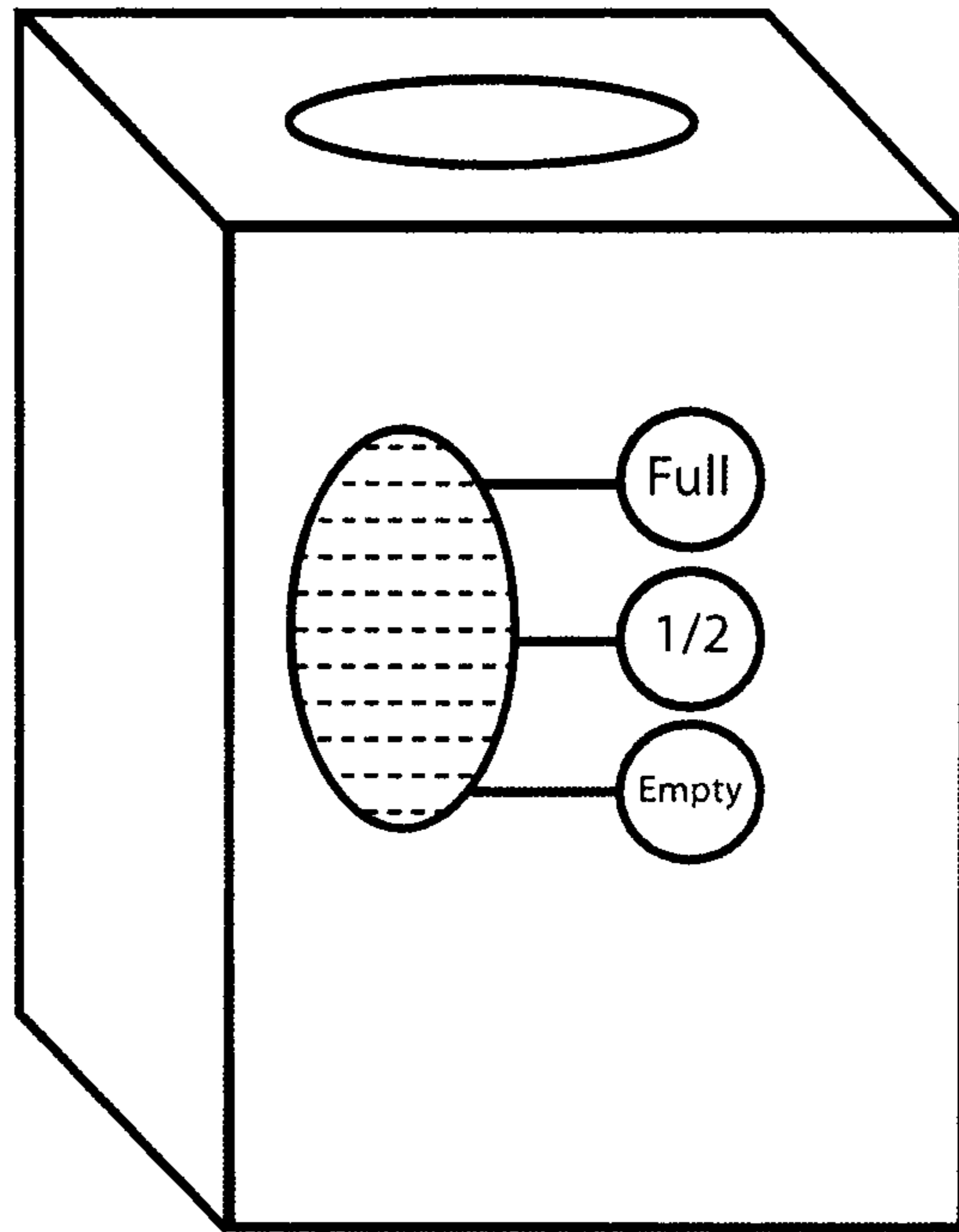


FIG. 3