



US00D709388S

(12) **United States Design Patent**  
**Boffi**

(10) **Patent No.:** **US D709,388 S**  
(45) **Date of Patent:** **\*\* Jul. 22, 2014**

- (54) **WRISTWATCH**
- (71) Applicant: **Swatch Ltd**, Biel/Bienne (CH)
- (72) Inventor: **Rossana Boffi**, Villasanta (IT)
- (73) Assignee: **Swatch Ltd**, Biel/Bienne (CH)
- (\*\*) Term: **14 Years**
- (21) Appl. No.: **29/479,113**
- (22) Filed: **Jan. 13, 2014**

- D127,018 S \* 5/1941 Fingerhut ..... D10/32
- D164,343 S \* 8/1951 Wishengrad ..... D11/12
- D177,248 S \* 3/1956 Katz ..... D11/4
- D404,318 S \* 1/1999 Slowinski ..... D10/32
- D422,513 S \* 4/2000 Bodino ..... D10/32
- D432,437 S \* 10/2000 Lassigne ..... D10/32
- D455,661 S \* 4/2002 Nussbaum ..... D10/32
- 6,671,231 B2 \* 12/2003 Gilomen ..... 368/80
- D503,646 S \* 4/2005 Rapport ..... D11/3
- D503,895 S \* 4/2005 Black ..... D10/32
- D533,086 S \* 12/2006 Bedat ..... D10/32
- D558,611 S \* 1/2008 Wei ..... D10/38
- D594,350 S \* 6/2009 Arpa ..... D10/32
- D602,790 S \* 10/2009 Lipe ..... D10/32
- D603,723 S \* 11/2009 Giannini ..... D10/31
- D651,098 S \* 12/2011 Scott ..... D10/32

- (30) **Foreign Application Priority Data**
- Jul. 11, 2013 (WO) ..... DM/081 346
- (51) **LOC (10) Cl.** ..... **10-02**
- (52) **U.S. Cl.**
- USPC ..... **D10/31; D10/36**
- (58) **Field of Classification Search**
- USPC ..... D10/30-39; 368/276, 281, 282, 285;  
D11/3, 4, 5, 2, 12, 14, 11; 224/179,  
224/174
- See application file for complete search history.

\* cited by examiner

*Primary Examiner* — Lucy Lieberman  
(74) *Attorney, Agent, or Firm* — Donald J. Ranft; Collen IP

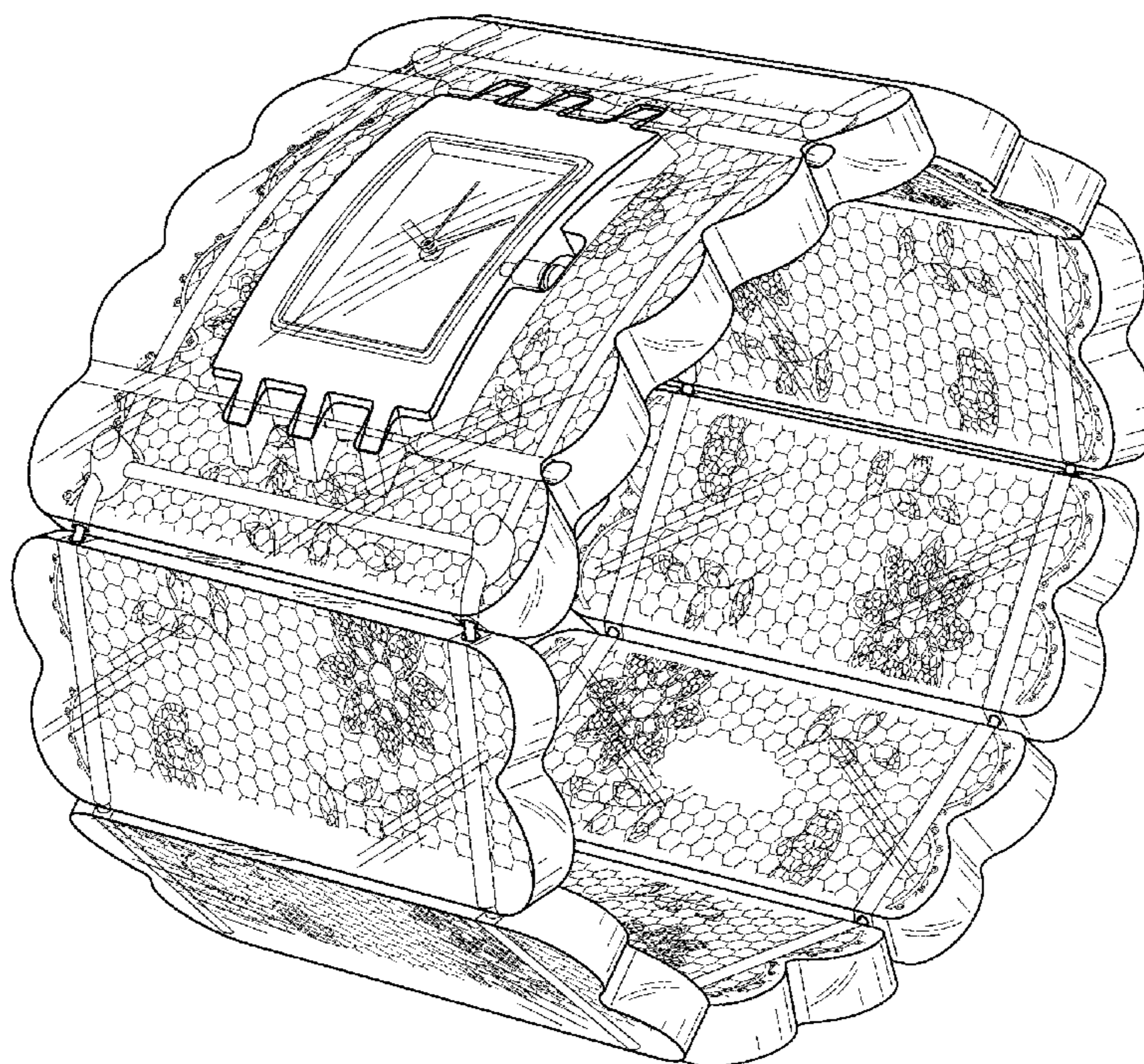
- (56) **References Cited**
- U.S. PATENT DOCUMENTS
- D10,677 S \* 5/1878 Byron ..... D11/4
- D79,424 S \* 9/1929 Haage ..... D11/3
- D123,207 S \* 10/1940 Hobe ..... D11/14
- D123,814 S \* 12/1940 Megur ..... D10/32
- D126,785 S \* 4/1941 Hobe ..... D11/14

(57) **CLAIM**  
The ornamental design for a wristwatch, as shown.

**DESCRIPTION**

FIG. 1 is a front right perspective view of a wristwatch showing my new design;  
FIG. 2 is a front view thereof;  
FIG. 3 is a rear view thereof;  
FIG. 4 is a left side view thereof;  
FIG. 5 is a right side view thereof;  
FIG. 6 is a bottom view thereof; and,  
FIG. 7 is a top view thereof.

**1 Claim, 7 Drawing Sheets**



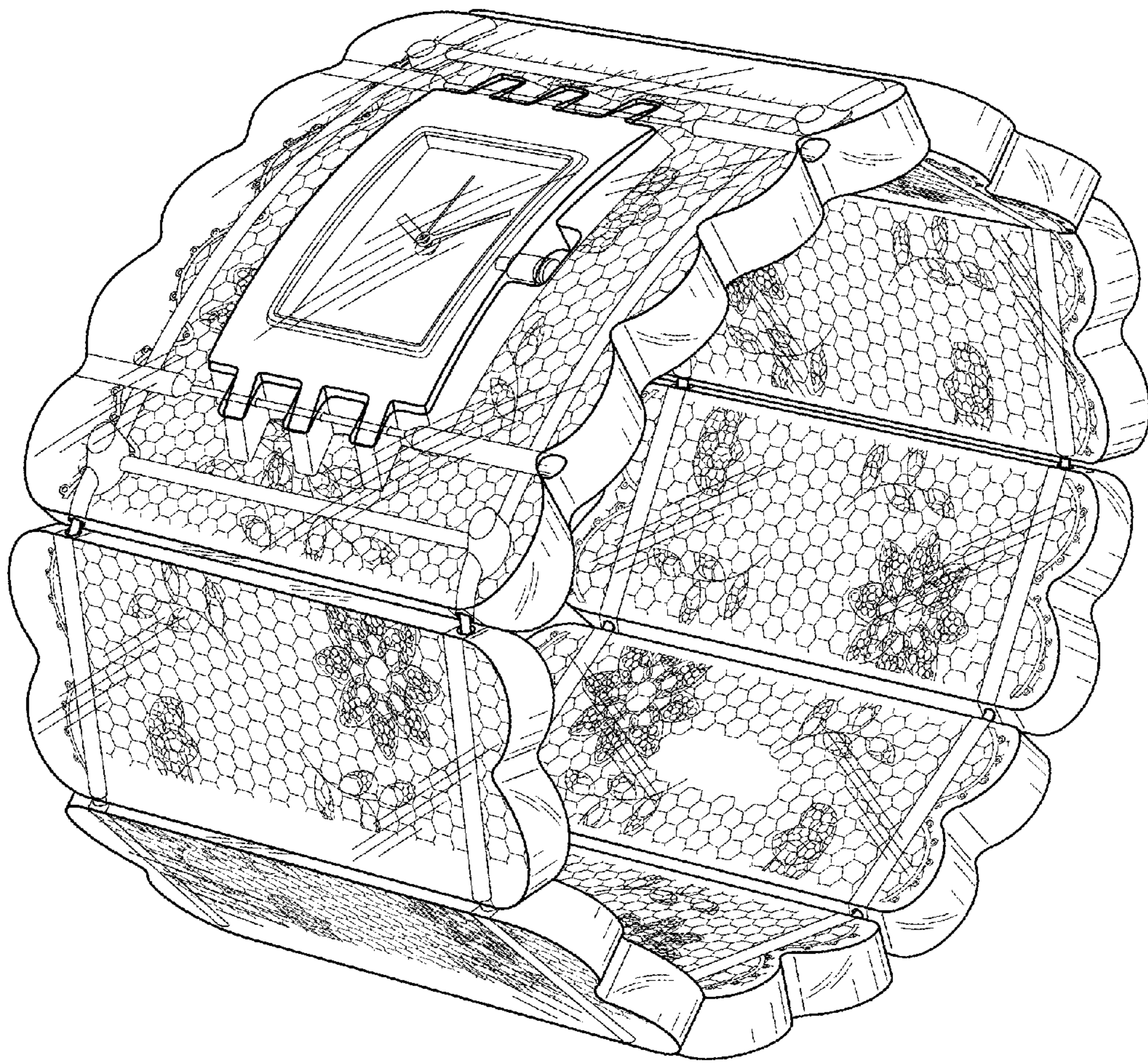


FIG. 1




FIG. 2

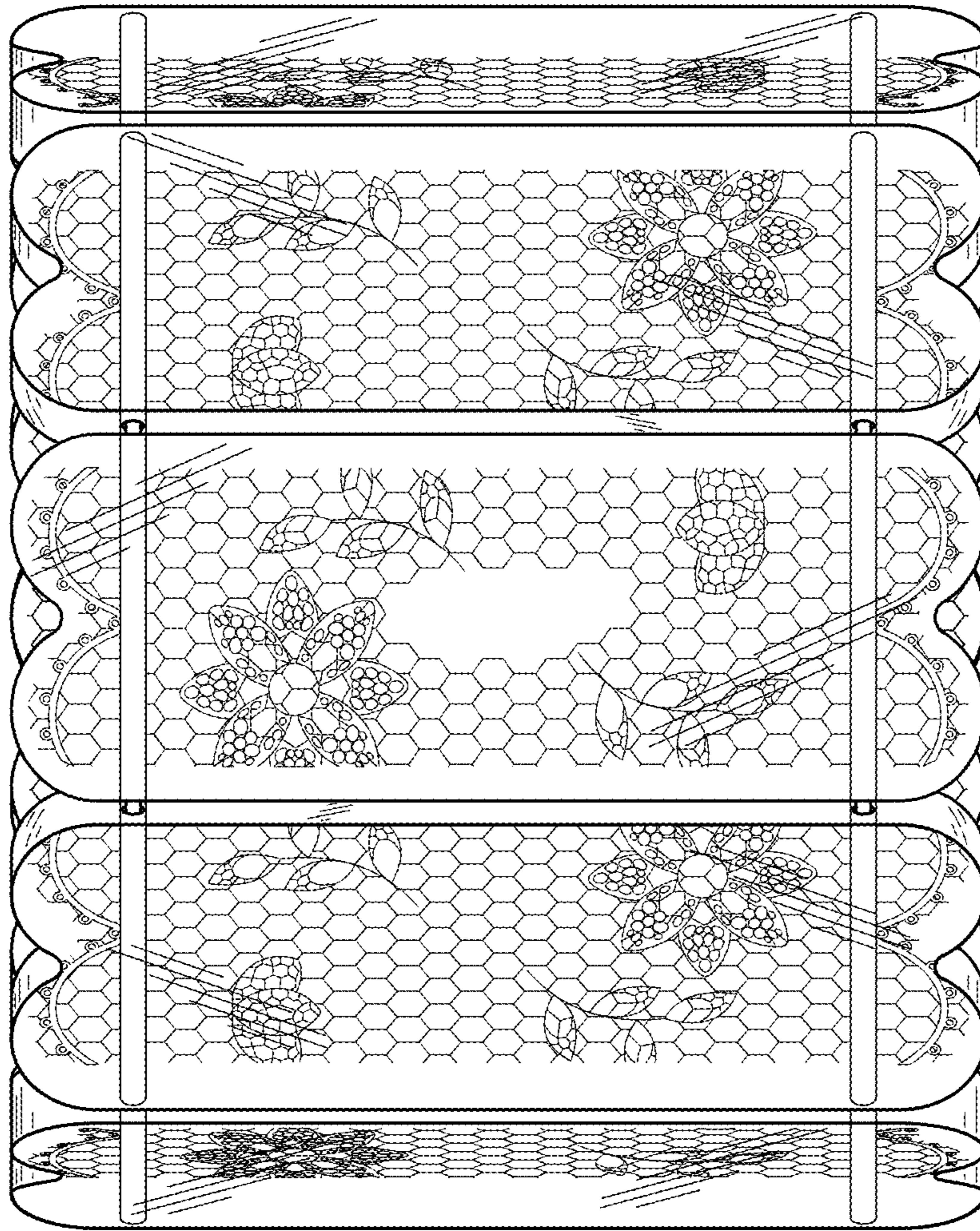


FIG. 3

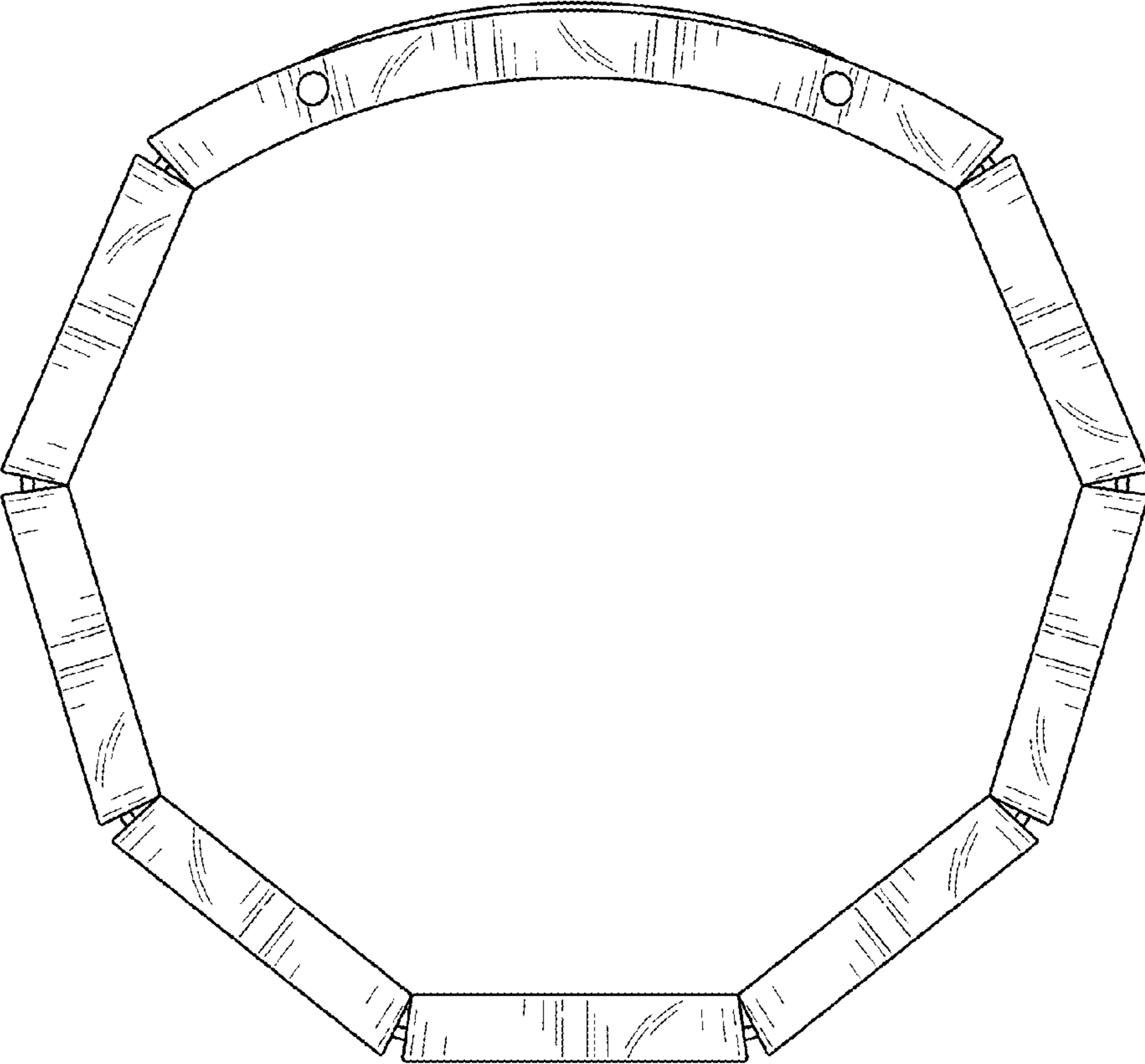


FIG. 4

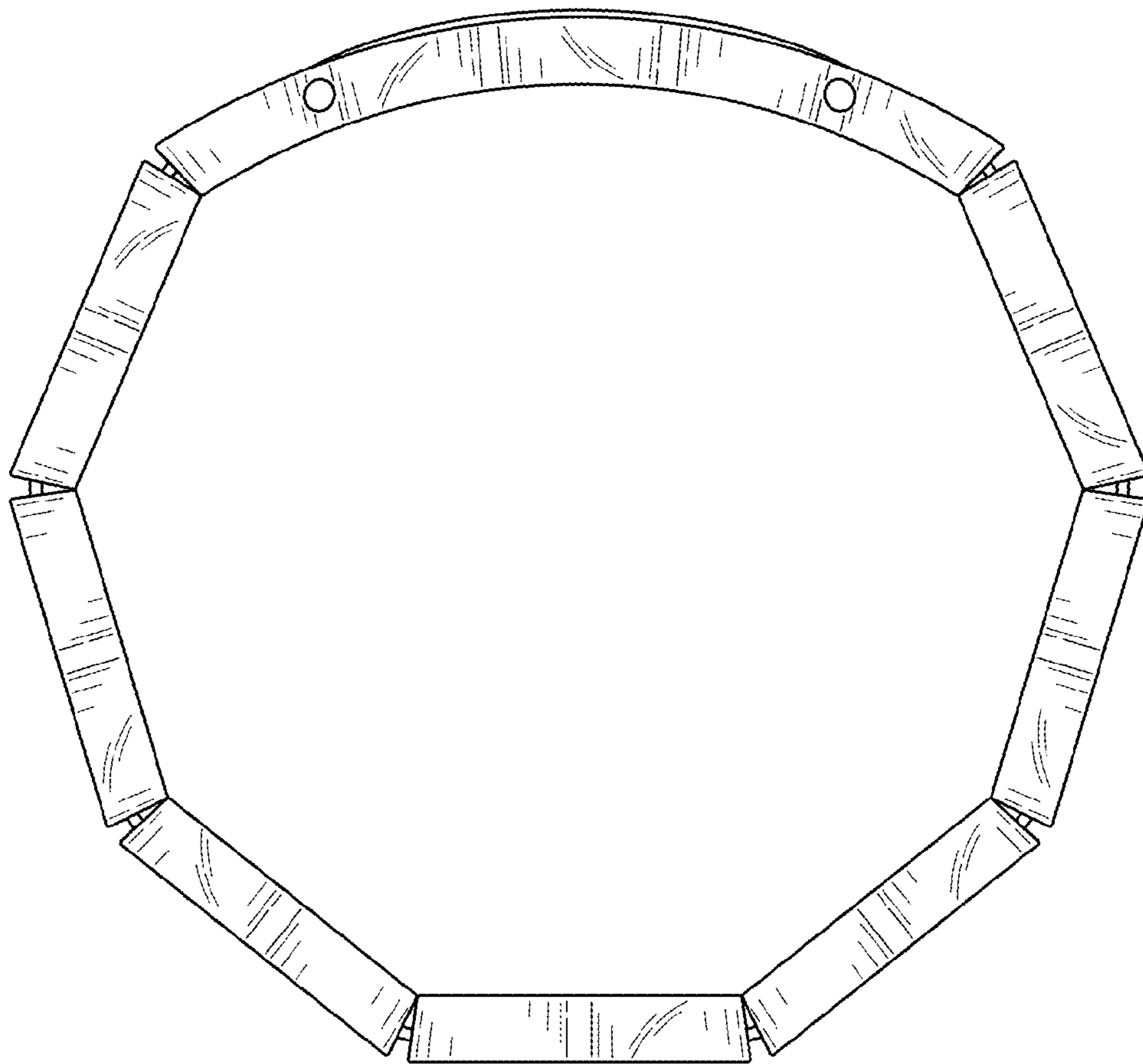


FIG. 5

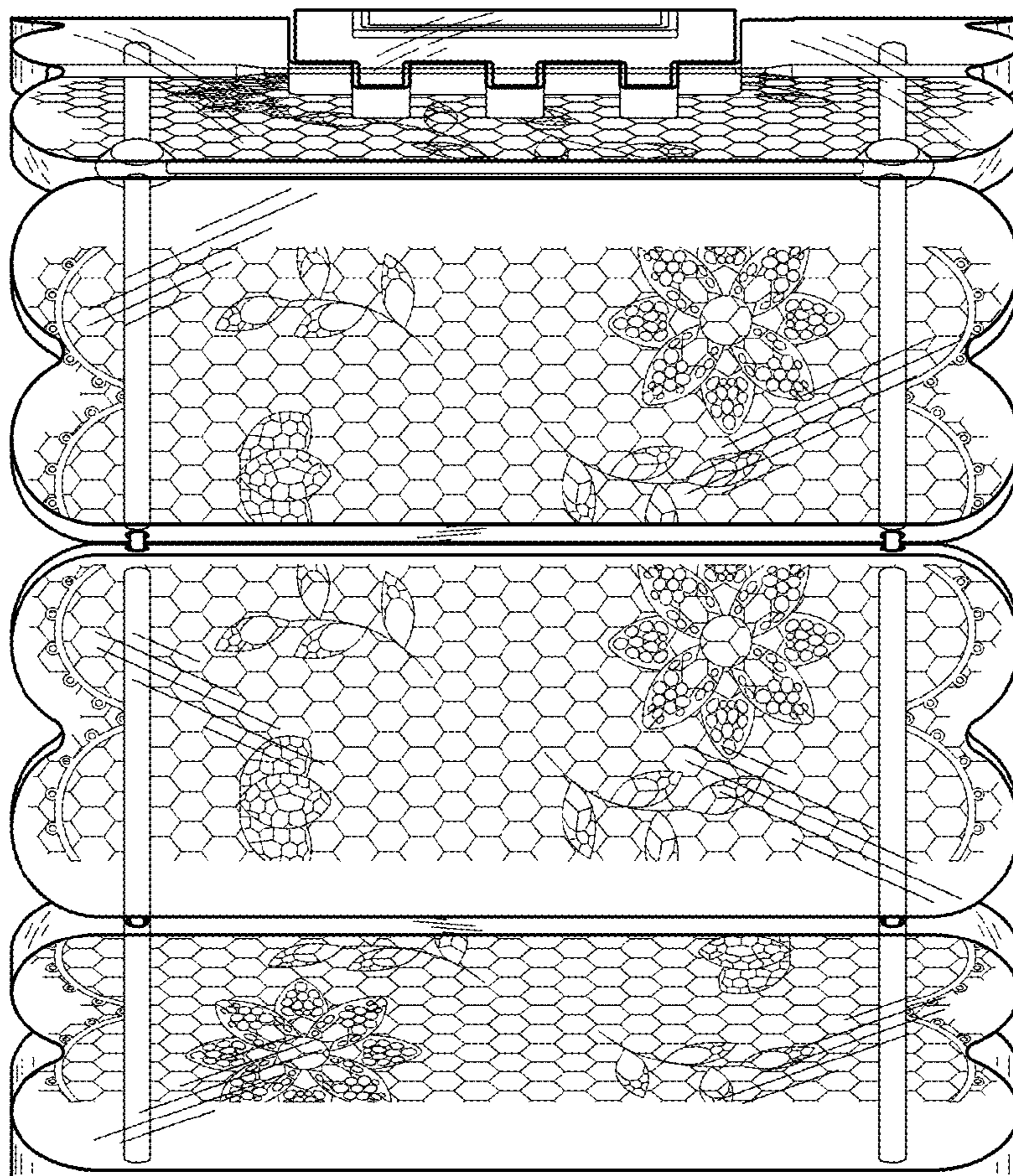


FIG. 6

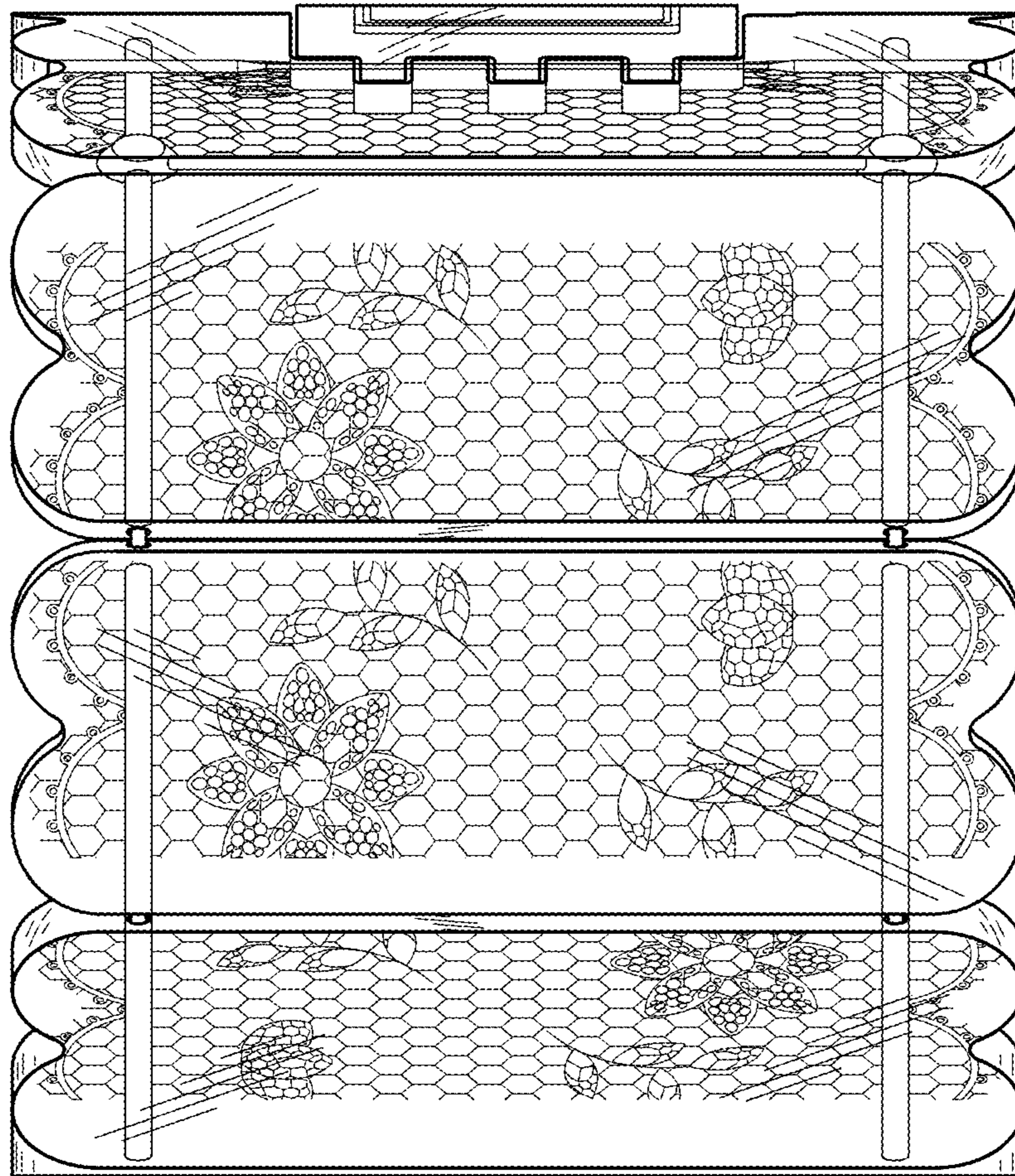


FIG. 7