

US00D709381S

(12) **United States Design Patent**  
**Mochizuki et al.**

(10) **Patent No.:** **US D709,381 S**  
(45) **Date of Patent:** **\*\* Jul. 22, 2014**

(54) **SPRAY CONTAINER**

FOREIGN PATENT DOCUMENTS

(71) Applicant: **Hisamitsu Pharmaceutical Co., Inc.**,  
Tosu (JP)

EM CTM4518239 8/2006  
EM CTM5171251 6/2007

(Continued)

(72) Inventors: **Sayaka Mochizuki**, Tokyo (JP); **Yui Takanishi**, Tokyo (JP)

OTHER PUBLICATIONS

Notice of Allowance, TW Application No. 100300389, dated Oct. 13, 2011.

(73) Assignee: **Hisamitsu Pharmaceutical Co., Inc.**,  
Saga (JP)

(Continued)

(\*\*) Term: **14 Years**

*Primary Examiner* — Sandra Morris

(21) Appl. No.: **29/458,572**

(74) *Attorney, Agent, or Firm* — Leydig, Voit & Mayer, Ltd.

(22) Filed: **Jun. 20, 2013**

(57) **CLAIM**

The ornamental design for a spray container, as shown and described.

(30) **Foreign Application Priority Data**

**DESCRIPTION**

Dec. 21, 2012 (JP) ..... D2012-031254

The patent or application file contains at least one drawing executed in color. Copies of this patent or patent application publication with color drawing(s) will be provided by the Office upon request and payment of the necessary fee.

(51) **LOC (10) Cl.** ..... **21-01**

FIG. 1 is a front view of a spray container of the present invention.

(52) **U.S. Cl.**

USPC ..... **D9/600**; D9/516; D9/688

FIG. 2 is a rear view of the spray container of FIG. 1.

(58) **Field of Classification Search**

USPC ..... D7/514–515, 613, 619.2, 901; D9/600, D9/649, 652, 667, 682, 686, 688, 690, D9/500–505, 516, 519, 537–540, 544–545, D9/548, 549–558, 574–585, 434; 206/457, 206/527, 540; 220/890

FIG. 3 is a top plan view of the spray container of FIG. 1.

FIG. 4 is a bottom view of the spray container of FIG. 1.

FIG. 5 is a right side view of the spray container of FIG. 1.

FIG. 6 is a left side view of the spray container of FIG. 1.

FIG. 7 is a front perspective of the spray container of FIG. 1; and,

See application file for complete search history.

FIG. 8 is a perspective view of the main body of the spray container of FIG. 1.

The features shown in broken lines depict environmental subject matter only and form no part of the claimed design.

The features surrounded by solid lines and alternating long and short dashes are part of the claimed design.


(56) **References Cited**

U.S. PATENT DOCUMENTS

D6,327 S 12/1872 Crump  
D335,451 S \* 5/1993 Schmidt ..... D9/502

(Continued)

**1 Claim, 8 Drawing Sheets**  
**(5 of 8 Drawing Sheet(s) Filed in Color)**



(56)

References Cited

U.S. PATENT DOCUMENTS

D414,813 S 10/1999 Browning  
 D423,922 S \* 5/2000 Ohchi et al. .... D9/688  
 D453,682 S 2/2002 Kusumi et al.  
 D453,683 S 2/2002 Kusumi et al.  
 D470,174 S 2/2003 Berger  
 D528,658 S 9/2006 Mueller et al.  
 D548,348 S 8/2007 Nash  
 D558,058 S 12/2007 Raso  
 D565,953 S \* 4/2008 Swint et al. .... D9/504  
 D577,294 S 9/2008 Suxdorf  
 D578,893 S 10/2008 Rosinski et al.  
 D581,805 S 12/2008 Suxdorf  
 D585,285 S 1/2009 Rosinski et al.  
 D585,287 S 1/2009 Rosinski et al.  
 D591,163 S 4/2009 Kusumi  
 D592,242 S 5/2009 Smith et al.  
 D592,243 S 5/2009 Smith et al.  
 D597,412 S 8/2009 Kusumi  
 D598,767 S \* 8/2009 Hilliard et al. .... D9/516  
 D598,768 S \* 8/2009 Hilliard et al. .... D9/516  
 D603,271 S 11/2009 Kusumi et al.  
 D603,272 S 11/2009 Kusumi  
 D603,718 S 11/2009 Kusumi et al.  
 D610,451 S 2/2010 Rippe  
 D617,843 S 6/2010 Heinke  
 D621,700 S 8/2010 Kusumi et al.  
 D621,701 S 8/2010 Kusumi et al.  
 D622,611 S 8/2010 Powers et al.  
 D628,086 S \* 11/2010 Tanner et al. .... D9/688  
 D629,689 S \* 12/2010 Cresswell et al. .... D9/500  
 D648,214 S 11/2011 Gonzalez et al.  
 D651,916 S 1/2012 Mochizuki et al.  
 D654,378 S \* 2/2012 Tucker et al. .... D9/500  
 D658,071 S \* 4/2012 Lanz ..... D9/688  
 D691,885 S \* 10/2013 Potts ..... D9/500  
 D691,887 S \* 10/2013 Macaulay et al. .... D9/500

FOREIGN PATENT DOCUMENTS

EM CTM9381963 3/2011  
 JP D1418327 7/2001

JP D1421029 8/2001  
 JP D1421197 8/2001  
 JP D1421198 8/2001  
 JP D1421199 8/2001  
 JP D1421200 8/2001  
 JP D1421201 8/2001  
 JP D1277438 7/2006  
 JP D1326186 3/2008  
 JP 2010-88304 12/2010  
 JP 2010-88305 12/2010  
 JP 2011-2626 2/2011  
 JP 2011-2627 2/2011  
 JP D1413944 5/2011  
 JP D1418328 7/2011  
 JP D1418581 7/2011  
 JP D1418582 7/2011  
 JP D1418583 7/2011  
 JP D1421028 8/2011  
 JP D1421196 8/2011  
 JP D1421202 8/2011  
 JP 1436152 3/2012  
 JP 3-2011-00054 2/2013  
 TW D109400 3/2006  
 TW D109579 3/2006  
 TW D115669 3/2007  
 TW D118333 8/2007  
 TW 144279 12/2011  
 TW 148981 9/2012

OTHER PUBLICATIONS

Notice of Allowance, TW Application No. 100300263, dated Sep. 27, 2011.  
 Notice of Allowance, U.S. Appl. No. 29/383,270, dated Aug. 23, 2011.  
 Office Action, VN Application No. 30-2011-00054, dated Oct. 24, 2011.  
 Office Action, U.S. Appl. No. 29/383,287, dated Feb. 7, 2012.  
 Search Report, Community Trade Mark Application No. 9548066.  
 Office Action, VN Application No. 3-2013-00880, dated Apr. 1, 2014.  
 Office Action, Counterpart Taiwanese Application No. 102304292, dated Apr. 23, 2014.

\* cited by examiner






FIG. 1




FIG. 2

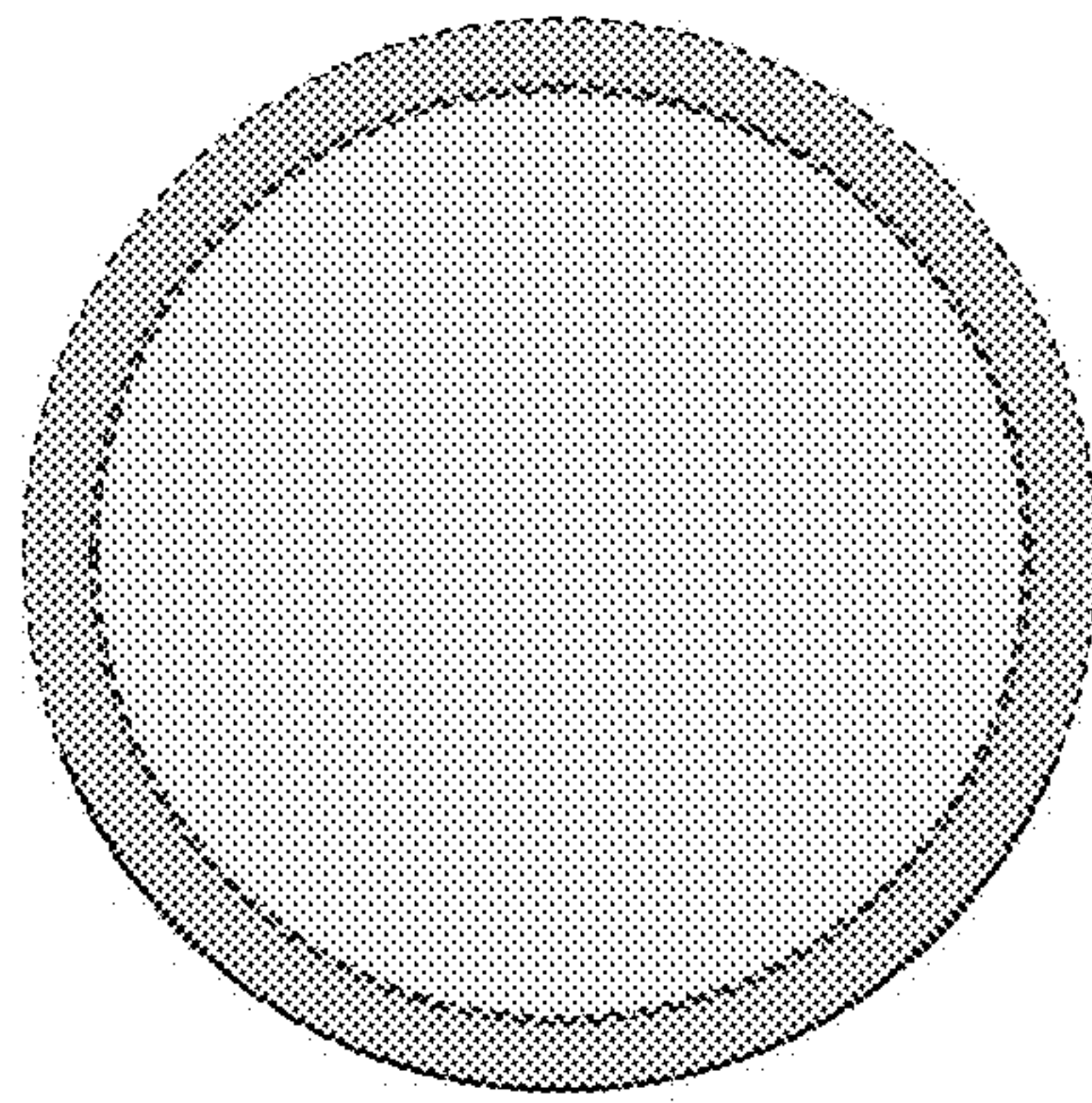


FIG. 3

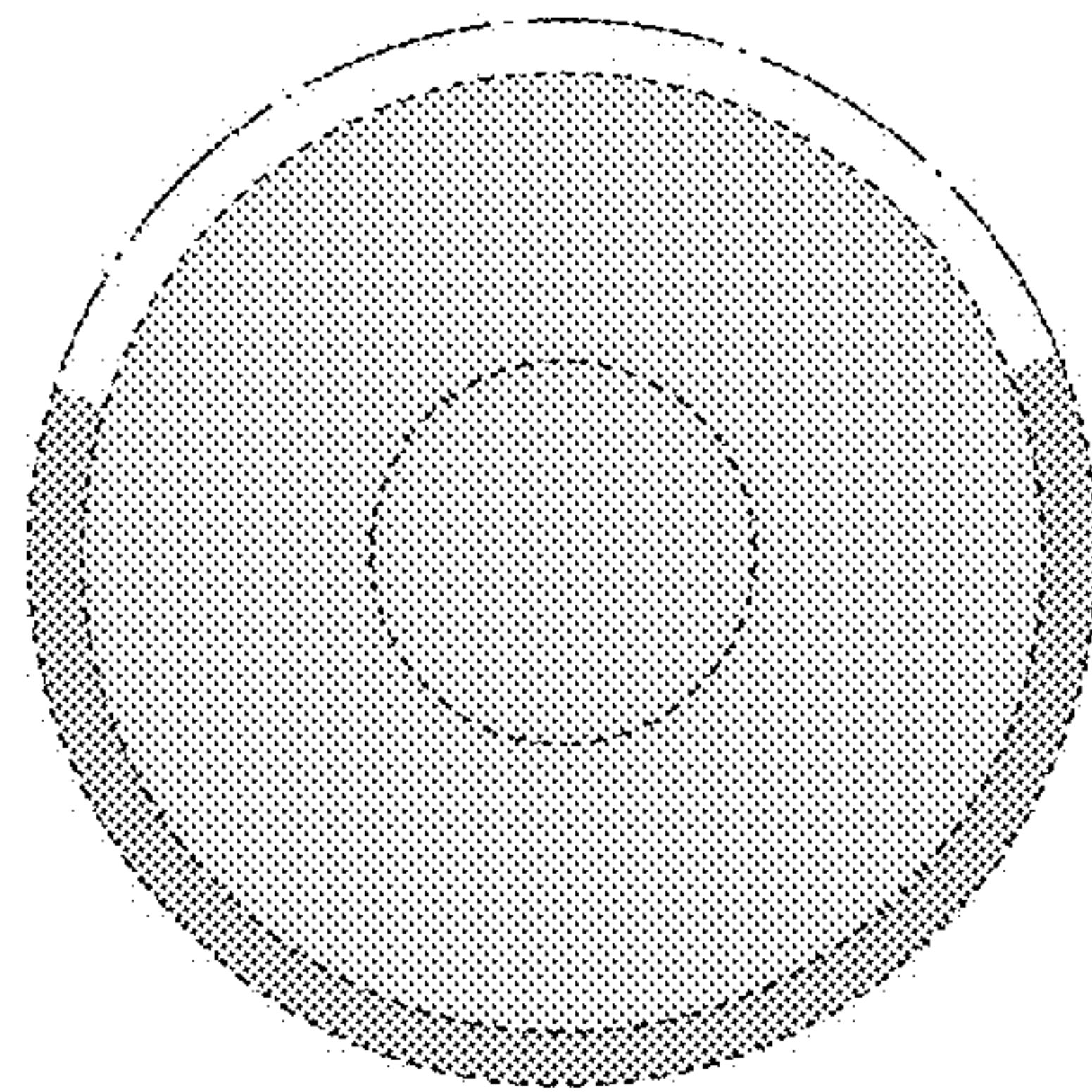


FIG. 4






FIG. 5

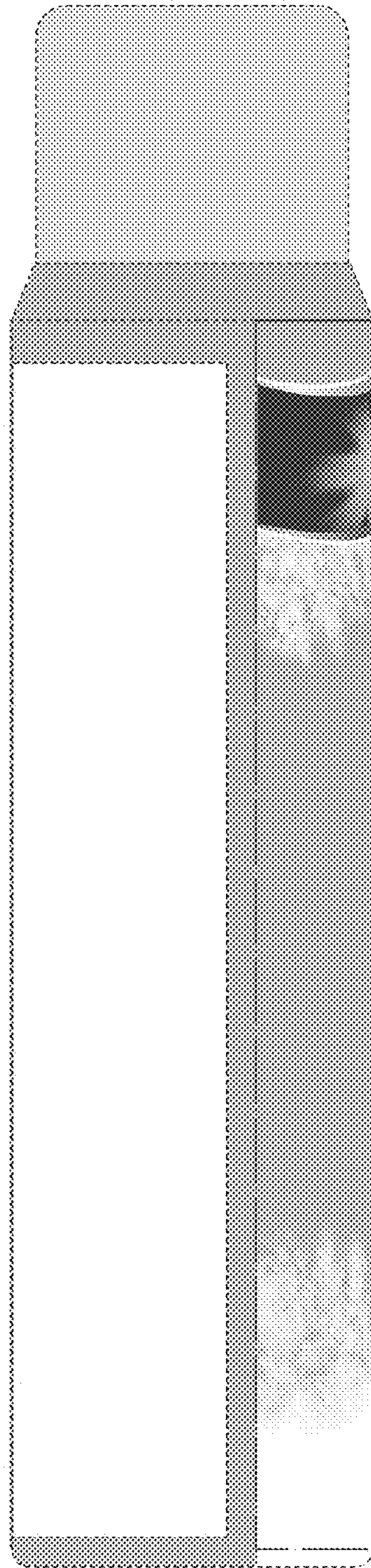


FIG. 6






FIG. 7




FIG. 8