



US00D709379S

(12) **United States Design Patent**
Moretti

(10) **Patent No.:** **US D709,379 S**
(45) **Date of Patent:** **** Jul. 22, 2014**

(54) **CONTAINER**

(75) Inventor: **Matteo Moretti**, Crema (IT)

(73) Assignee: **Lumson S.p.A.**, Capergnanica (CR) (IT)

(**) Term: **14 Years**

(21) Appl. No.: **29/431,382**

(22) Filed: **Sep. 6, 2012**

(30) **Foreign Application Priority Data**

Mar. 9, 2012 (EM) 001317499-0006

(51) **LOC (10) Cl.** **09-01**

(52) **U.S. Cl.**

USPC **D9/529**; D9/558

(58) **Field of Classification Search**

USPC D9/435, 444-445, 454, 500, 502-505,
D9/516, 529, 549, 558, 567, 682, 686-692,
D9/723, 727; D28/5, 7, 73, 88, 91.1;
D3/265; D7/509-511, 523, 591, 597,
D7/601-602, 608; D19/81, 84-85;
D27/190; D24/224; 401/61-62, 68;
206/385; 215/379, 381; 220/660, 675

See application file for complete search history.

(56) **References Cited**

U.S. PATENT DOCUMENTS

D243,720 S * 3/1977 Yajima D28/51
D293,834 S * 1/1988 White et al. D28/76
D293,836 S * 1/1988 White et al. D28/76
D301,837 S * 6/1989 Peterson et al. D9/529

D302,659 S * 8/1989 Peterson et al. D9/529
D353,227 S * 12/1994 Desgrippes D28/85
D361,638 S * 8/1995 Desgrippes D28/76
D493,369 S * 7/2004 Murphy D9/529
D515,436 S * 2/2006 Py et al. D9/697
D558,060 S * 12/2007 Sir D9/687
D569,254 S * 5/2008 Moretti D9/529
D569,727 S * 5/2008 Moretti D9/529
D571,556 S * 6/2008 Raile D3/265
D577,289 S * 9/2008 Moretti D9/500
D594,746 S * 6/2009 Moretti D9/445
D617,097 S * 6/2010 Raile D3/265
D623,407 S * 9/2010 Raile D3/265
D652,682 S * 1/2012 Eyal D7/510
D682,698 S * 5/2013 Young D9/529

* cited by examiner

Primary Examiner — Ian Simmons

Assistant Examiner — Dana L Meyrow

(74) *Attorney, Agent, or Firm* — Novak Druce Connolly
Bove + Quigg LLP


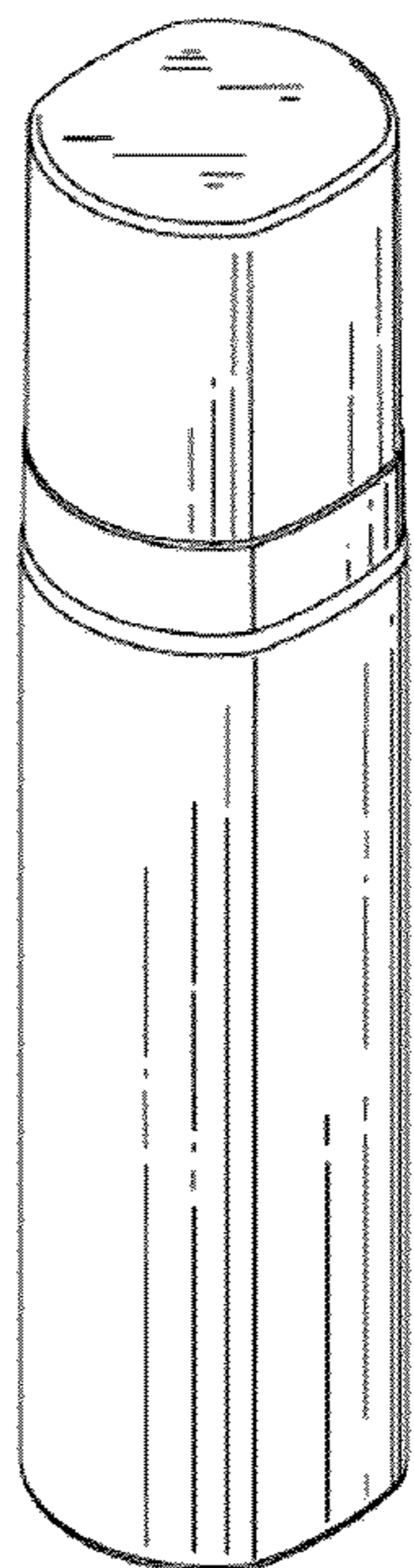
(57) **CLAIM**

The ornamental design for a container, as shown and described.

DESCRIPTION

FIG. 1 is a perspective view of a container.
FIG. 2 is a left-side view of the container of FIG. 1.
FIG. 3 is a front view of the container of FIG. 1.
FIG. 4 is a right-side view of the container of FIG. 1.
FIG. 5 is a rear view of the container of FIG. 1.
FIG. 6 is a top view of the container of FIG. 1; and,
FIG. 7 is a bottom view of the container of FIG. 1.

1 Claim, 3 Drawing Sheets



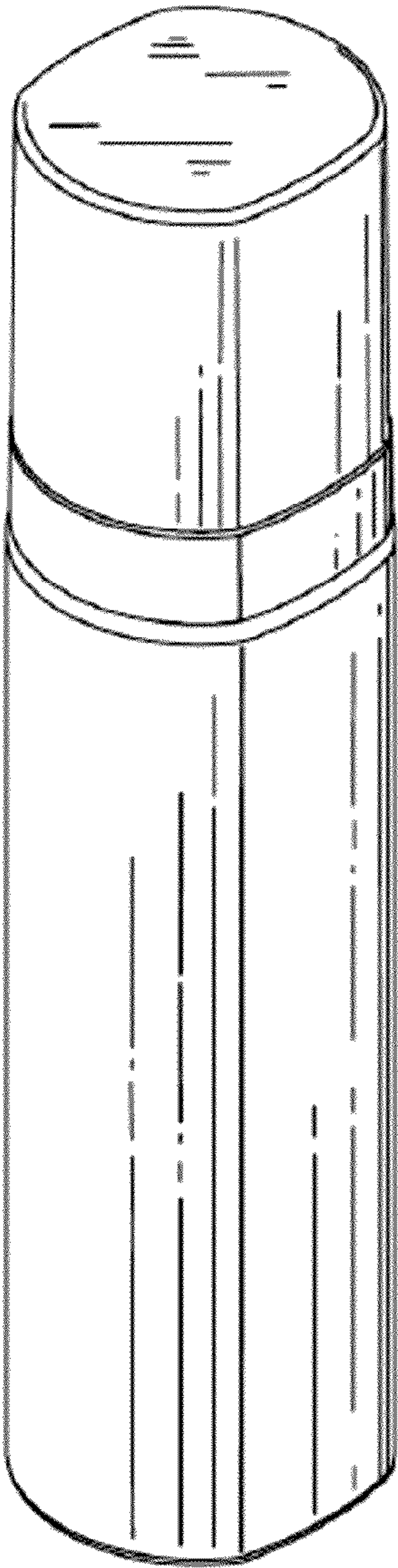


FIG. 1




FIG. 2

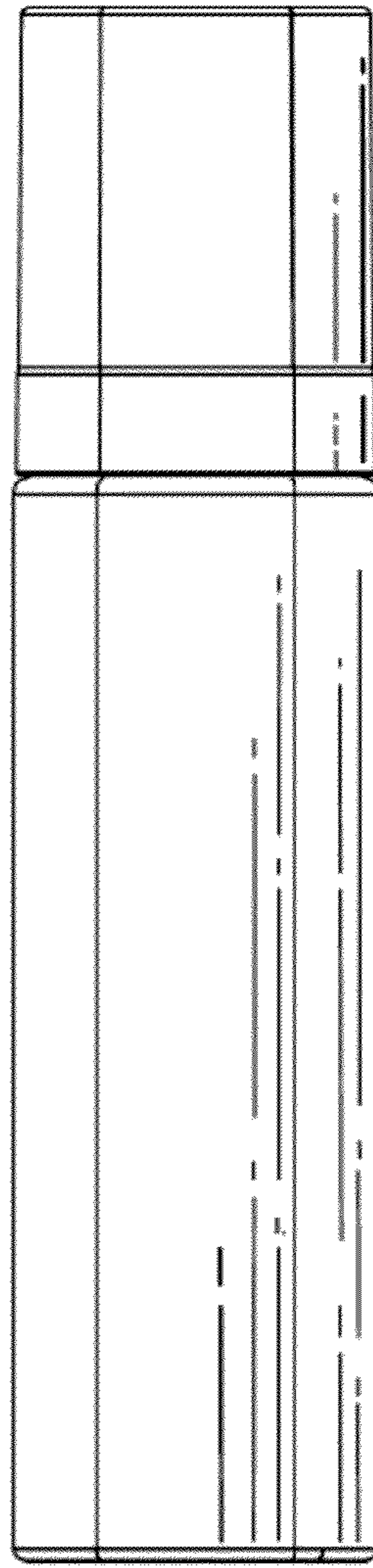


FIG. 3




FIG. 4

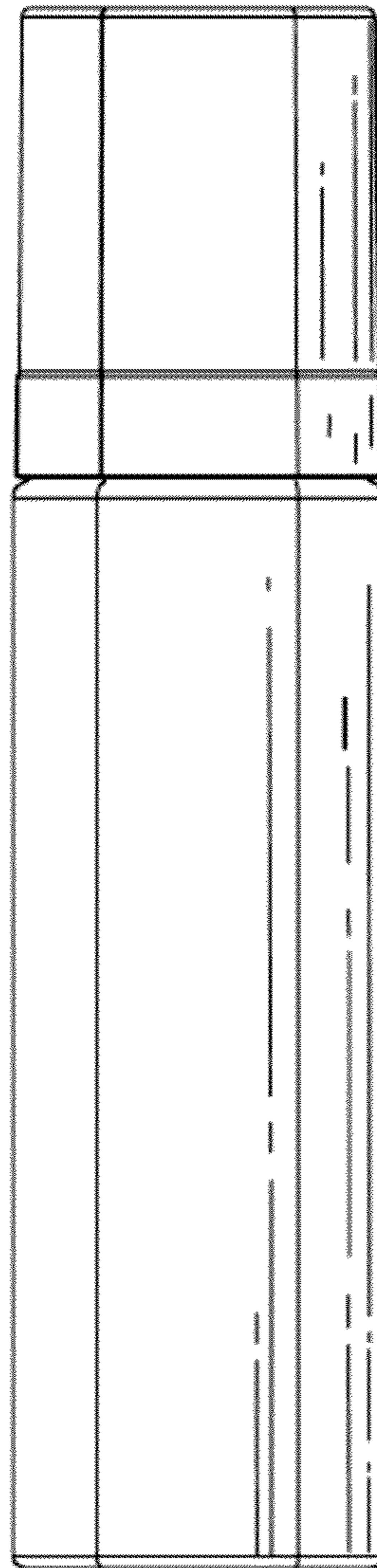


FIG. 5

FIG. 6

