



US00D709362S

(12) **United States Design Patent**
Kim

(10) **Patent No.:** **US D709,362 S**
(45) **Date of Patent:** **** Jul. 22, 2014**

(54) **PACKAGE FOR AUTOMOBILE WIPERS**

(71) Applicant: **ADM21 Co., Ltd.**, Chungcheongnam-do (KR)

(72) Inventor: **In-Kyu Kim**, Gyeonggi-do (KR)

(73) Assignees: **ADM21 Co., Ltd.**, Chungcheongnam-do (KR); **In-Kyu Kim**, Gyeonggi-do (KR)

(**) Term: **14 Years**

(21) Appl. No.: **29/446,542**

(22) Filed: **Feb. 25, 2013**

(30) **Foreign Application Priority Data**

Sep. 13, 2012 (KR) 30-2012-0044134

(51) **LOC (10) Cl.** **09-03**

(52) **U.S. Cl.**
USPC **D9/415**

(58) **Field of Classification Search**

USPC D9/346, 414-418, 424, 425, 423, 428, D9/429, 431-436, 445, 452-454, 499, 500, D9/504, 516, 519, 522, 529, 535, 537, 545, D9/551, 571, 672, 675, 702, 711, 715, 721, D9/722, 737, 748, 759, 740, 743, 745, 749, D9/756, 718, 713, 712, 546, 426, 457, 440, D9/438, 447; 206/769, 773, 775-778, 395, 206/397-398, 223, 736, 756, 495, 349, 760, 206/541, 784; 229/162.1, 162.3, 162.7, 229/107, 122, 395, 938, 902, 409, 125.05, 229/116.1, 8, 22, 132, 131.1, 160, 125.15, 229/122.27, 122.31, 122.32, 123, 241, 172, 229/174, 185.1, 120.04, 120.13, 120.14, 229/120.23, 87.06, 92.3, 103.3, 104.114, 229/117, 117.08, 117.17, 120; D21/108, D21/352, 366, 374, 375, 395, 399, 443, 455, D21/460, 488, 667, 797, 800; D11/142; D7/538; D23/214

See application file for complete search history.

(56) **References Cited**

U.S. PATENT DOCUMENTS

D327,013	S	*	6/1992	Reighart	D9/415
D357,626	S	*	4/1995	Snow et al.	D9/415
D413,261	S	*	8/1999	Yerich	D9/426
D573,457	S	*	7/2008	Park	D9/415
D575,146	S	*	8/2008	Lee	D9/415
D658,494	S	*	5/2012	Raimer et al.	D9/431
D671,827	S	*	12/2012	Raimer et al.	D9/415
D685,260	S	*	7/2013	Thielemier	D9/415

* cited by examiner

Primary Examiner — Ian Simmons

Assistant Examiner — Rhea Shields

(74) *Attorney, Agent, or Firm* — Seed IP Law Group PLLC

(57) **CLAIM**

The ornamental design for a package for automobile wipers, as shown and described.

DESCRIPTION

FIG. 1 is a perspective view of the package for automobile wipers.

FIG. 2 is a front view thereof.

FIG. 3 is a rear view thereof.

FIG. 4 is a left side view thereof.

FIG. 5 is a right side view thereof.

FIG. 6 is a top plan view thereof.

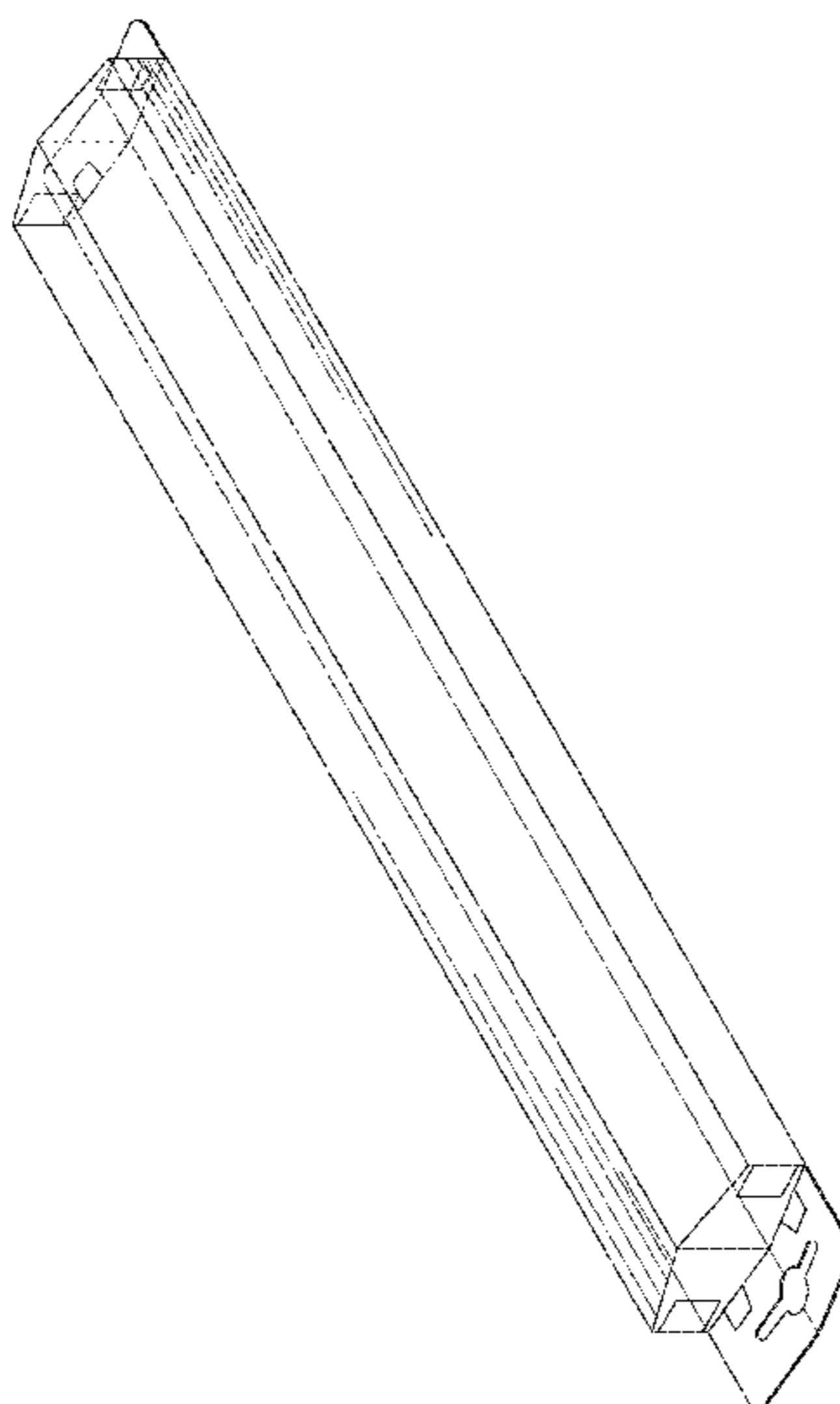
FIG. 7 is a bottom plan view thereof.

FIG. 8 is a plan view of the packaging container of this design in an unfolded planar configuration; and,

FIG. 9 is an isometric view of the packaging container of FIG. 1 with a wiper for automobile shown in the broken line.

In the drawings, the broken lines in FIG. 9 of the wiper depict environmental subject matter only and form no part of the claimed design.

1 Claim, 6 Drawing Sheets



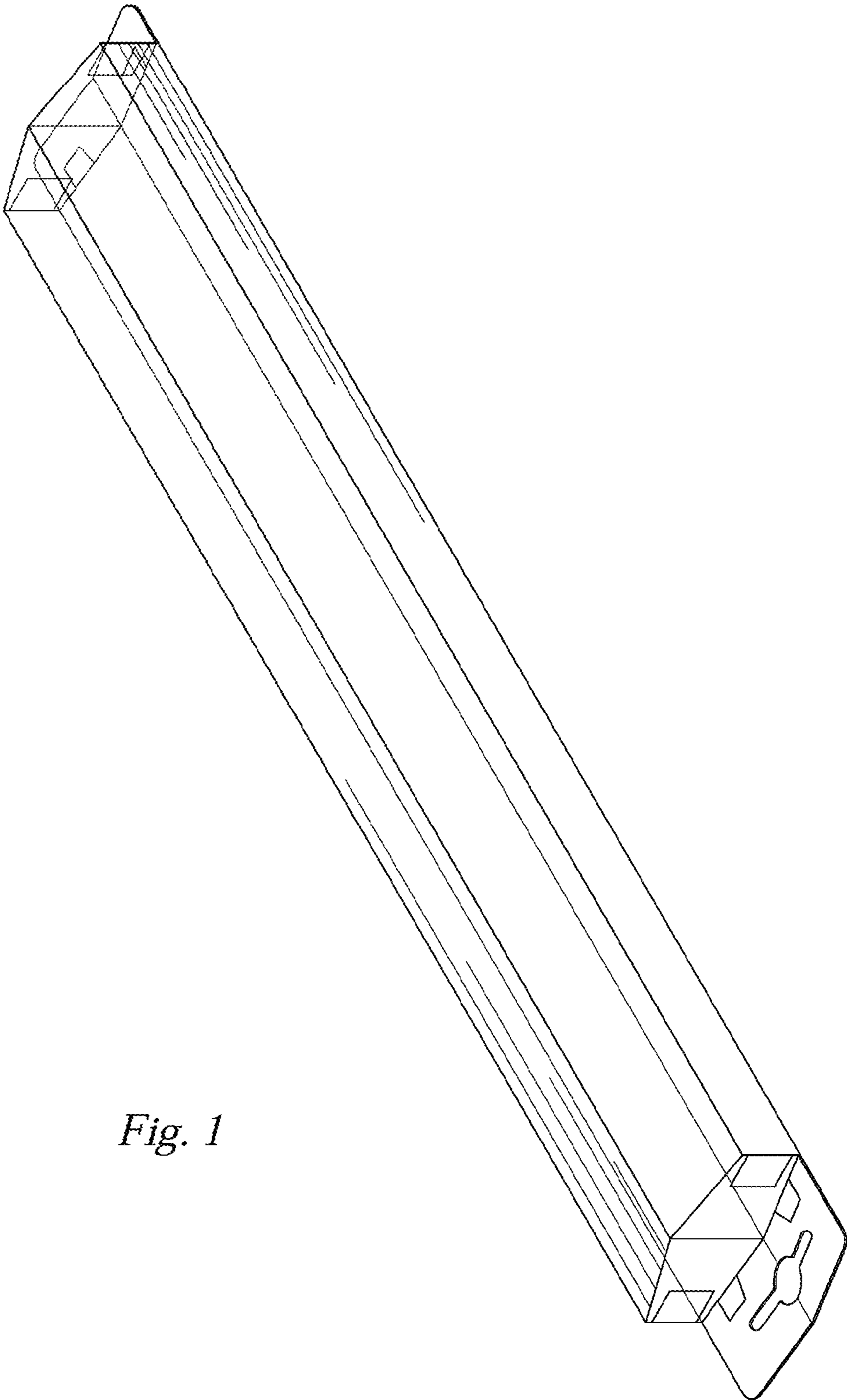


Fig. 1

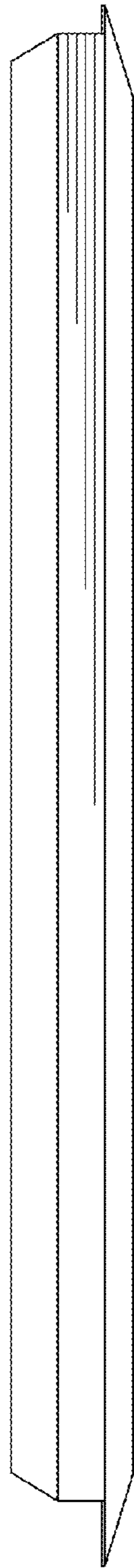


Fig. 2

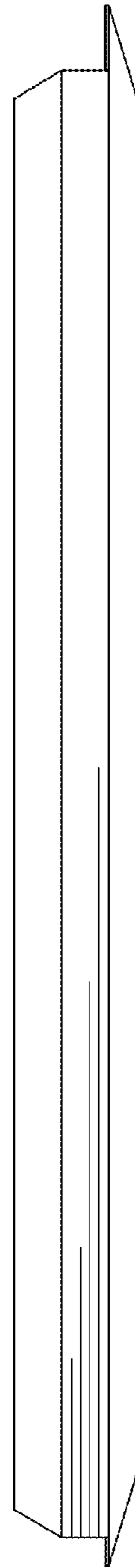


Fig. 3

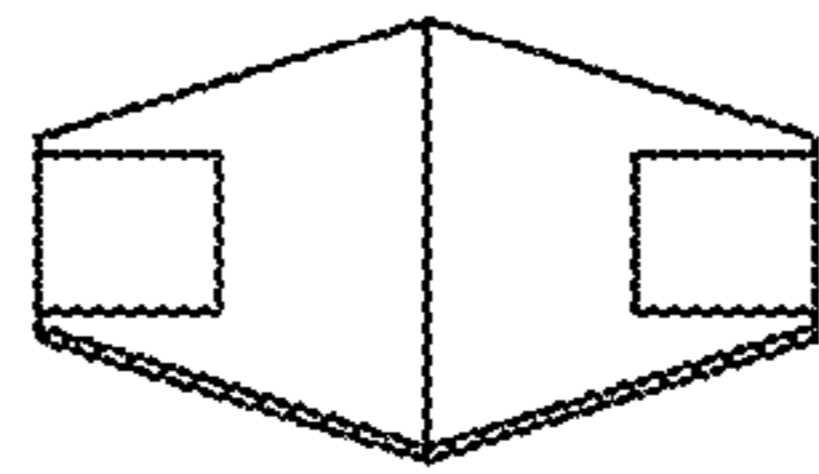


Fig. 4

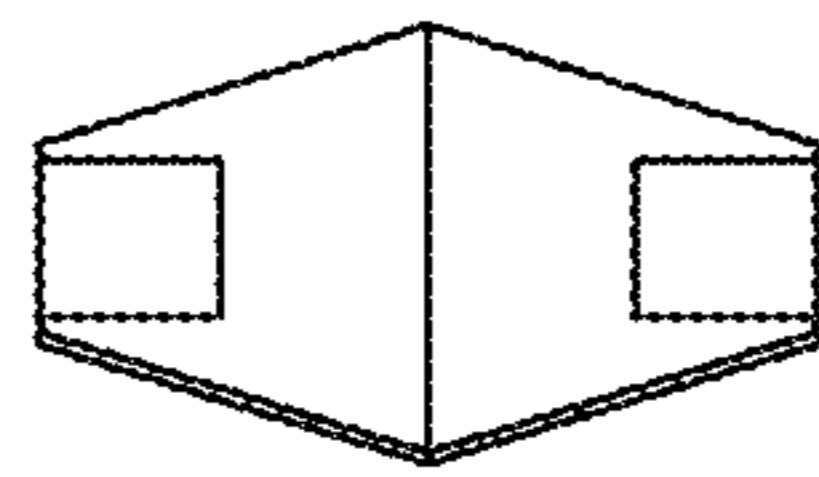


Fig. 5




Fig. 6

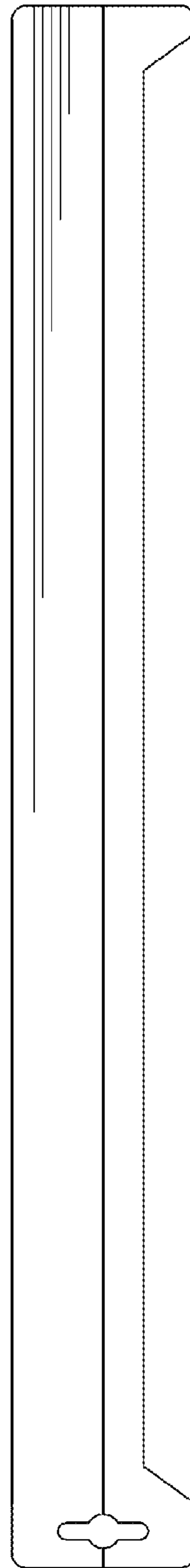


Fig. 7

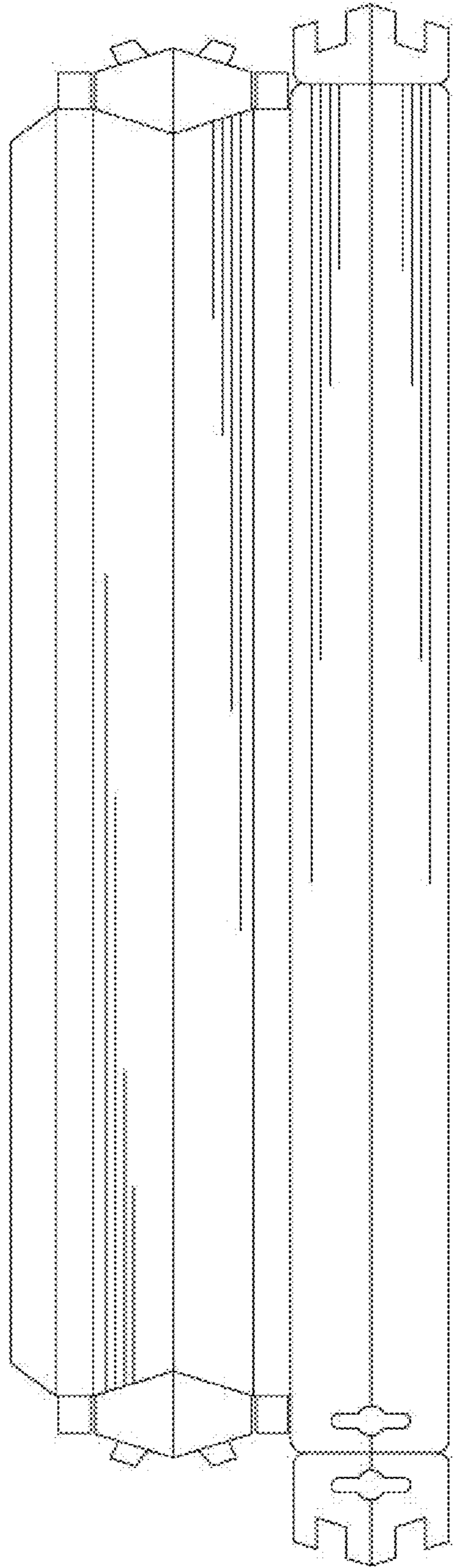


Fig 8

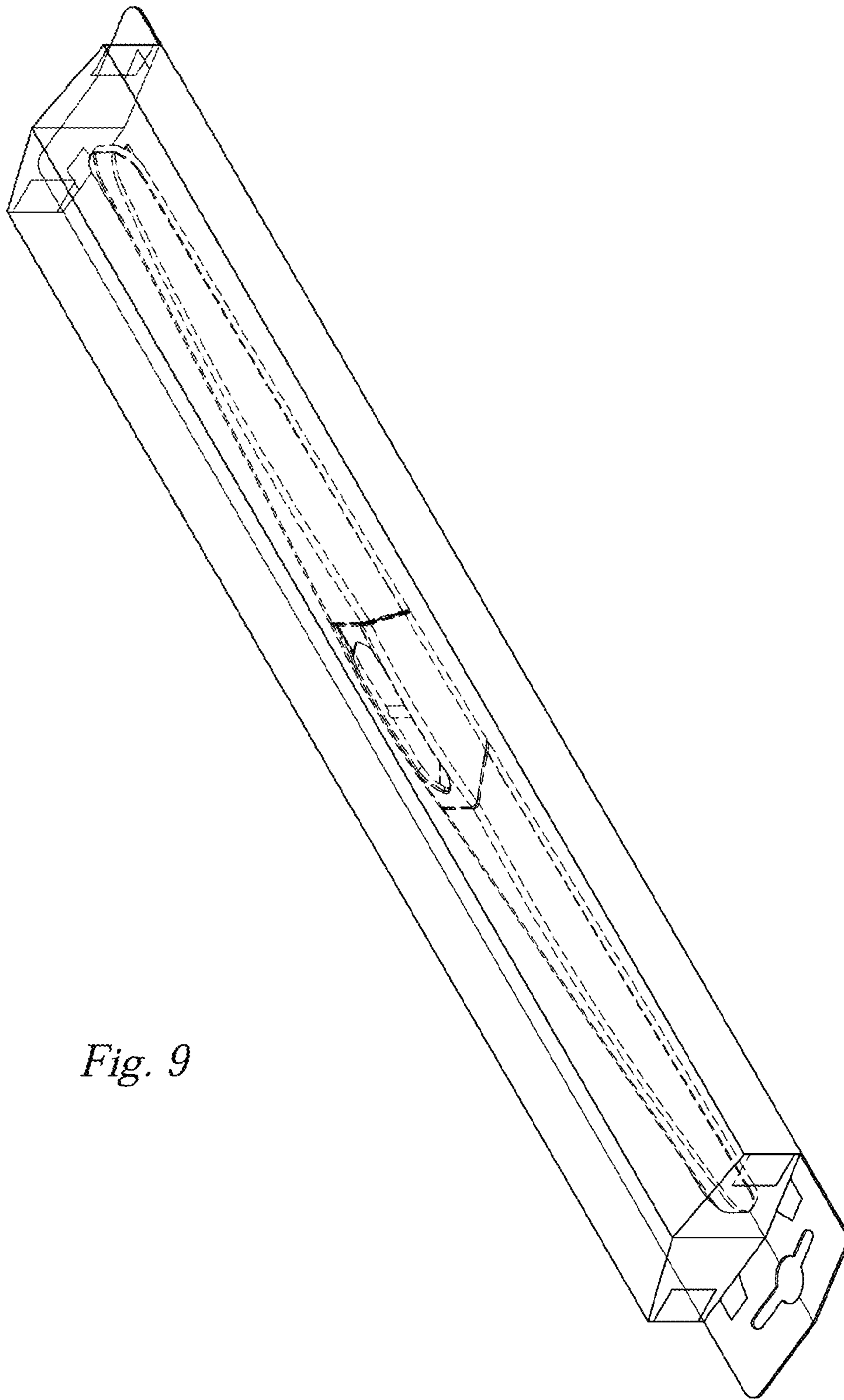


Fig. 9