



US00D709361S

(12) **United States Design Patent**
Caldwell

(10) **Patent No.:** **US D709,361 S**
(45) **Date of Patent:** **** Jul. 22, 2014**

(54) **GUARD**

(76) Inventor: **Randy Caldwell**, Cadiz, KY (US)

(**) Term: **14 Years**

(21) Appl. No.: **29/431,232**

(22) Filed: **Sep. 5, 2012**

(51) **LOC (10) Cl.** **08-09**

(52) **U.S. Cl.**
USPC **D8/403**

(58) **Field of Classification Search**

CPC B65D 81/054; B65D 81/056; B65D 2581/055; B65D 81/057; B65D 85/48; B65D 81/053; B65D 5/5033; B65D 81/05; B65D 81/055; B65D 71/70; B65D 5/503; B65D 5/4802; B65D 2519/00268; B65D 2519/00288; D05B 91/14; E04G 5/00; F02M 37/103; F16M 13/00; F24C 15/16; G09F 1/10; H01H 9/0044; H05K 7/148; E05D 15/0621; E05D 15/24; E06B 1/522
USPC D8/373, 380, 381, 354, 400-499; D6/709; D9/456; D14/217; D25/126, D25/129; 119/706, 61.3, 446, 469; 206/320, 206/326, 453, 557-567, 586; 297/463.1; D15/21; 248/201; 160/40, 201; 52/98-100, 287.1; 49/197-199, 383, 49/425, 460

See application file for complete search history.

(56) **References Cited**

U.S. PATENT DOCUMENTS

253,376 A * 2/1882 Harris 297/463.2
1,546,680 A * 7/1925 Sessions 190/37
3,922,408 A * 11/1975 Smith 428/40.1
4,594,017 A * 6/1986 Hills 403/6
4,976,407 A * 12/1990 Schwartz et al. 248/118.3
D318,389 S * 7/1991 Hawkinson D6/495

D336,033 S * 6/1993 Welsh D8/403
D356,405 S * 3/1995 Huff D30/133
5,619,953 A * 4/1997 Griffin 119/706
D478,502 S * 8/2003 Zamberg et al. D8/403

(Continued)

Primary Examiner — Susan Bennett Hattan

Assistant Examiner — Marie Fast Horse

(74) *Attorney, Agent, or Firm* — Middleton Reutlinger; James E. Cole

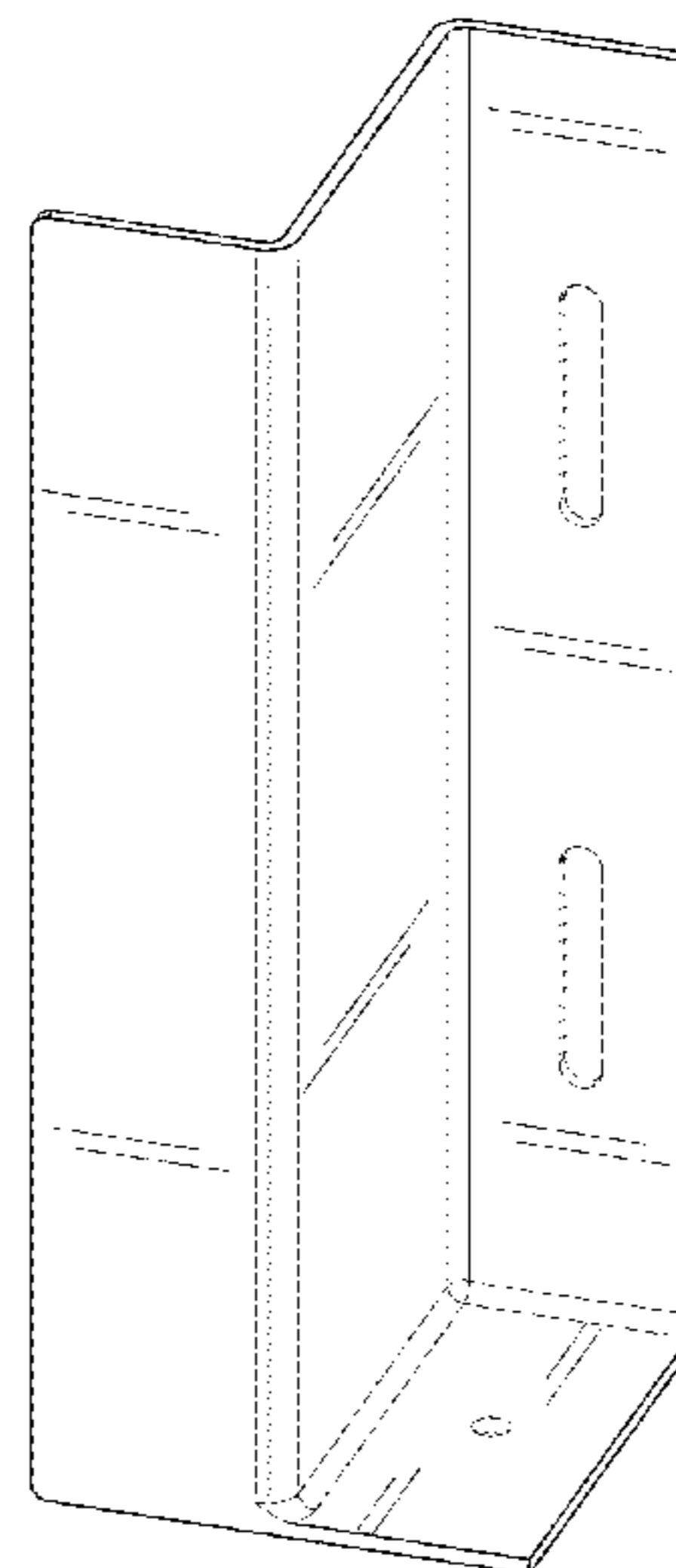
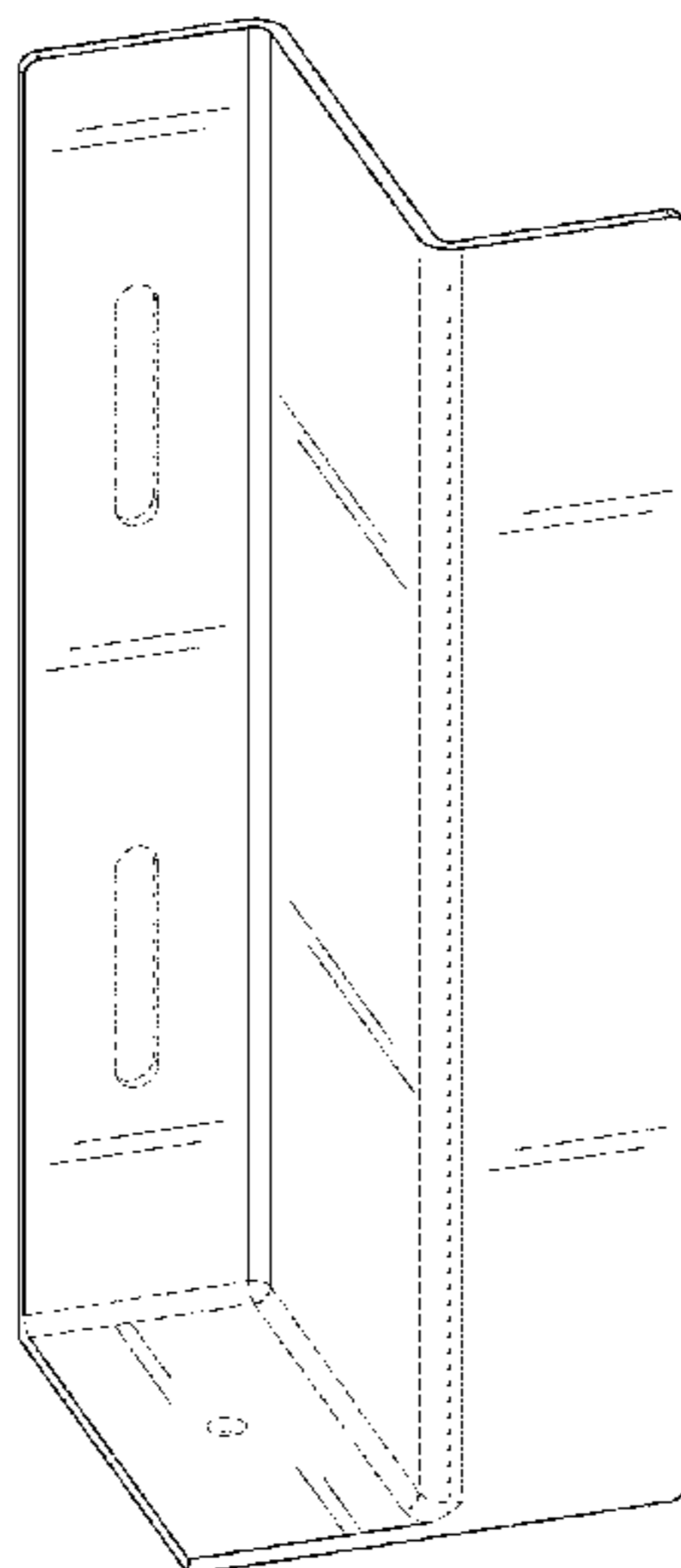
(57) **CLAIM**

The ornamental design for a guard, as shown and described.

DESCRIPTION

FIG. 1 is a front isometric view of a guard;
FIG. 2 is a front view of the guard of FIG. 1;
FIG. 3 is a rear view of the guard of FIG. 1;
FIG. 4 is a left side view of the guard of FIG. 1;
FIG. 5 is a right side of the guard of FIG. 1;
FIG. 6 is a top view of the guard of FIG. 1;
FIG. 7 is a bottom view of the guard of FIG. 1;
FIG. 8 is a front perspective view of a second embodiment of the guard;
FIG. 9 is a front view of the second embodiment of the guard of FIG. 8;
FIG. 10 is a rear view of the second embodiment of the guard of FIG. 8;
FIG. 11 is a left side view of the second embodiment of the guard of FIG. 8;
FIG. 12 is a right side view of the second embodiment of the guard of FIG. 8;
FIG. 13 is a top view of the second embodiment of the guard of FIG. 8; and,
FIG. 14 is a bottom view of the second embodiment of the guard of FIG. 8.
The broken lines showing environmental structure are for illustrative purposes only and form no part of the claimed design.

1 Claim, 14 Drawing Sheets



(56)

References Cited

U.S. PATENT DOCUMENTS

D479,799 S *	9/2003	Zamberg et al.	D8/403	D618,085 S *	6/2010	Lin et al.	D8/354
D542,645 S *	5/2007	Kovace	D8/403	D618,995 S *	7/2010	Lavelle	D8/403
D551,682 S *	9/2007	Lucas	D15/21	D619,446 S *	7/2010	Reti	D8/354
D587,098 S *	2/2009	Smith	D8/354	D624,813 S *	10/2010	Lavelle	D8/403
D588,441 S *	3/2009	Clarke	D8/354	D628,878 S *	12/2010	Kindig	D8/403
D589,632 S *	3/2009	Ryan	D25/126	D628,879 S *	12/2010	Kindig	D8/403
D592,945 S *	5/2009	Mahan	D8/381	D628,881 S *	12/2010	Kindig	D8/403
D594,312 S *	6/2009	Clarke	D8/354	D629,283 S *	12/2010	Spira	D8/354
D594,313 S *	6/2009	Clarke	D8/354	D635,847 S *	4/2011	Olsson et al.	D8/403
D599,194 S *	9/2009	Meyer et al.	D8/354	D653,524 S *	2/2012	Meyer	D8/354
D605,930 S *	12/2009	Piersant	D8/381	D660,133 S *	5/2012	Yoder et al.	D8/354
D608,183 S *	1/2010	Meyer et al.	D8/354	D667,289 S *	9/2012	Preda	D8/354
D614,483 S *	4/2010	Leibe, III	D8/400	D682,069 S *	5/2013	Lehane et al.	D8/354
					2004/0155514 A1 *	8/2004	Talley	297/463.1
					2013/0264441 A1 *	10/2013	Zehrer	248/201
					2013/0277998 A1 *	10/2013	Ghaznavi	294/142

* cited by examiner

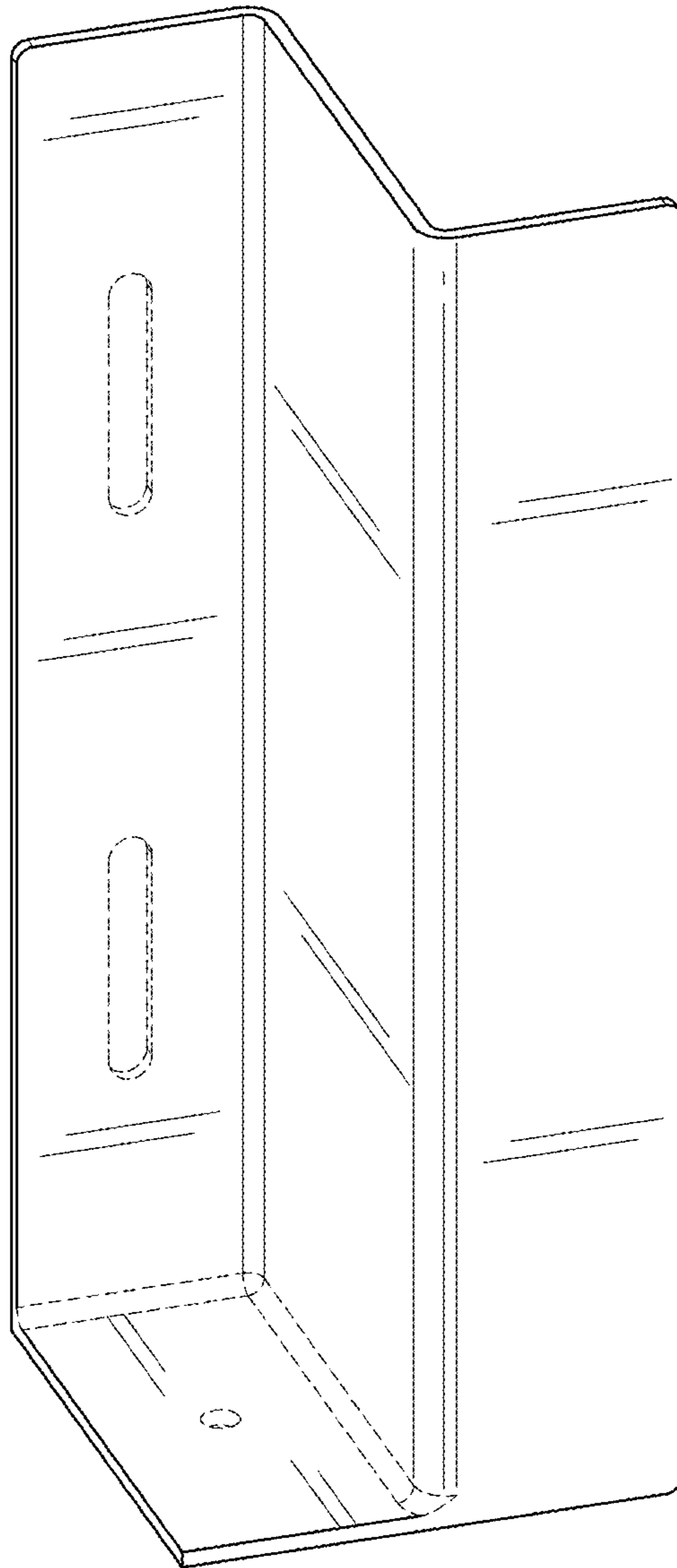


FIG. 1

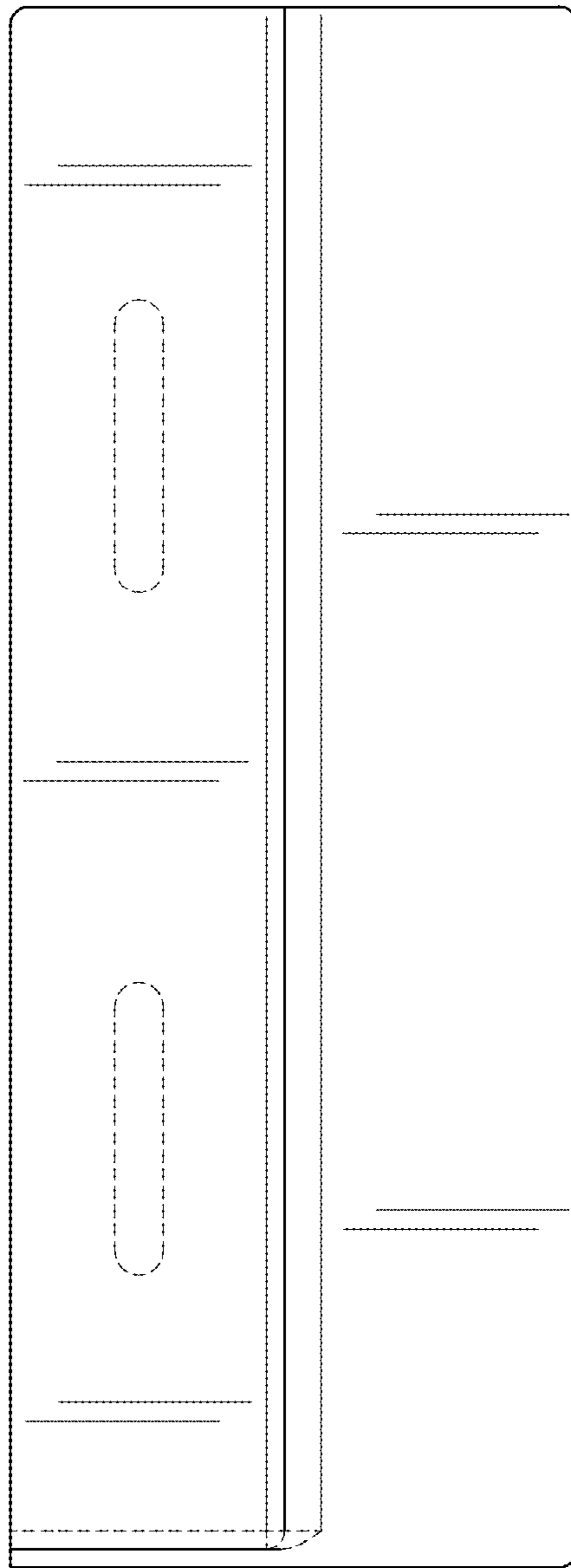


FIG. 2

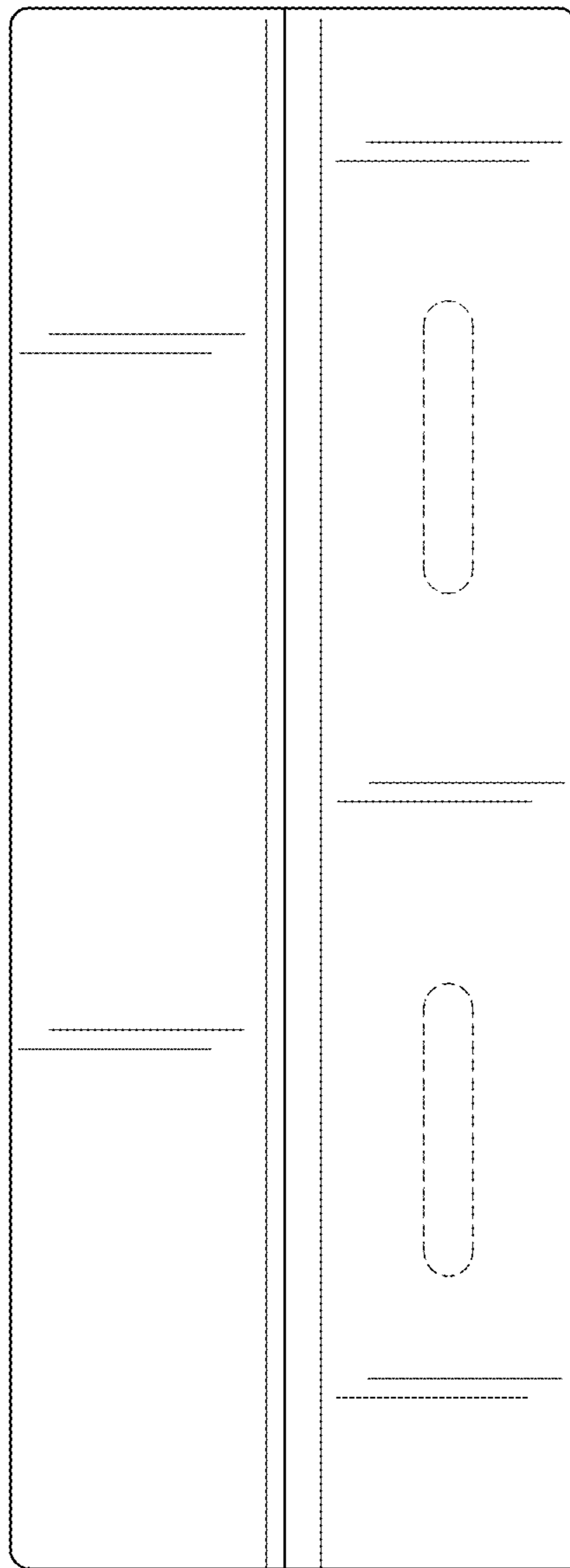


FIG. 3




FIG. 4




FIG. 5

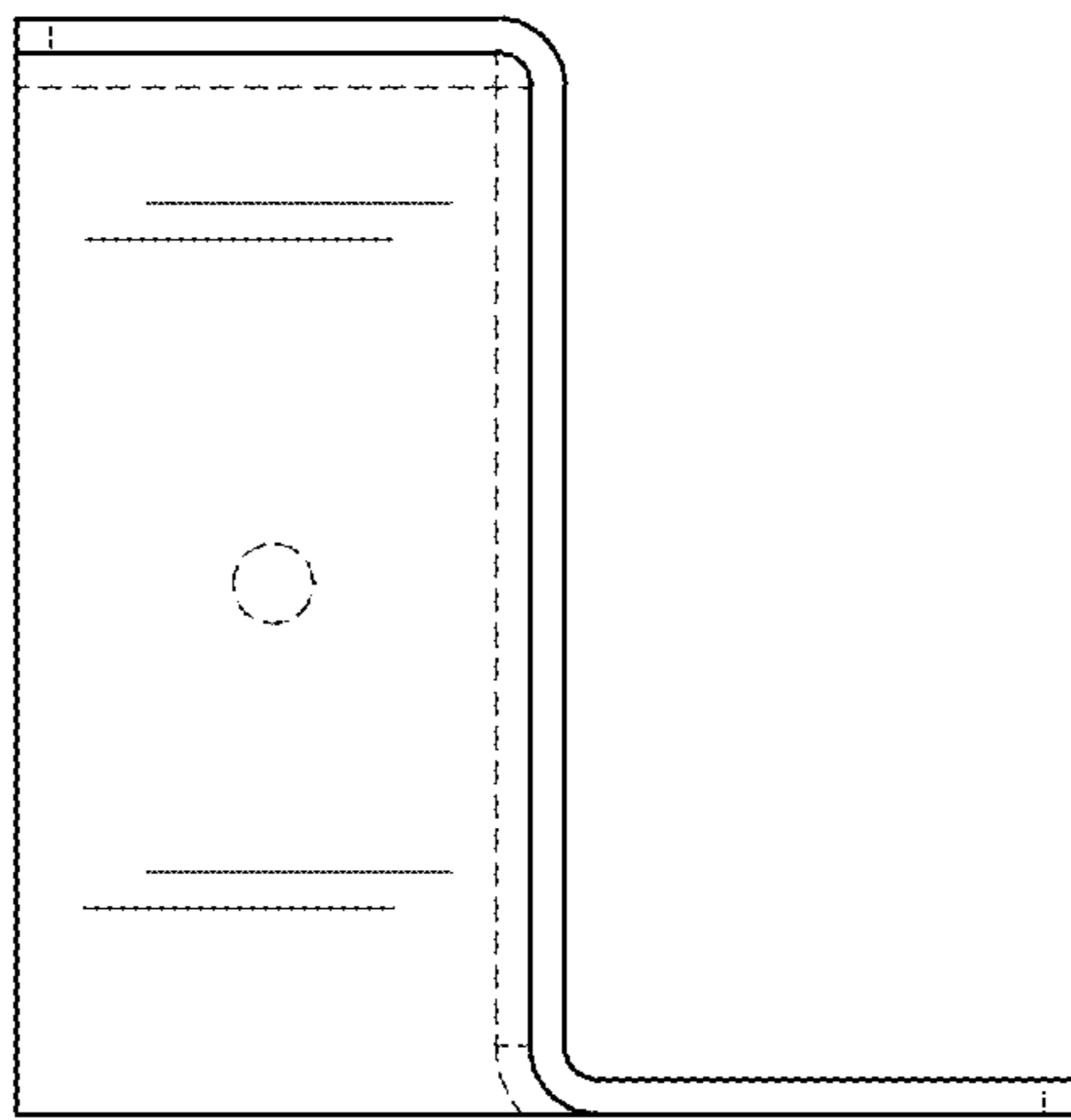


FIG. 6

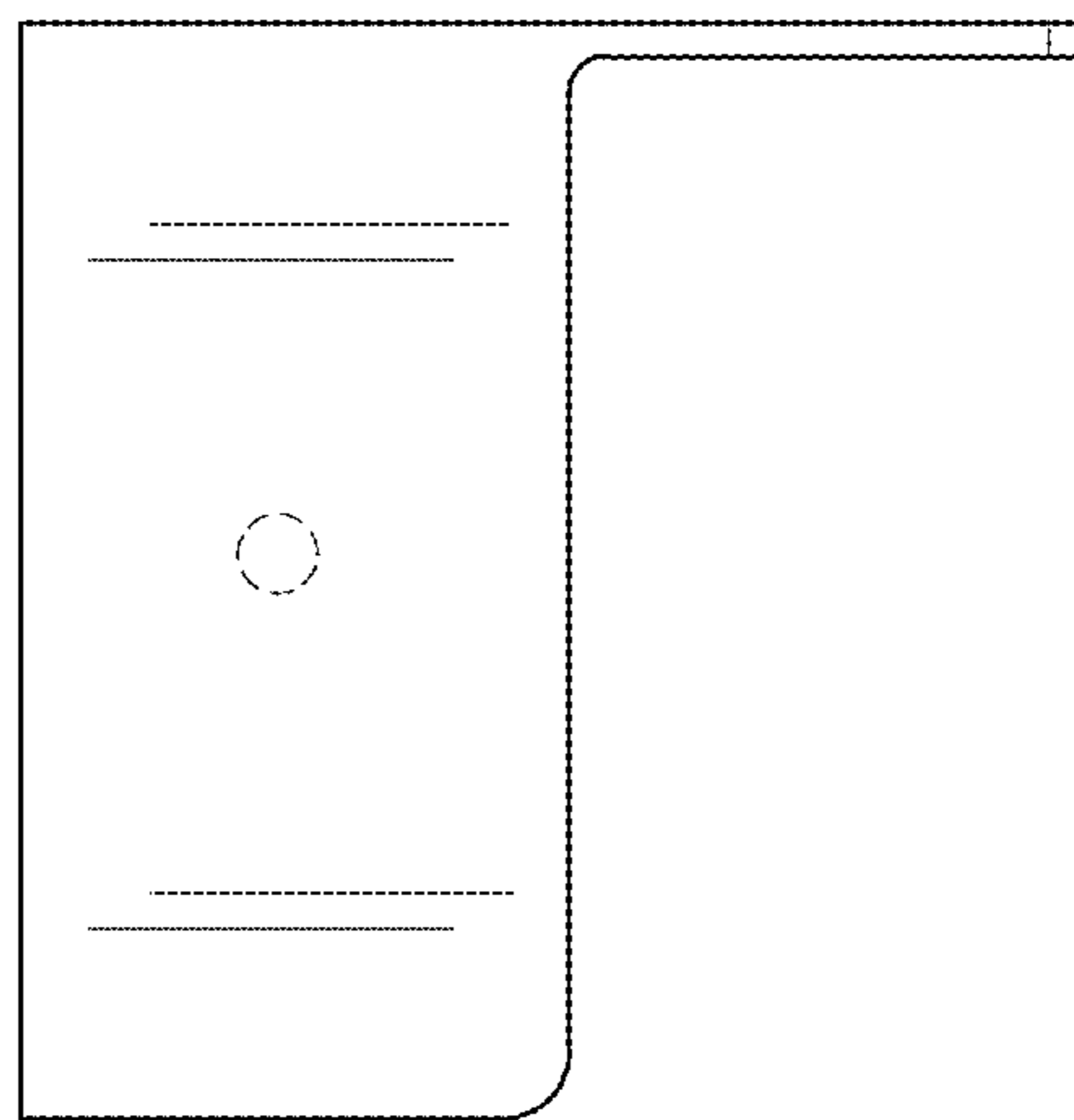


FIG. 7

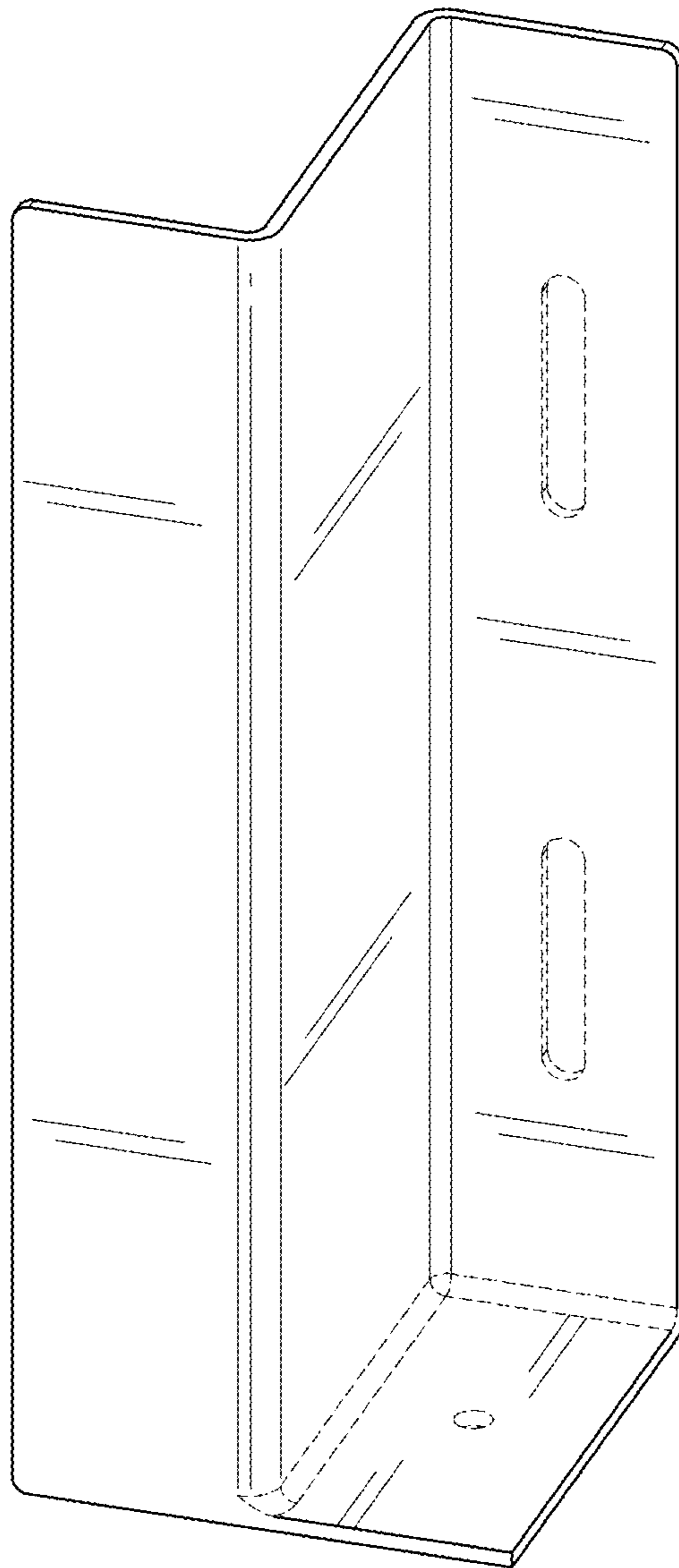


FIG. 8

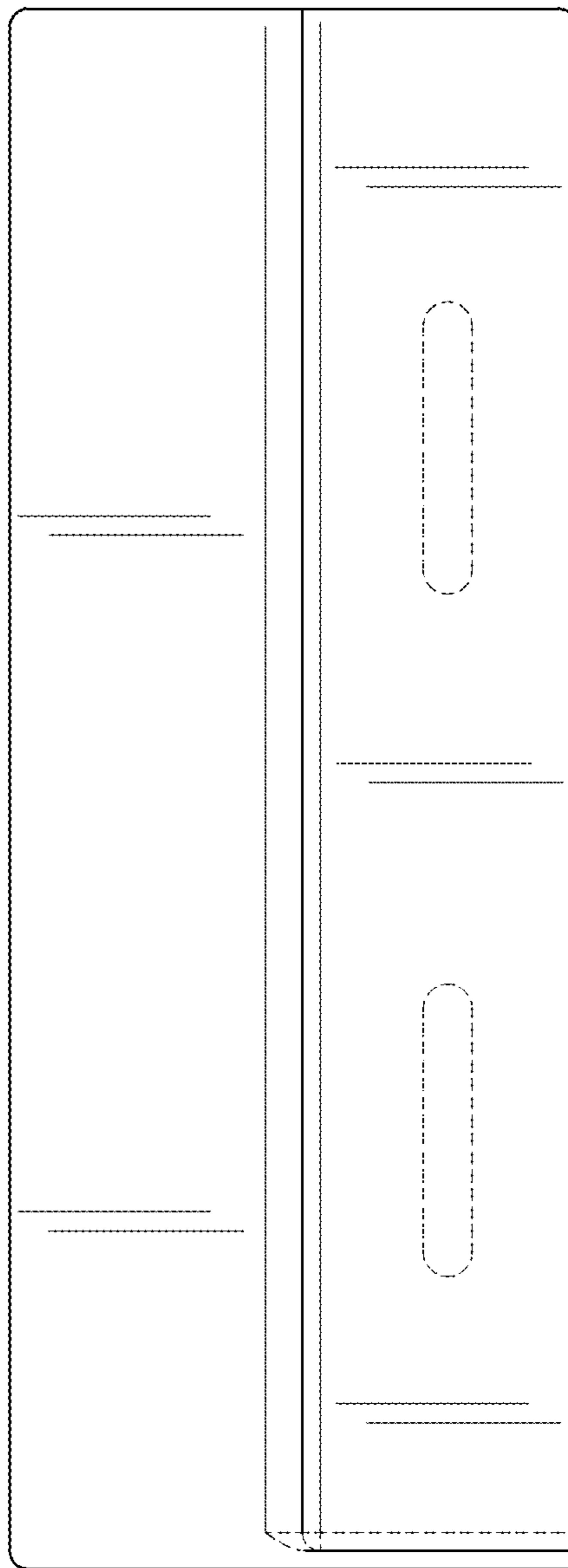


FIG. 9

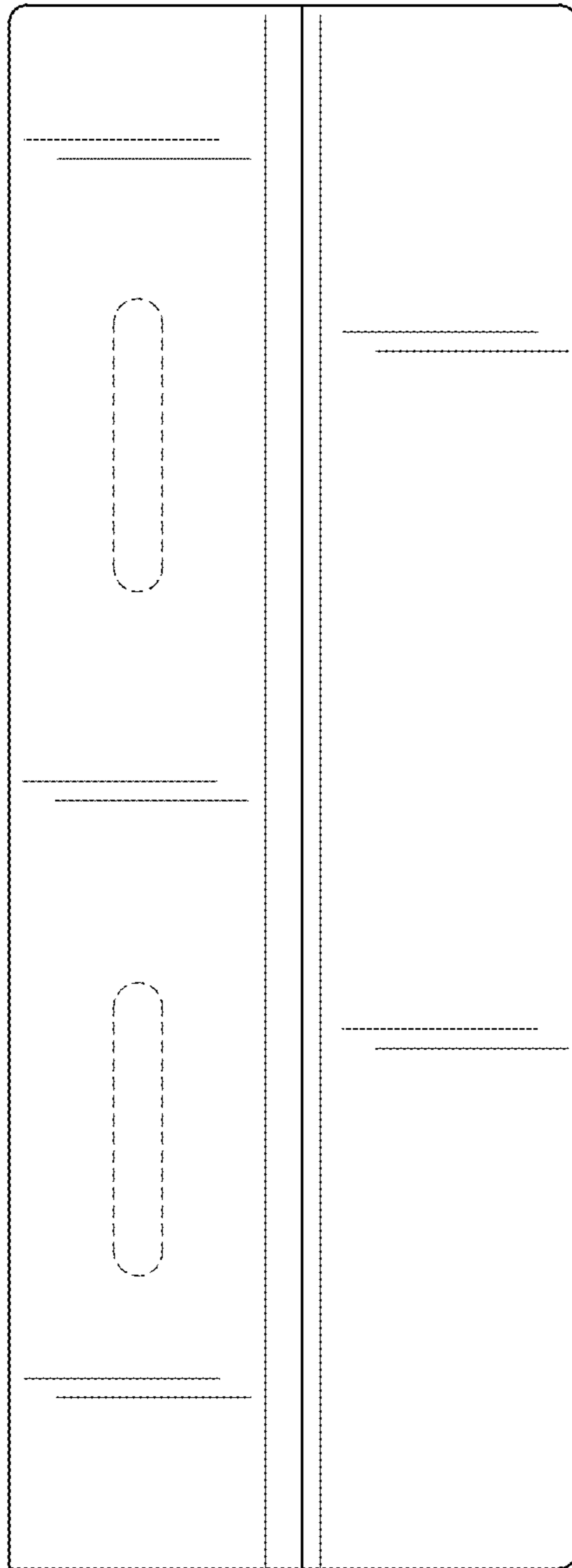


FIG. 10




FIG. 11




FIG. 12

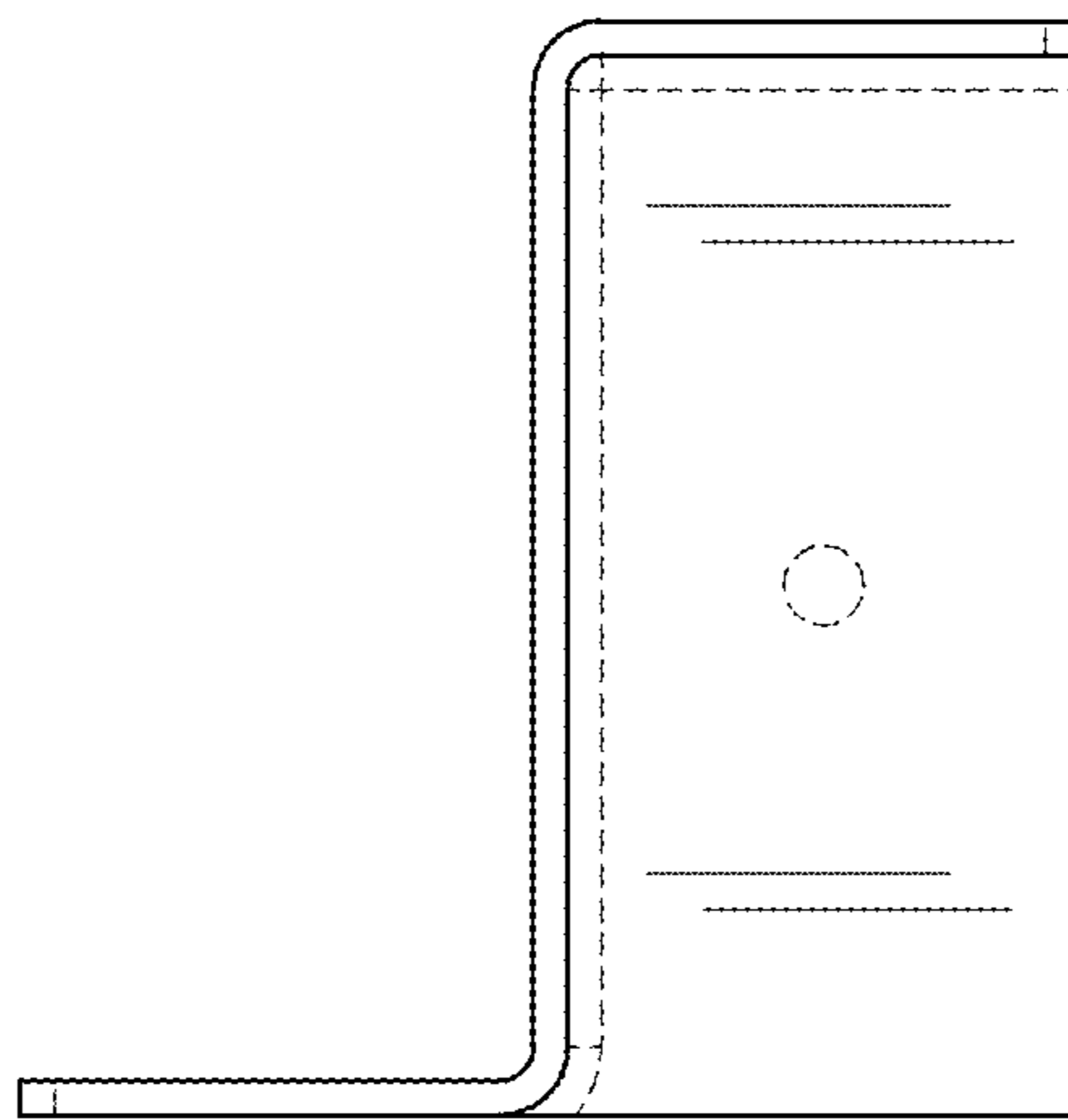


FIG. 13

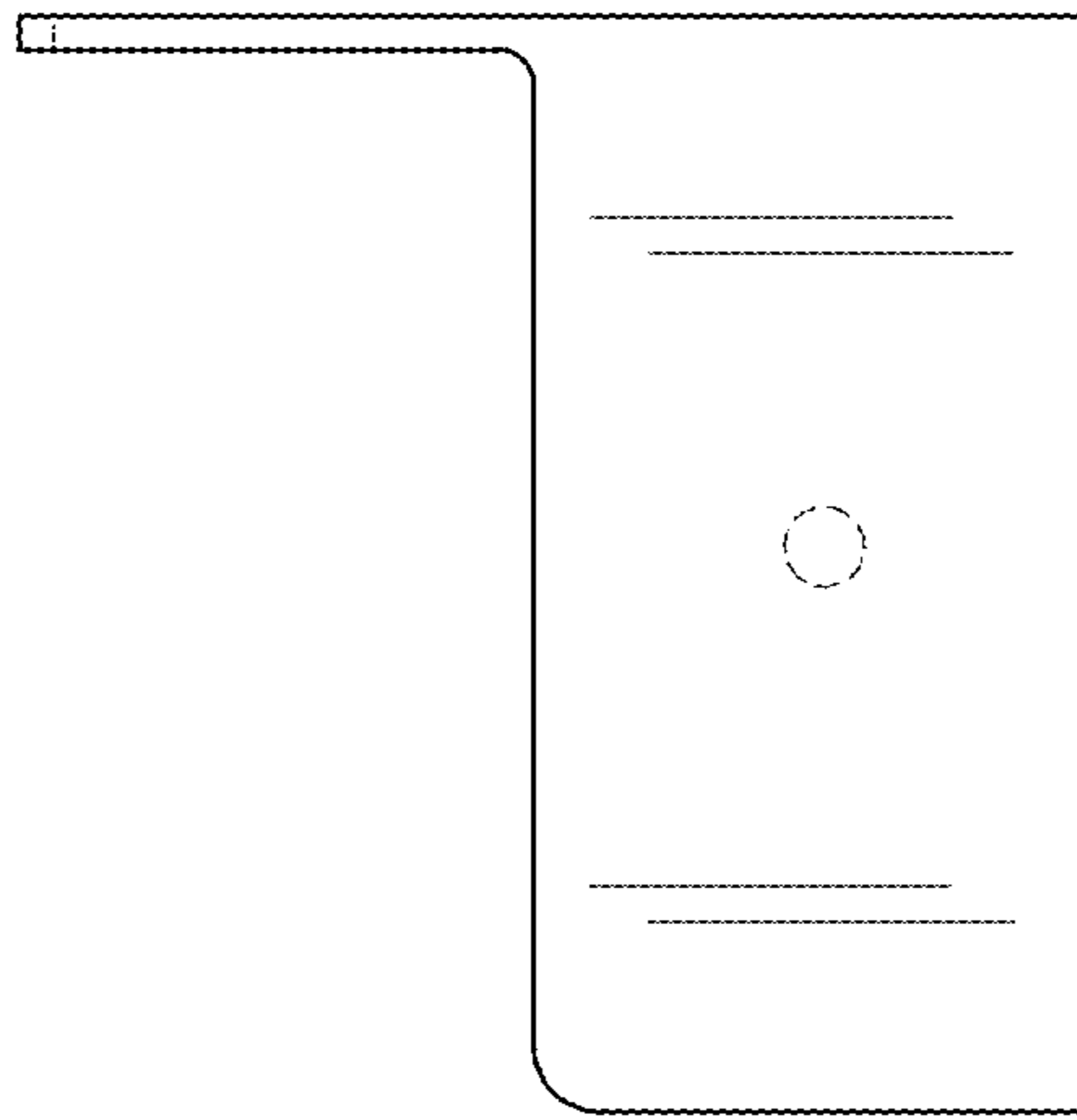


FIG. 14