



US00D709352S

(12) **United States Design Patent**  
**Inoue**

(10) **Patent No.:** **US D709,352 S**

(45) **Date of Patent:** **\*\* Jul. 22, 2014**

(54) **WEDGE FOR DOOR LOCK OF  
AUTOMOBILE**

(71) Applicant: **Aisin Seiki Kabushiki Kaisha**, Kariya  
(JP)

(72) Inventor: **Yuichi Inoue**, Aichi (JP)

(73) Assignee: **Aisin Seiki Kabushiki Kaisha**,  
Kariya-Shi, Aichi-Ken (JP)

(\*\*) Term: **14 Years**

(21) Appl. No.: **29/458,531**

(22) Filed: **Jun. 20, 2013**

(30) **Foreign Application Priority Data**

Dec. 21, 2012 (JP) ..... 2012-031183

(51) **LOC (10) Cl.** ..... **08-07**

(52) **U.S. Cl.**  
USPC ..... **D8/343**

(58) **Field of Classification Search**  
USPC ..... D8/330, 339, 343, 344, 345, 400-402;  
16/86.1, 86, 86.2, 82, 86 B, 86 R;  
292/151.5, 340, 292, 342, 343, DIG. 15  
See application file for complete search history.

(56) **References Cited**

U.S. PATENT DOCUMENTS

D134,108 S \* 10/1942 Adler ..... D8/402  
3,009,172 A \* 11/1961 Eidam ..... 5/632  
D331,696 S \* 12/1992 Graham ..... D8/402  
D452,404 S \* 12/2001 Cameron ..... D6/601  
7,121,616 B2 \* 10/2006 Cooley ..... 296/207

D588,905 S \* 3/2009 Meeks et al. .... D8/400  
7,506,905 B1 \* 3/2009 George ..... 292/343  
D603,694 S \* 11/2009 Bushey ..... D8/402  
8,042,846 B2 \* 10/2011 Ruggerio ..... 292/343  
8,322,762 B2 \* 12/2012 Watson ..... 292/343  
D689,757 S \* 9/2013 Mukaide ..... D8/343  
D700,500 S \* 3/2014 Cochrane ..... D8/343

FOREIGN PATENT DOCUMENTS

JP 1441413 S 5/2012  
JP 1441414 S 5/2012  
JP 1441574 S 5/2012

\* cited by examiner

*Primary Examiner* — Prabhakar Deshmukh

(74) *Attorney, Agent, or Firm* — Buchana Ingersoll &  
Rooney PC

(57) **CLAIM**

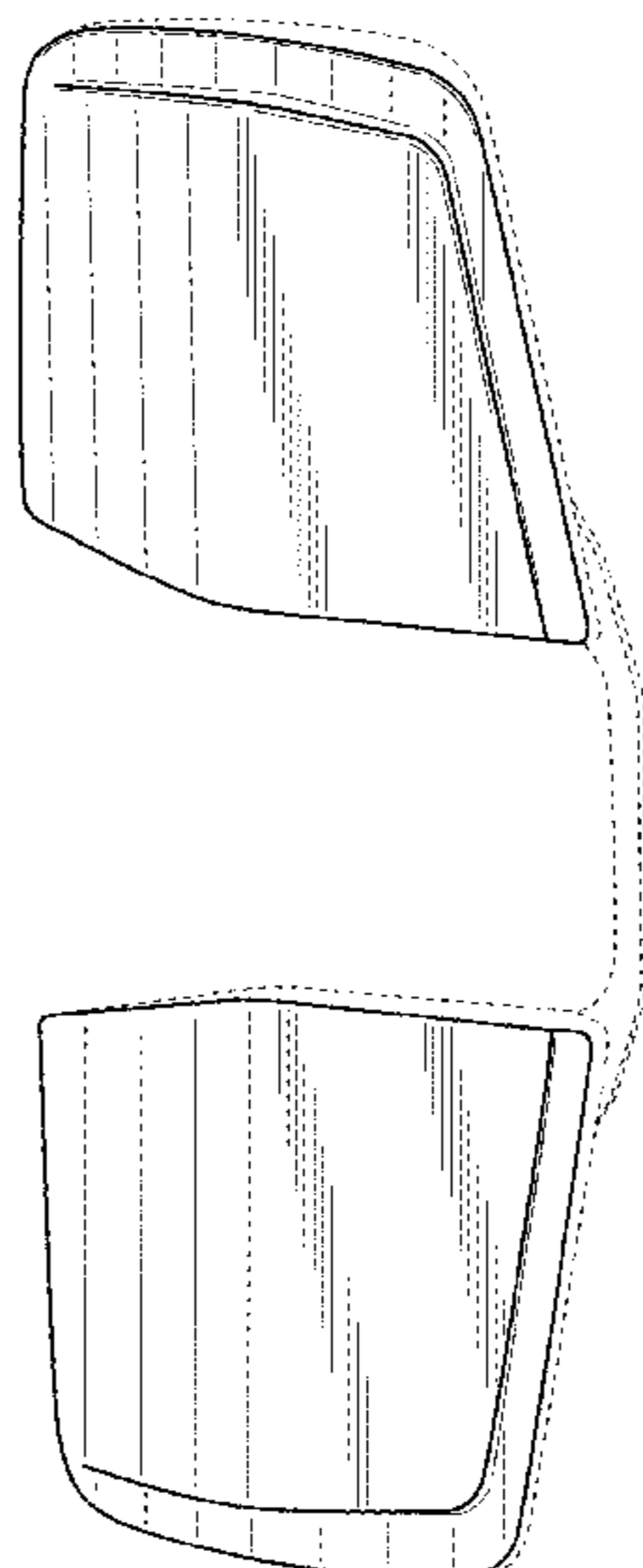
The ornamental design for a wedge for door lock of automo-  
bile, as shown and described.

**DESCRIPTION**

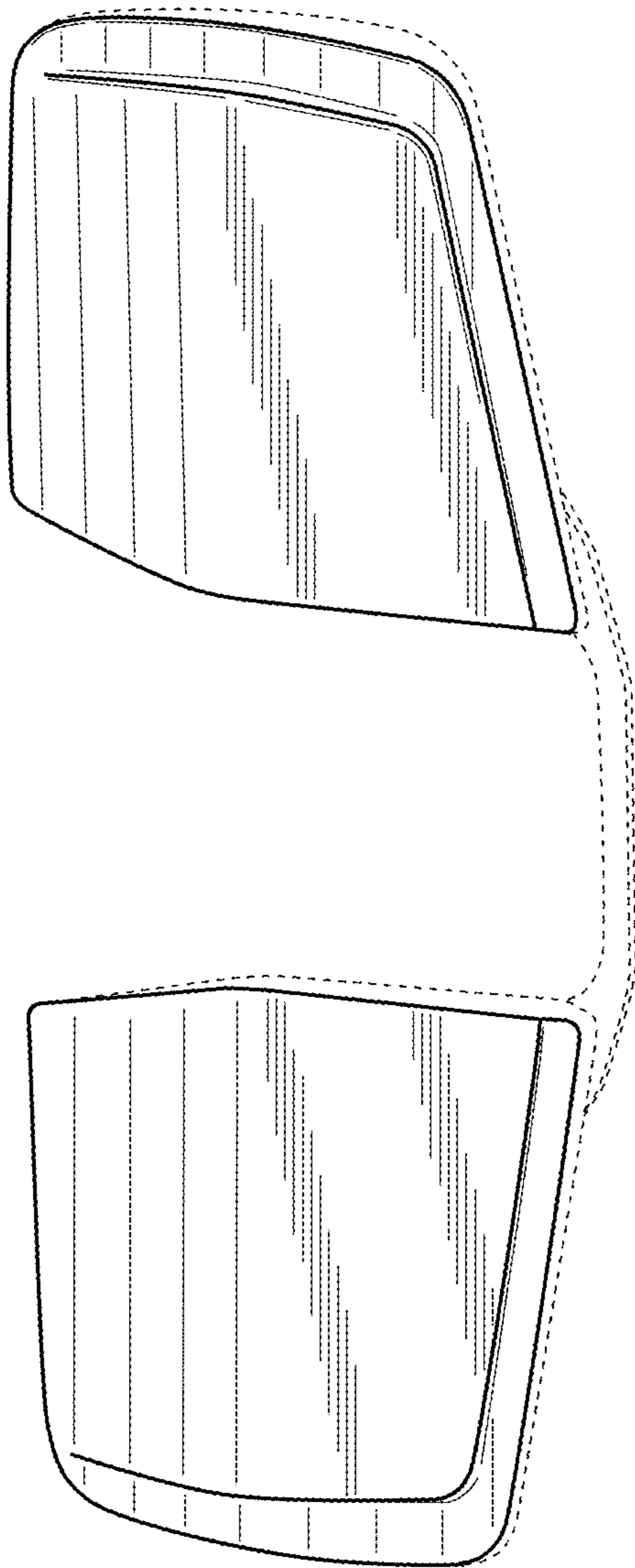
FIG. 1 is a front perspective view of a wedge for door lock of  
automobile showing my new design;  
FIG. 2 is a front view thereof;  
FIG. 3 is a top plan view thereof;  
FIG. 4 is a bottom plan view thereof;  
FIG. 5 is a right side view thereof; and,  
FIG. 6 is a left side view thereof.

The features shown in broken lines in the drawings depict  
environmental subject matter only and form no part of the  
claimed design.

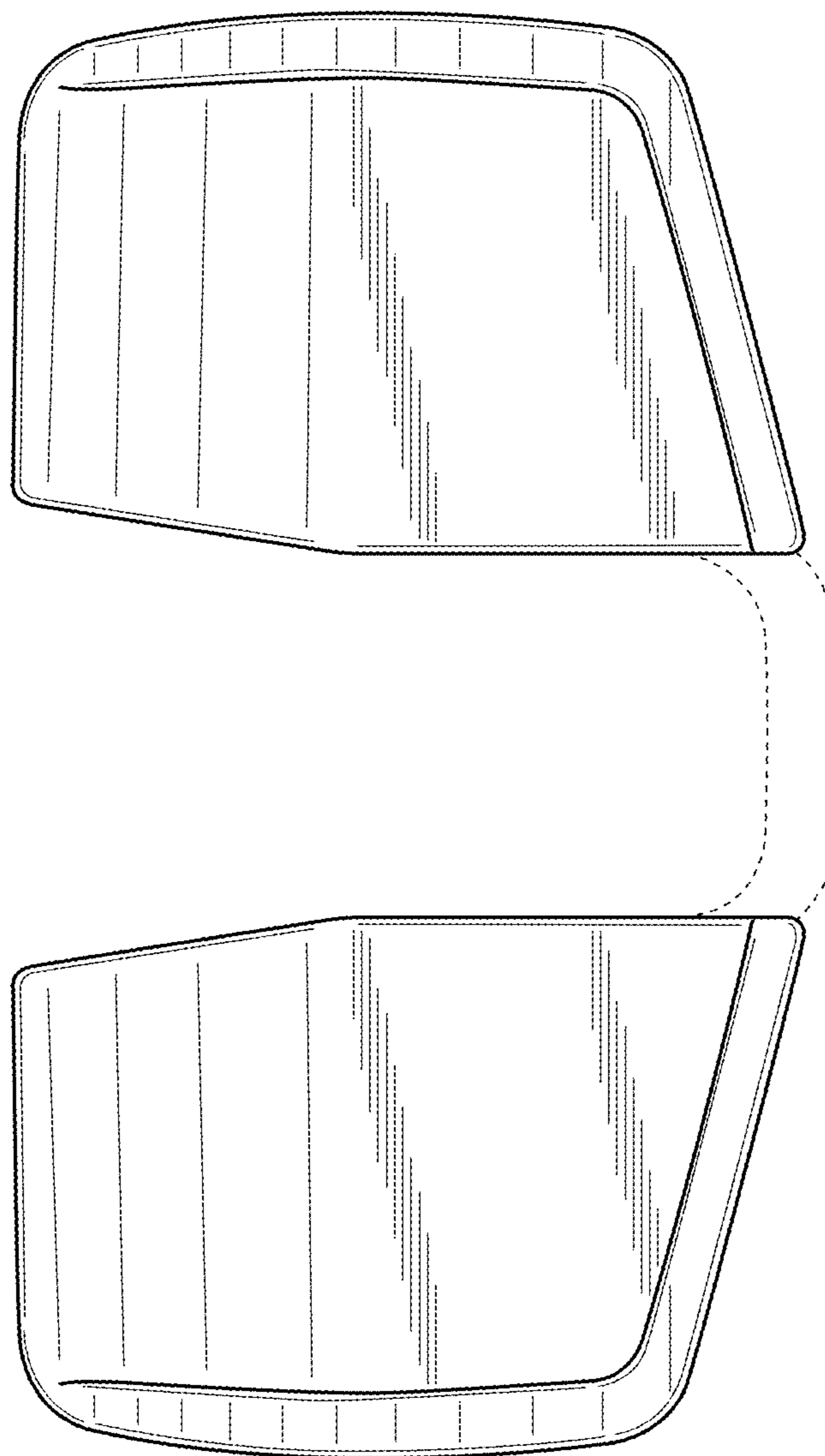
**1 Claim, 6 Drawing Sheets**



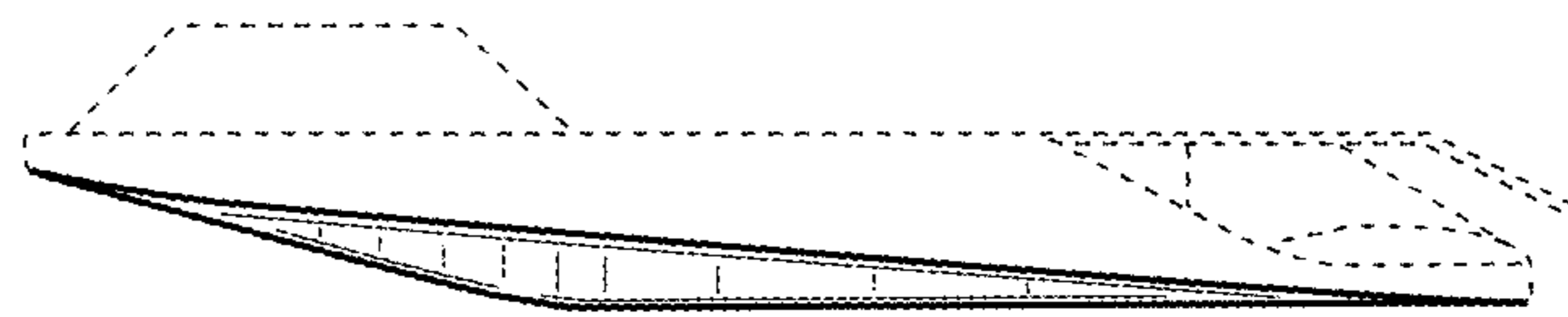
*FIG. 1*



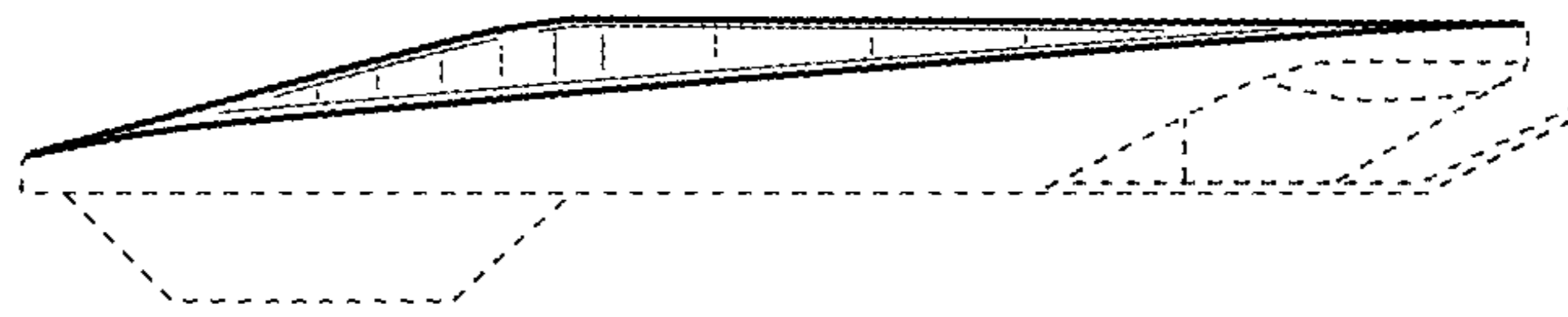
**FIG. 2**




*FIG. 3*



*FIG. 4*



**FIG. 5**



***FIG. 6***

