



US00D709351S

(12) **United States Design Patent**
Le

(10) **Patent No.:** **US D709,351 S**
(45) **Date of Patent:** **** Jul. 22, 2014**

(54) **DEFEATER LATCH HANDLE**
(71) Applicant: **S.P.E.P. Acquisition Corp.**, Long Beach, CA (US)
(72) Inventor: **Tam Le**, Santa Ana, CA (US)
(73) Assignee: **S.P.E.P. Acquisition Corp.**, Long Beach, CA (US)

6,318,770 B1 * 11/2001 Molzer 292/336.3
6,526,788 B2 * 3/2003 Finkelstein et al. 70/129
6,748,776 B2 * 6/2004 Bullock et al. 70/212
6,935,149 B1 * 8/2005 Peng et al. 70/472
D529,783 S * 10/2006 Corcino D8/301
D563,764 S * 3/2008 Hacker D8/331
D578,374 S * 10/2008 Kim D8/331
D611,798 S * 3/2010 Le D8/331
D649,861 S * 12/2011 Mitchell et al. D8/331
D696,095 S * 12/2013 Kim et al. D8/331

(**) Term: **14 Years**

* cited by examiner

(21) Appl. No.: **29/462,234**

Primary Examiner — Prabhakar Deshmukh

(22) Filed: **Jul. 31, 2013**

(74) *Attorney, Agent, or Firm* — Daniel R. Kimbell; Karish & Bjorgum PC

(51) **LOC (10) Cl.** **08-07**

(52) **U.S. Cl.**
USPC **D8/331**

(57) **CLAIM**

The ornamental design for defeater latch handle, as shown and described.

(58) **Field of Classification Search**
CPC E05B 1/00; E05B 1/007; E05B 3/00; E05B 3/003; E05B 5/00; E05B 9/00; E05B 9/02; E05B 15/00; E05B 15/02; E05B 15/022; E05B 17/00
USPC D8/330, 331, 336, 339, 343, 349, 302, D8/354, 499; 70/14, 19, 51, 57, 57.1, 102, 70/107, 141, 142, 262, 266, 321, 320, 322, 70/431, 465, DIG. 80; 292/32, 63, 92, 137, 292/289, 290, 292, 358, 359, DIG. 29, 292/DIG. 68, 67, 202, 235, 153, 238; 16/86.1, 86.2

DESCRIPTION

FIG. 1 is perspective view of defeater latch handle showing my new design;
FIG. 2 is a right side view of the defeater latch handle of FIG. 1.
FIG. 3 is front view of the defeater latch handle of FIG. 1.
FIG. 4 is rear view of the defeater latch handle of FIG. 1.
FIG. 5 is a top view of the defeater latch handle of FIG. 1; and, FIG. 6 is a bottom view of the defeater latch handle of FIG. 1.
The left side view of the defeater latch handle is a mirror image of the right side view of the defeater latch handle of FIG. 2.

See application file for complete search history.

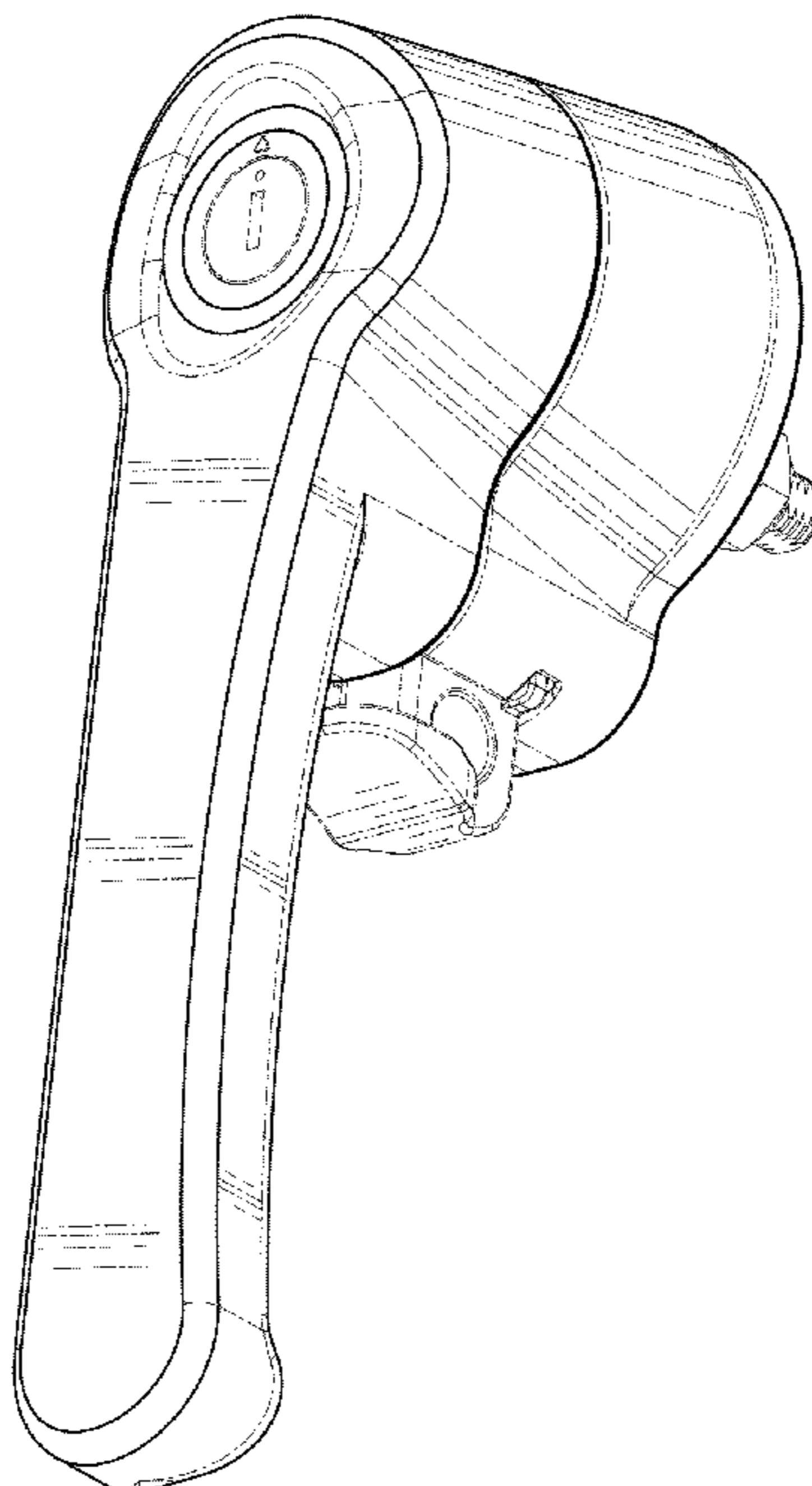
The features shown in dashed lines form no part of the design and are not claimed.

(56) **References Cited**

U.S. PATENT DOCUMENTS

D351,982 S * 11/1994 Chen D8/330
6,068,308 A * 5/2000 Molzer 292/336.3

1 Claim, 4 Drawing Sheets



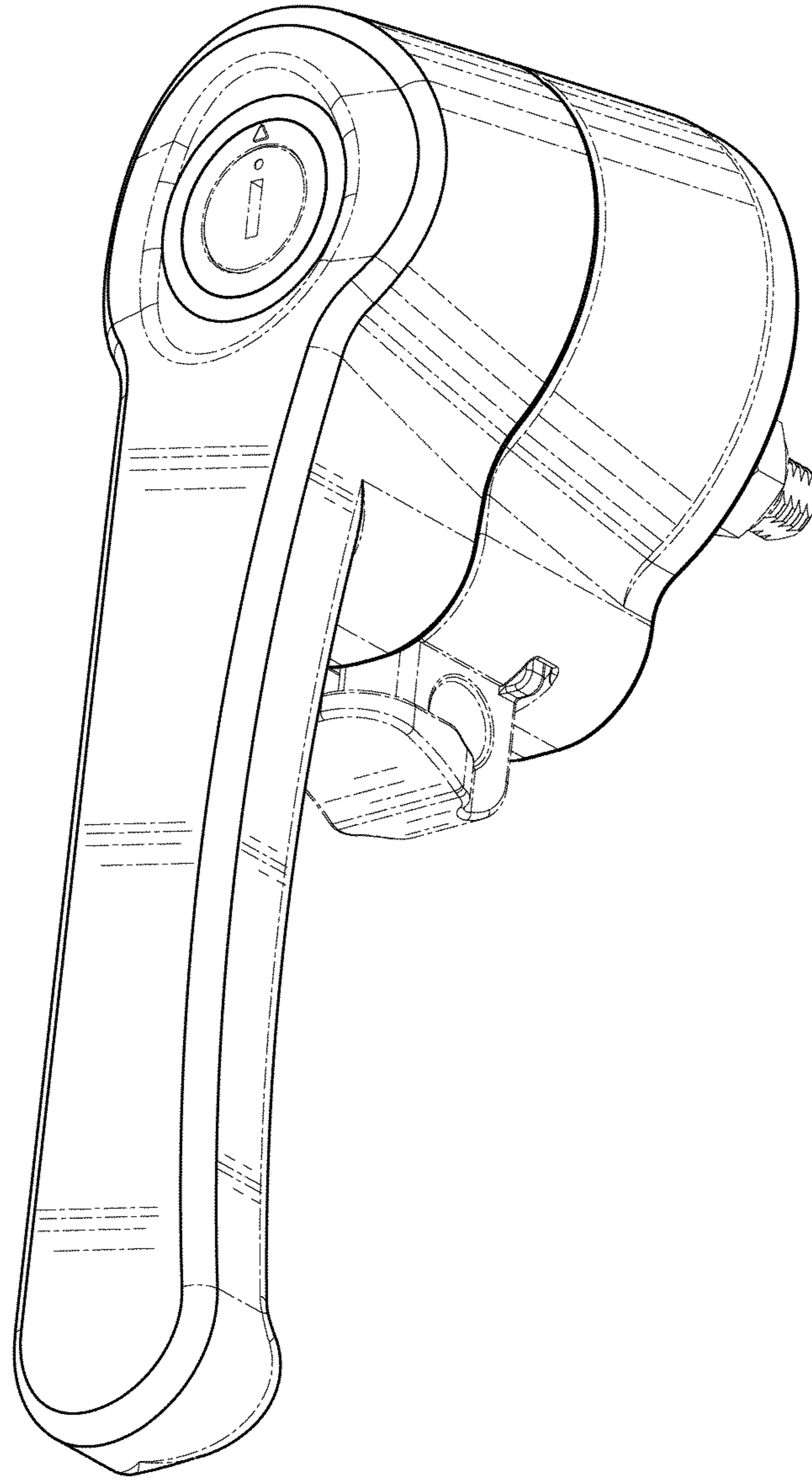


FIG. 1

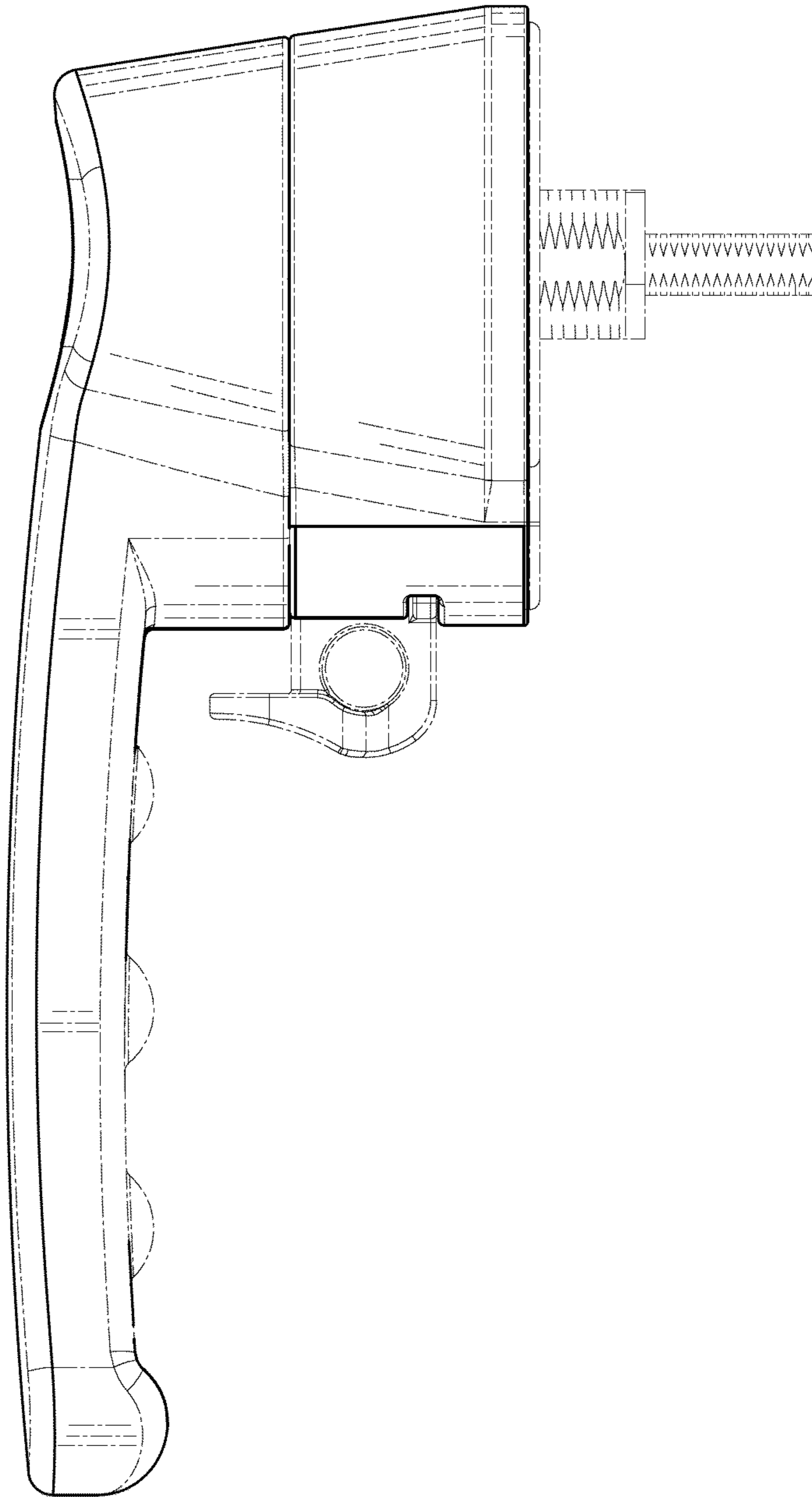


FIG. 2

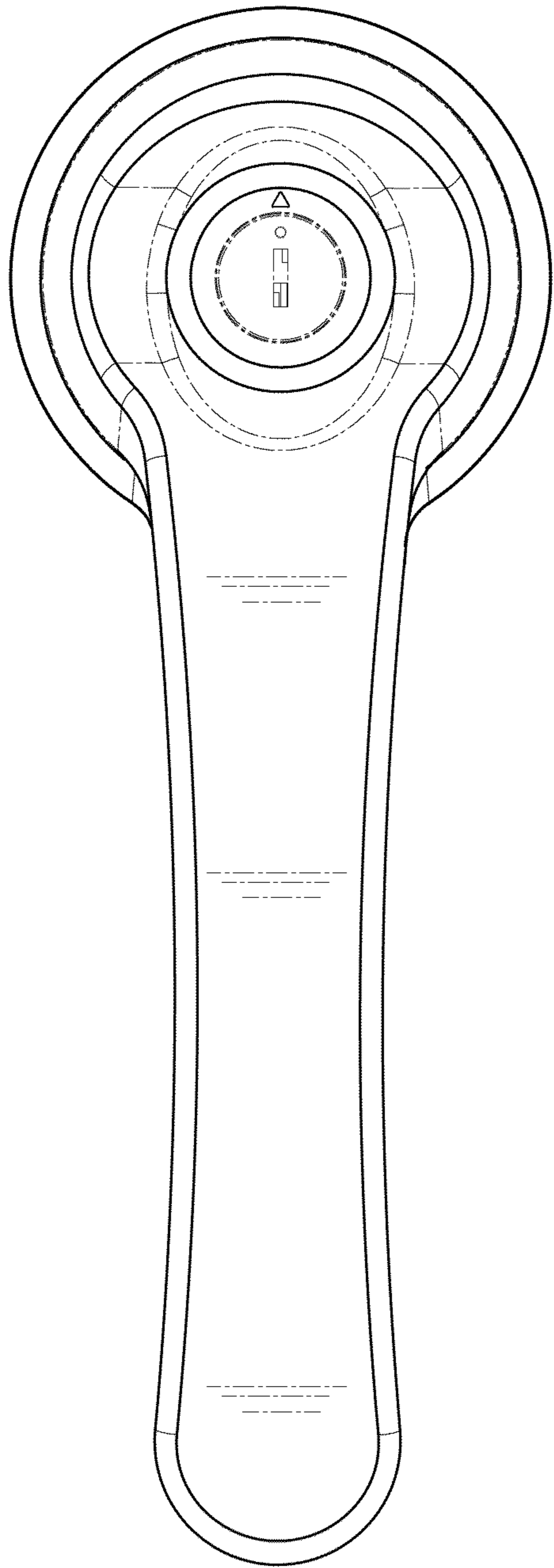


FIG. 3

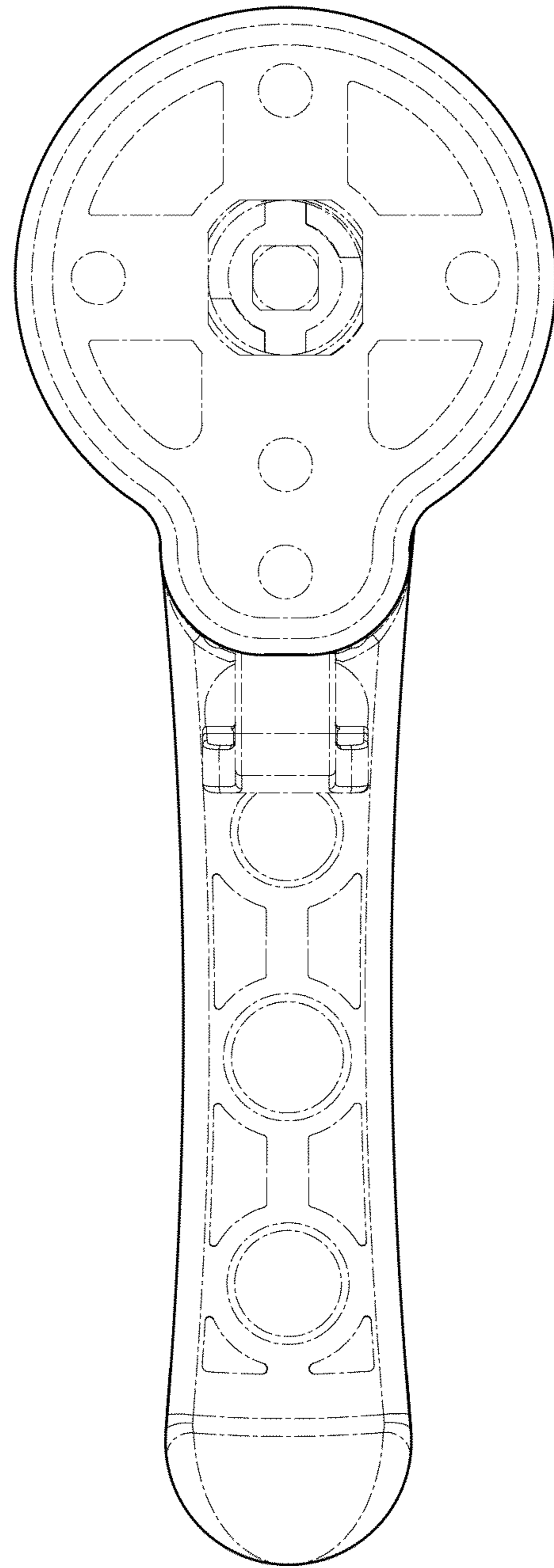


FIG. 4

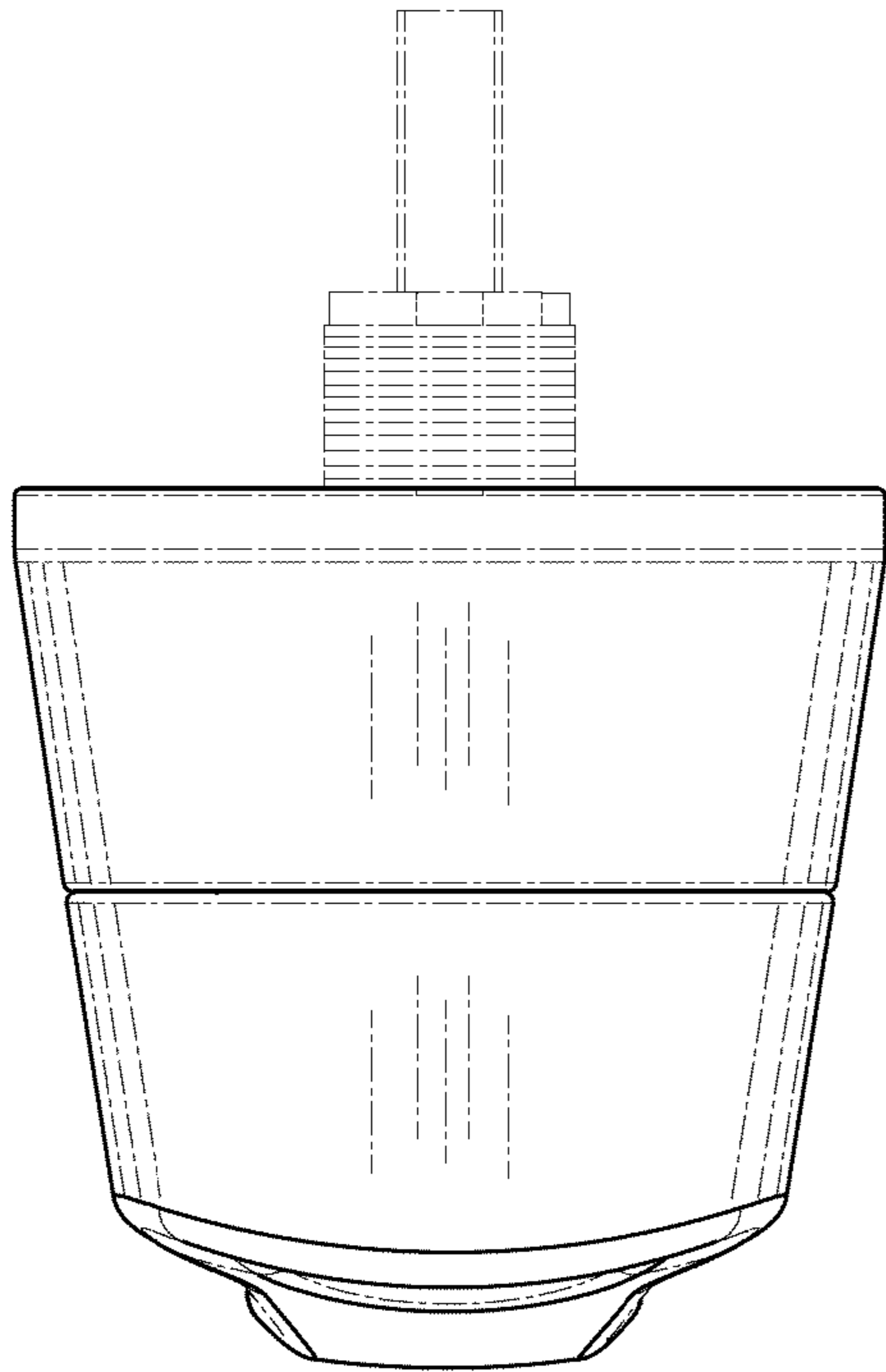


FIG. 5

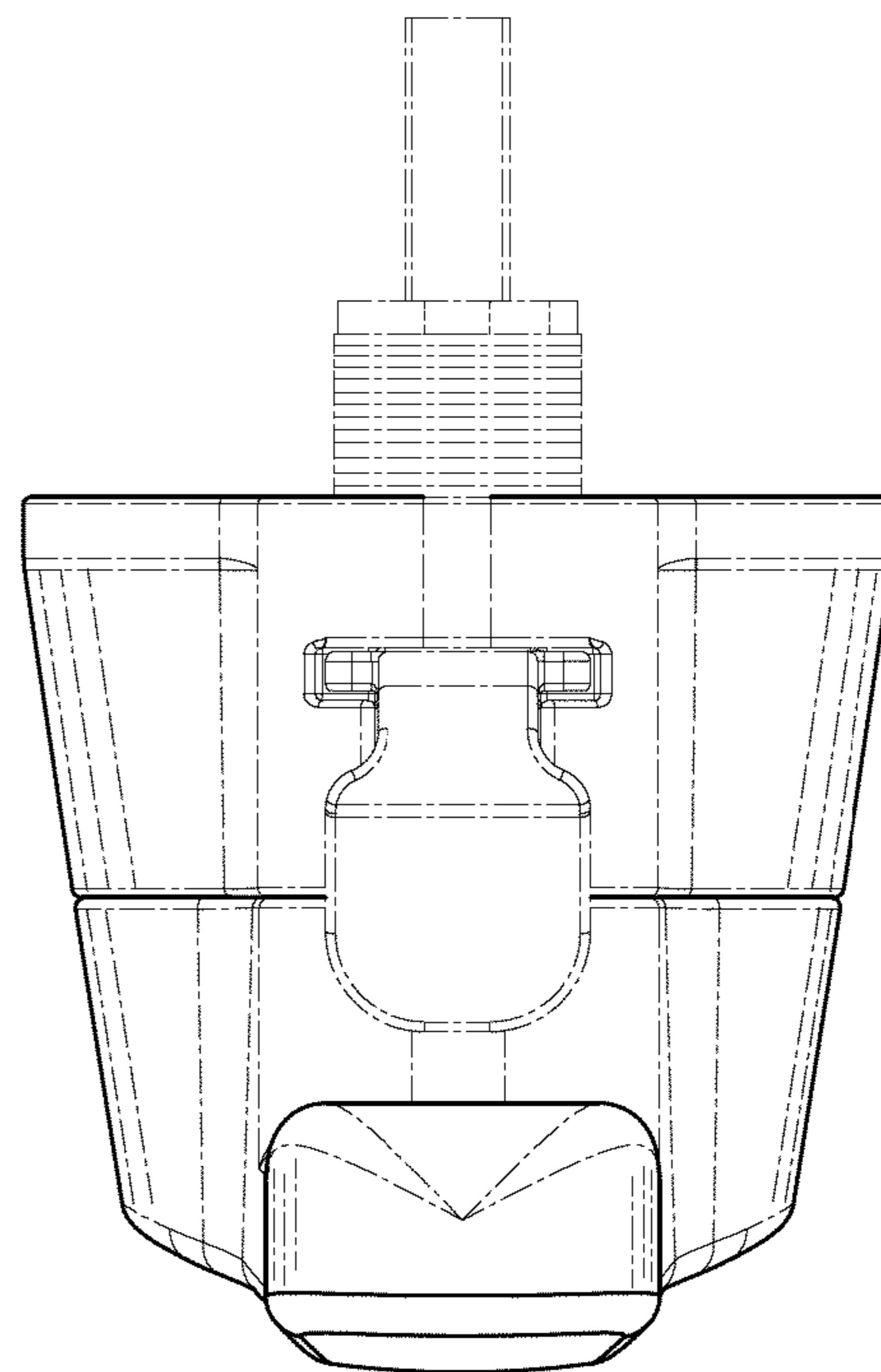


FIG. 6