



US00D709350S

(12) **United States Design Patent**
Mason

(10) **Patent No.:** **US D709,350 S**
(45) **Date of Patent:** **** Jul. 22, 2014**

- (54) **CARGO DOOR LOCK**
- (71) Applicant: **Gerald Stuart Mason**, Nanaimo (CA)
- (72) Inventor: **Gerald Stuart Mason**, Nanaimo (CA)
- (**) Term: **14 Years**
- (21) Appl. No.: **29/445,814**
- (22) Filed: **Feb. 16, 2013**
- (51) **LOC (10) Cl.** **08-07**
- (52) **U.S. Cl.**
USPC **D8/331; D8/343**
- (58) **Field of Classification Search**
USPC D8/330, 331, 336, 339, 343, 349.4,
D8/499; 70/14, 1.5, 1.7, 51, 52, 416, 419,
70/420, 431, 57.1, 141, 439, 440;
292/289, 290, 292, 298, 359
See application file for complete search history.

3,300,238 A *	1/1967	Fleskes	292/173
3,704,548 A *	12/1972	Wiegleb	49/199
3,815,943 A *	6/1974	Hass	292/254
D319,964 S *	9/1991	Johns	D8/344
D351,781 S *	10/1994	DeWitt	D8/344
D487,013 S *	2/2004	Jenks	D8/343
D629,670 S *	12/2010	Fike	D8/343
D651,500 S *	1/2012	Lancaster et al.	D8/343

* cited by examiner

Primary Examiner — Prabhakar Deshmukh
(74) *Attorney, Agent, or Firm* — Greg L Martinez

(57) **CLAIM**
The ornamental design for a cargo door lock, as shown and described.

DESCRIPTION

FIG. 1 is front elevation view of a cargo door lock showing my new design;
FIG. 2 is a left side view thereof, the right side view being a mirror image thereof;
FIG. 3 is a rear elevation view thereof;
FIG. 4 is top plan view thereof; and,
FIG. 5 is a bottom plan view thereof.

(56) **References Cited**

U.S. PATENT DOCUMENTS

2,917,335 A *	12/1959	Pyka	292/1
3,285,646 A *	11/1966	Foss	292/133

1 Claim, 3 Drawing Sheets

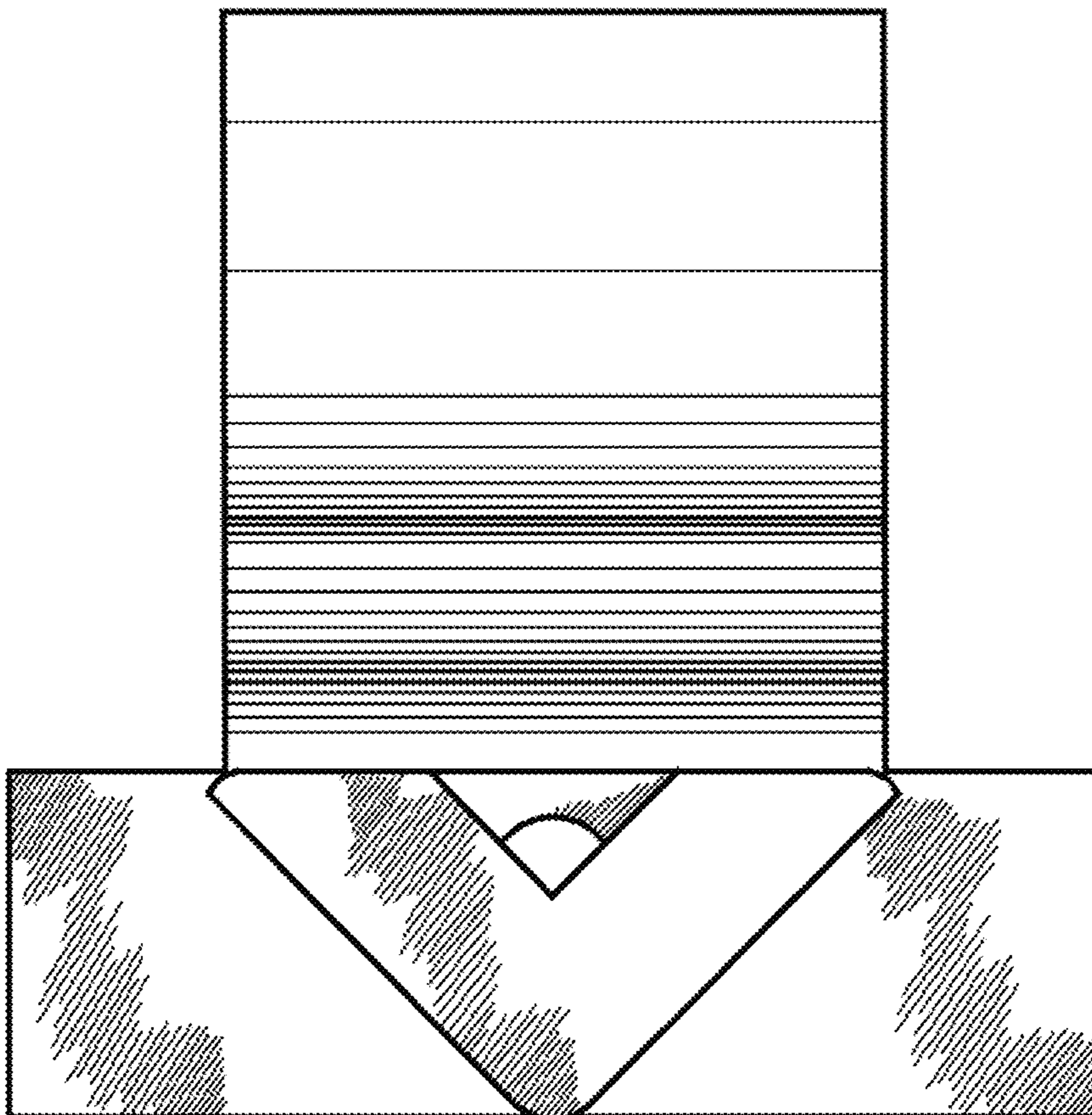


FIG. 2




FIG. 1

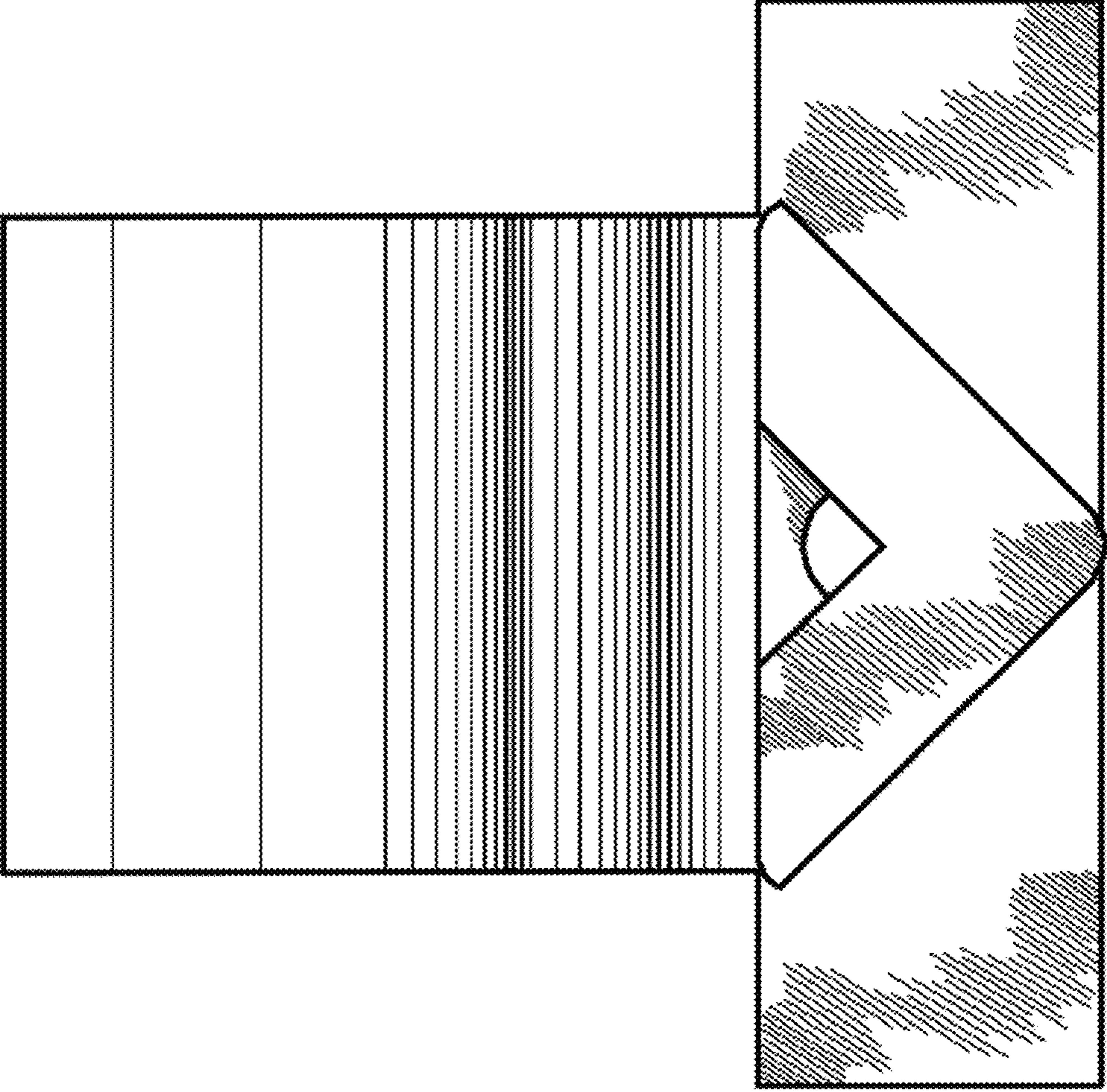


FIG. 3

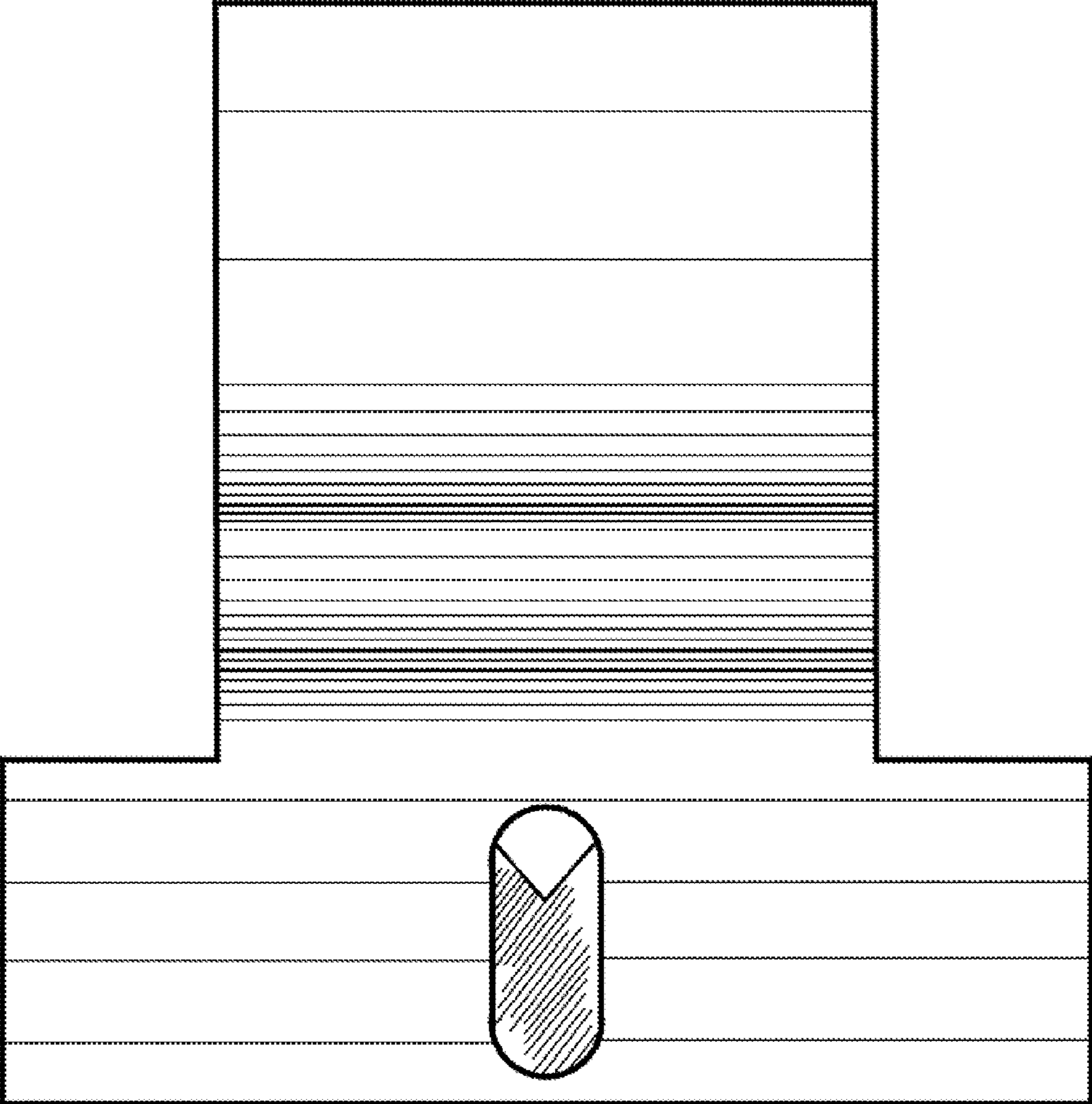


FIG. 4

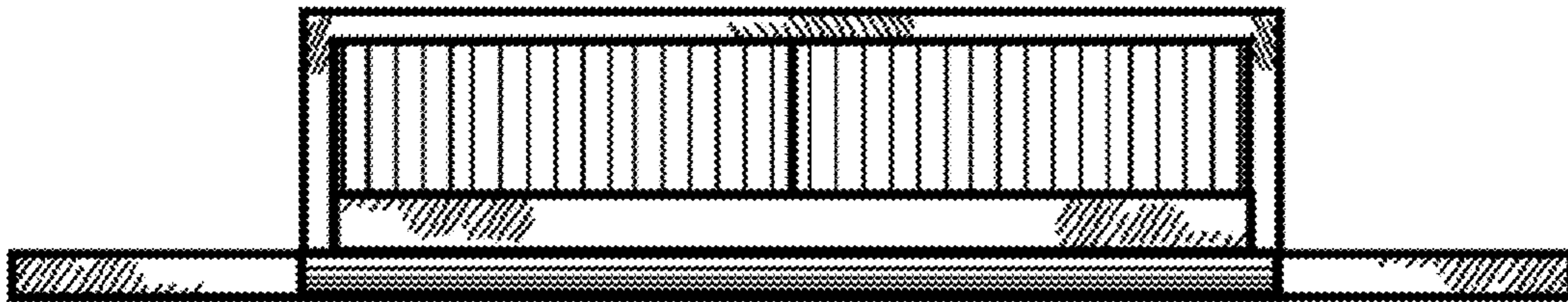


FIG. 5

