



US00D709341S

(12) **United States Design Patent**
Nispel

(10) **Patent No.:** **US D709,341 S**
(45) **Date of Patent:** **** Jul. 22, 2014**

- (54) **CUTTING BLADE**
- (71) Applicant: **Weber Maschinenbau GmbH**
Breidenbach, Breidenbach (DE)
- (72) Inventor: **Thomas Nispel, Dautphetal (DE)**
- (73) Assignee: **Weber Maschinenbau GmbH**
Breidenbach, Breidenbach (DE)
- (**) Term: **14 Years**
- (21) Appl. No.: **29/468,670**
- (22) Filed: **Oct. 2, 2013**
- (30) **Foreign Application Priority Data**

Apr. 26, 2013 (EM) 002228015

- (51) **LOC (10) Cl.** **08-03**
- (52) **U.S. Cl.**
USPC **D8/20**
- (58) **Field of Classification Search**
CPC B26D 1/0006; B26D 2001/006; B26D
2001/0053; B26D 2001/0046
USPC D8/8, 16, 18-20, 70, 98-101, 105;
D15/133, 139; 7/158, 166; 30/347;
83/835, 837, 838, 846, 847, 848, 849,
83/850-855

See application file for complete search history.

(56) **References Cited**

U.S. PATENT DOCUMENTS

1,957,623	A *	5/1934	Taylor	83/88
1,973,526	A *	9/1934	Diamond et al.	83/310
3,078,573	A *	2/1963	Kern	30/347
3,299,925	A *	1/1967	McBrady et al.	83/676
3,477,214	A *	11/1969	Rogers	56/295
3,921,485	A *	11/1975	Tobey et al.	83/342
3,969,966	A *	7/1976	Dillon	83/340
4,043,238	A *	8/1977	van Ham	83/595

4,282,910	A *	8/1981	Kilpela et al.	144/4.6
4,455,894	A *	6/1984	Roberts	81/3.09
4,660,453	A *	4/1987	Fischer et al.	83/663
4,706,524	A *	11/1987	Fischer et al.	76/115
4,730,952	A *	3/1988	Wiley	403/316
4,891,885	A *	1/1990	Fischer et al.	30/355
5,022,299	A *	6/1991	Fischer et al.	83/676
5,097,727	A *	3/1992	Fischer et al.	76/115
5,282,406	A *	2/1994	Ng	83/167
5,291,815	A *	3/1994	Reifenhauser	83/837
5,454,216	A *	10/1995	Myszka	56/17.5
6,267,033	B1 *	7/2001	Gundlach et al.	83/42
6,796,888	B2 *	9/2004	Jasch	451/342
D508,060	S *	8/2005	Olsen et al.	D15/126
D538,314	S *	3/2007	Huang	D15/139
D555,681	S *	11/2007	Popov	D15/126
7,543,431	B2 *	6/2009	Igl	56/17.5
7,856,913	B2 *	12/2010	Matzunsy et al.	83/676
D638,863	S *	5/2011	Huh	D15/126
D651,499	S *	1/2012	Tong	D8/70
D651,874	S *	1/2012	Davidian et al.	D8/20
D669,754	S *	10/2012	Wackwitz	D8/70

(Continued)

Primary Examiner — Elizabeth Albert

(74) *Attorney, Agent, or Firm* — Gifford, Krass, Sprinkle, Anderson & Citkowski, P.C.

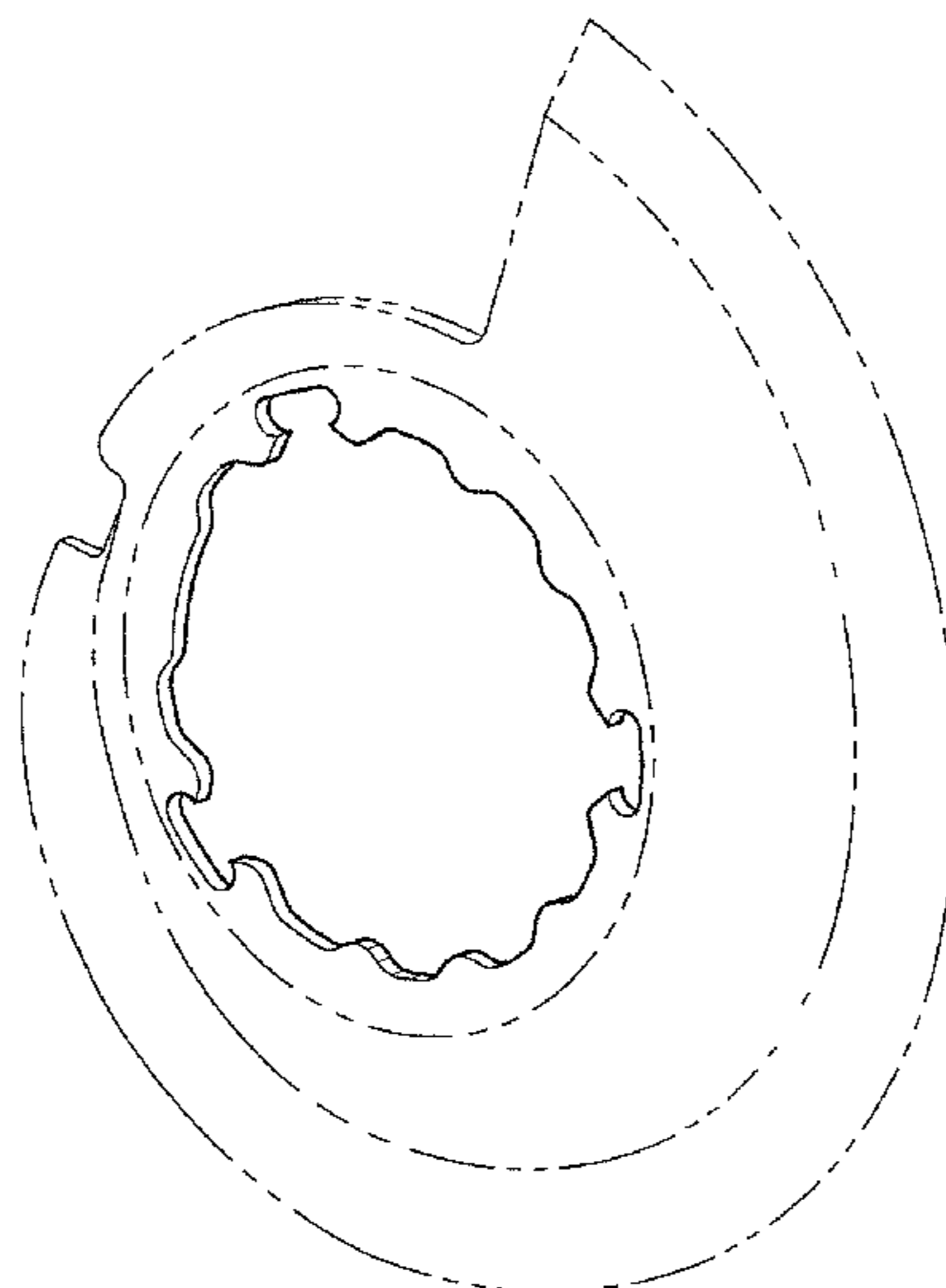
(57) **CLAIM**

The ornamental design for a cutting blade, as shown and described.

DESCRIPTION

FIG. 1 is a perspective view of a cutting blade showing my new design;
 FIG. 2 is a left side view thereof;
 FIG. 3 is a front plan view thereof;
 FIG. 4 is a right side view thereof; and,
 FIG. 5 is a rear plan view thereof.
 The broken lines shown in the drawings are included for the purpose of showing portions of the cutting blade that form no part of the claimed design.

1 Claim, 3 Drawing Sheets



(56)

References Cited

U.S. PATENT DOCUMENTS

D677,546 S * 3/2013 Zhou et al. D8/70
8,424,436 B2 * 4/2013 Weber 83/676
8,585,469 B2 * 11/2013 Grunikiewicz 451/342
D694,598 S * 12/2013 Davidian et al. D8/20

D697,384 S * 1/2014 Wackwitz D8/70
D697,774 S * 1/2014 Bozic D8/70
D697,777 S * 1/2014 Bozic D8/70
D697,778 S * 1/2014 Bozic D8/70
2004/0035276 A1 * 2/2004 Weber 83/672
2012/0144676 A1 * 6/2012 Davidian et al. 30/142
2013/0291698 A1 * 11/2013 Lotz 83/105

* cited by examiner

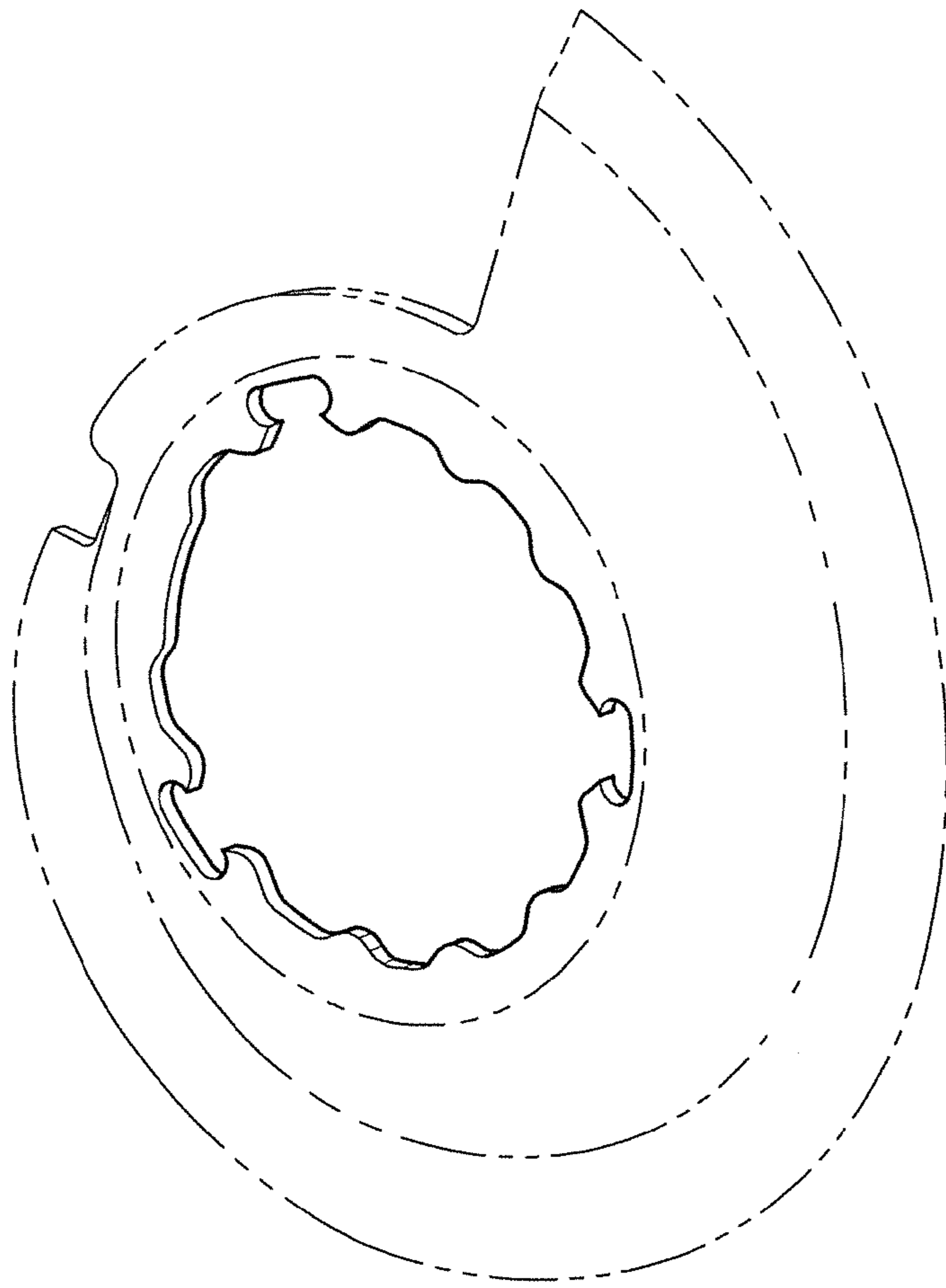


Fig-1

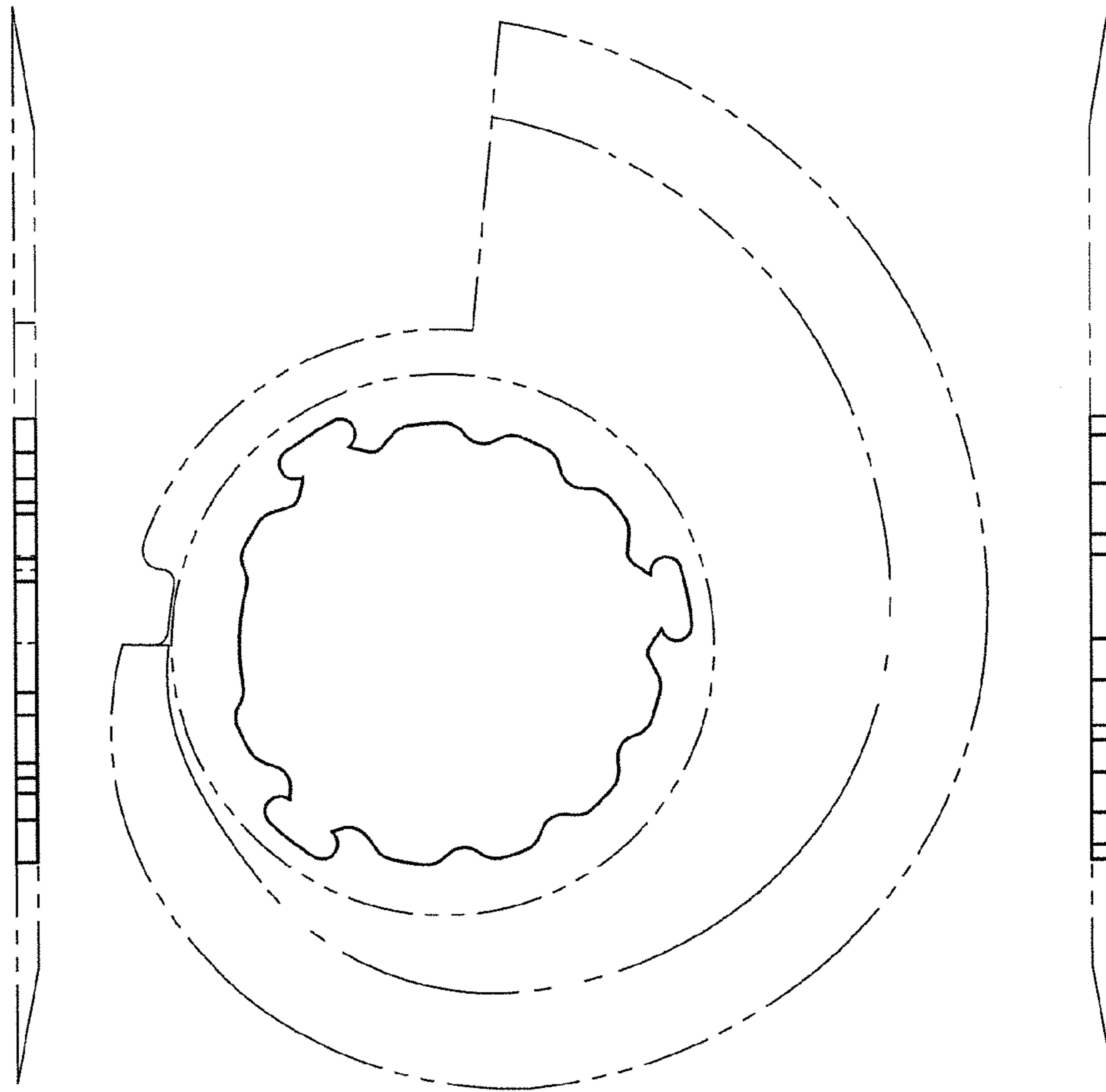


Fig-2

Fig-3

Fig-4

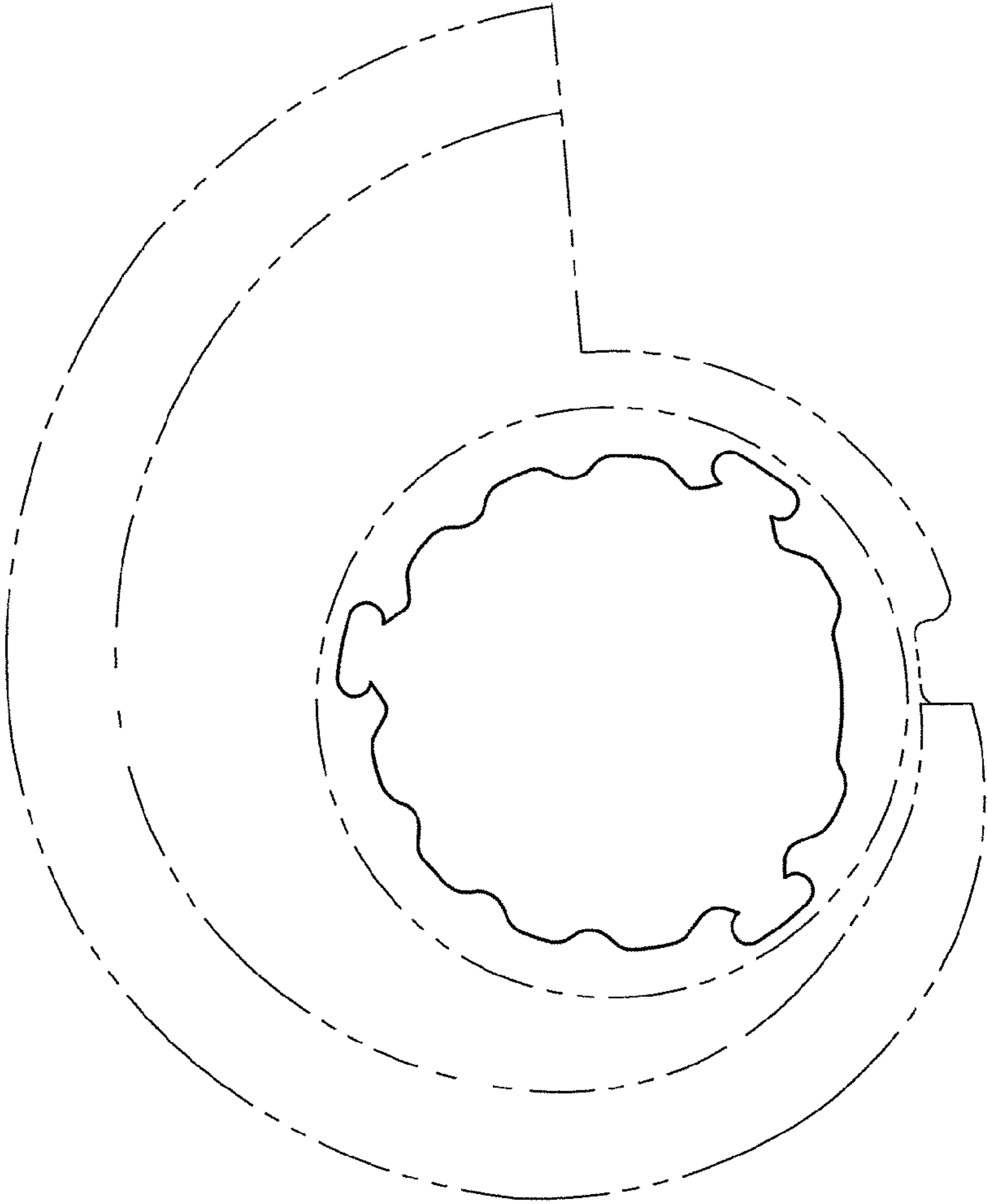


Fig-5