



US00D709323S

(12) **United States Design Patent**
Brown

(10) **Patent No.:** **US D709,323 S**

(45) **Date of Patent:** **** Jul. 22, 2014**

(54) **PRESERVING BLOCK**

(71) Applicant: **BBM Technology Ltd**, London (GB)

(72) Inventor: **Roger Leslie Brown**, London (GB)

(73) Assignee: **BBM Technology Ltd** (GB)

(**) Term: **14 Years**

(21) Appl. No.: **29/451,138**

(22) Filed: **Mar. 28, 2013**

(51) **LOC (10) Cl.** **07-99**

(52) **U.S. Cl.**

USPC **D7/402**; D7/213; D7/416; D9/758

(58) **Field of Classification Search**

USPC D3/224, 203.3; D13/182, 100; D7/402,
D7/409, 412, 416, 417, 213, 369;
D23/422; D22/108; 426/417; 99/408;
414/802; 206/509, 3, 366; 224/245;
52/608, 302.4; D24/224, 230, 227;
D9/758

See application file for complete search history.

(56) **References Cited**

U.S. PATENT DOCUMENTS

4,237,906 A * 12/1980 Havstad et al. 600/556
D274,789 S * 7/1984 Brown et al. D9/758
D274,885 S * 7/1984 Joice et al. D9/758
5,052,549 A * 10/1991 Scharch 206/3
D350,478 S * 9/1994 Fuller et al. D3/203.3
5,396,989 A * 3/1995 Hein 206/366
D385,459 S * 10/1997 Rimback D7/408

5,738,108 A * 4/1998 Hein 600/556
7,395,922 B1 * 7/2008 Sinha 206/3
D639,447 S * 6/2011 Karpiloff D24/230
D639,928 S * 6/2011 Malone D23/422
8,241,687 B2 8/2012 Bratton et al.
8,389,037 B2 * 3/2013 Bratton et al. 426/417
2005/0223909 A1 * 10/2005 Kurata 99/408

OTHER PUBLICATIONS

“FriPura tm Website—A New Era in Industrial Frying”, [online].
[retrieved on Mar. 26, 2013]. Retrieved from the Internet: <URL:
<http://www.fripura.com>>, 1 pg.

* cited by examiner

Primary Examiner — Marianne Pandozzi

(74) *Attorney, Agent, or Firm* — Schwegman, Lundberg &
Woessner, P.A.

(57) **CLAIM**

The ornamental design for a preserving block, as shown and
described.

DESCRIPTION

FIG. 1 is a top perspective view of the preserving block,
showing the new design;

FIG. 2 is a left side view thereof;

FIG. 3 is a right side view thereof;

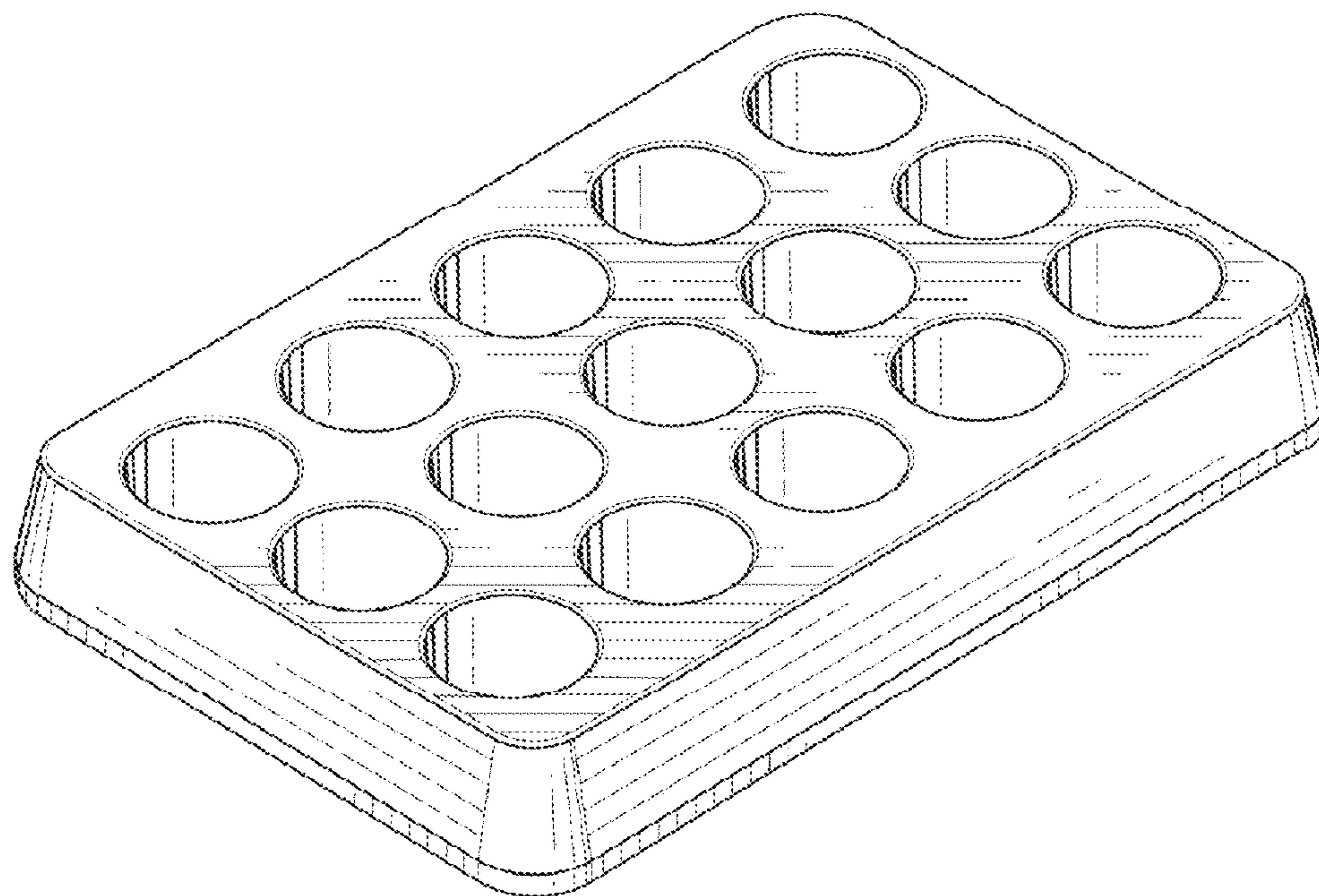
FIG. 4 is a front end view thereof;

FIG. 5 is a back end view thereof;

FIG. 6 is a top plan view thereof; and,

FIG. 7 is a bottom view thereof.

1 Claim, 3 Drawing Sheets



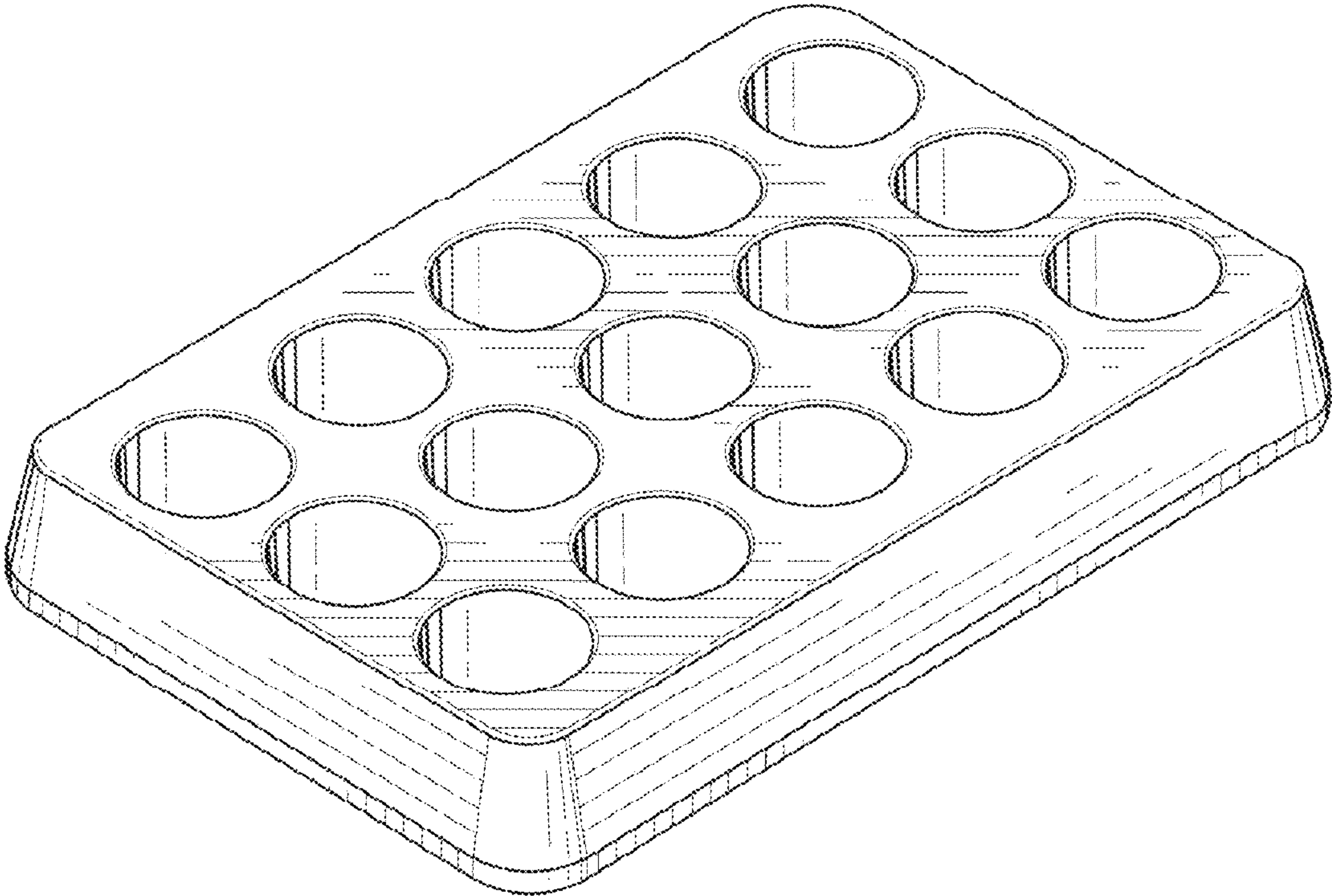


FIG. 1




FIG. 2




FIG. 3




FIG. 4




FIG. 5

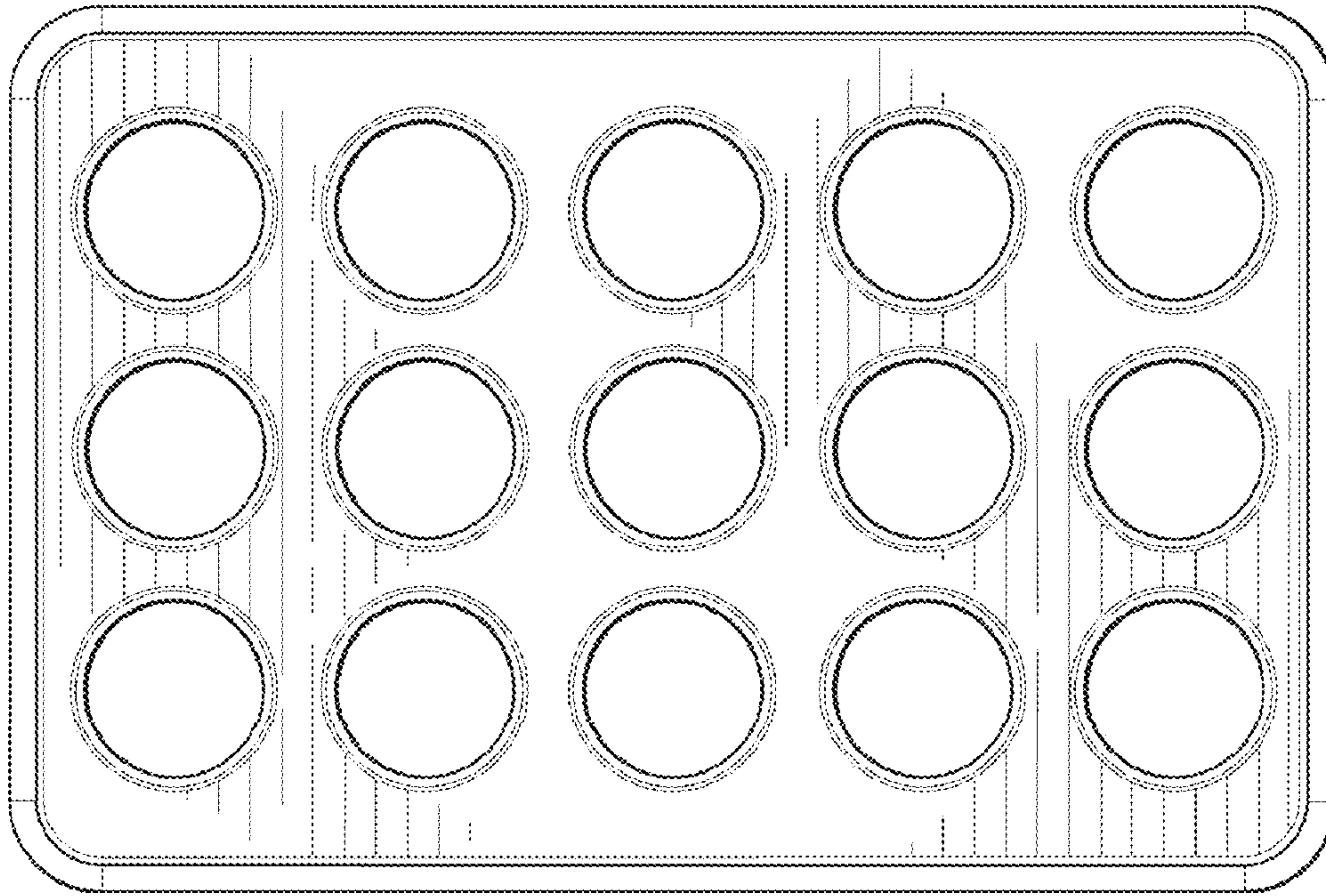


FIG. 6

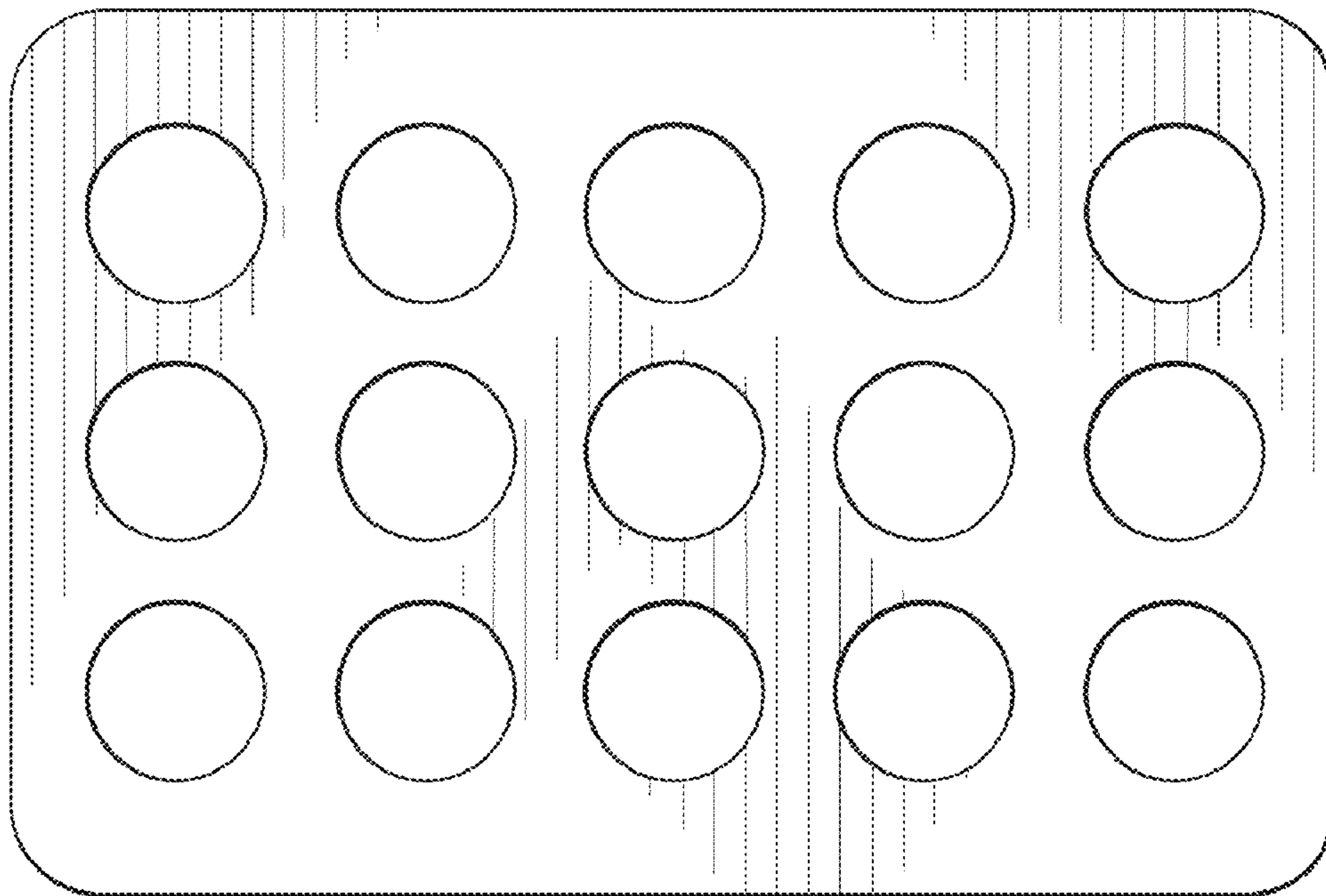


FIG. 7