



US00D709319S

(12) **United States Design Patent**  
**Goodman et al.**

(10) **Patent No.:** **US D709,319 S**  
(45) **Date of Patent:** **\*\* Jul. 22, 2014**

(54) **TRIVET**  
(71) Applicant: **Spectrum Diversified Designs, Inc.**,  
Streetsboro, OH (US)  
(72) Inventors: **Sheldon H. Goodman**, Solon, OH (US);  
**Phaysouk Xayoiphonh**, Akron, OH  
(US)  
(73) Assignee: **Spectrum Diversified Designs, Inc.**,  
Streetsboro, OH (US)

D479,433 S *	9/2003	Ancona .....	D7/388
D518,995 S *	4/2006	Goodman et al. ....	D7/388
D563,156 S *	3/2008	Goodman et al. ....	D7/388
D584,565 S *	1/2009	Goodman et al. ....	D7/388
D628,013 S *	11/2010	Lion et al. ....	D7/389
D631,283 S *	1/2011	Guindi .....	D7/389
D632,923 S *	2/2011	Goodman et al. ....	D7/388

\* cited by examiner

*Primary Examiner* — Marianne Pandozzi  
(74) *Attorney, Agent, or Firm* — Renner, Otto, Boisselle &  
Sklar, LLP

(\*\*) Term: **14 Years**

(57) **CLAIM**  
The ornamental design for a trivet, as shown and described.

(21) Appl. No.: **29/444,503**

**DESCRIPTION**

(22) Filed: **Jan. 31, 2013**  
(51) **LOC (10) Cl.** ..... **07-99**  
(52) **U.S. Cl.**  
USPC ..... **D7/389**; D7/388  
(58) **Field of Classification Search**  
USPC ..... D7/388, 213, 624.1, 407, 389;  
D25/111, 119, 125, 141; 248/127, 152,  
248/346.01, 908; D6/404; D9/658  
See application file for complete search history.


FIG. 1 is a perspective view of a first embodiment of a trivet showing my new design;  
FIG. 2 is a rear view of the trivet;  
FIG. 3 is a left side view of the trivet;  
FIG. 4 is a top view of the trivet;  
FIG. 4A is a cross-sectional view of wire used to form the trivet, taken along the line 4A-4A of FIG. 4;  
FIG. 5 is a right side view of the trivet;  
FIG. 6 is a front view of the trivet;  
FIG. 7 is a bottom view of the trivet; and,  
FIG. 8 is a perspective view of a second embodiment of my new design, all views being the same as the first embodiment except the cross-section of the wire is round or slightly oval. The broken lines in the drawing illustrate environmental matter and forms no part of the claimed design.

(56) **References Cited**

U.S. PATENT DOCUMENTS

D153,052 S *	3/1949	Walker .....	D11/147
D217,408 S *	4/1970	Troutman .....	D7/388
D218,499 S *	8/1970	Troutman .....	D7/388
D373,709 S *	9/1996	Leu .....	D7/567
D465,968 S *	11/2002	Goodman et al. ....	D7/388

**1 Claim, 3 Drawing Sheets**



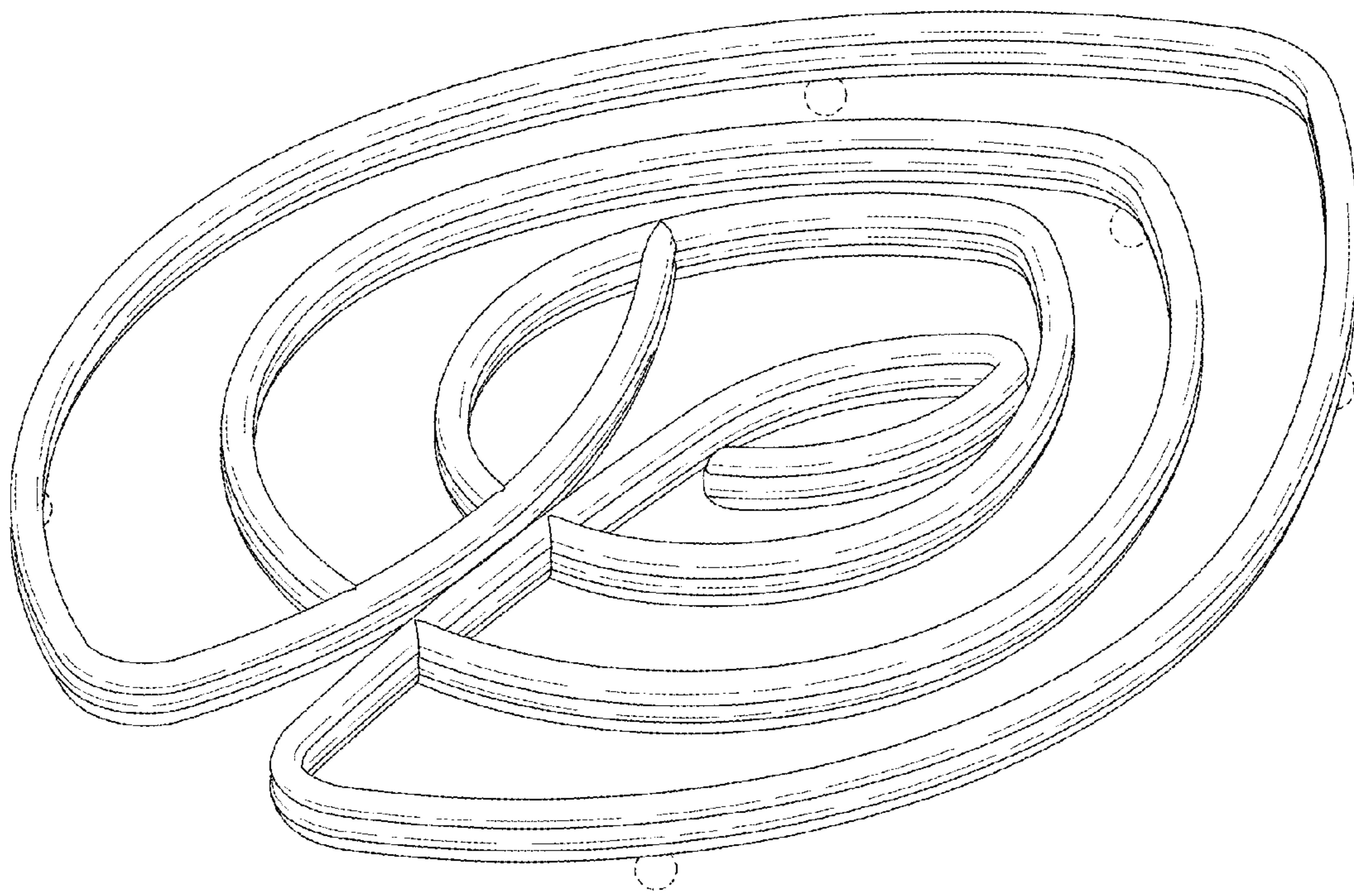


FIG 1




FIG 2

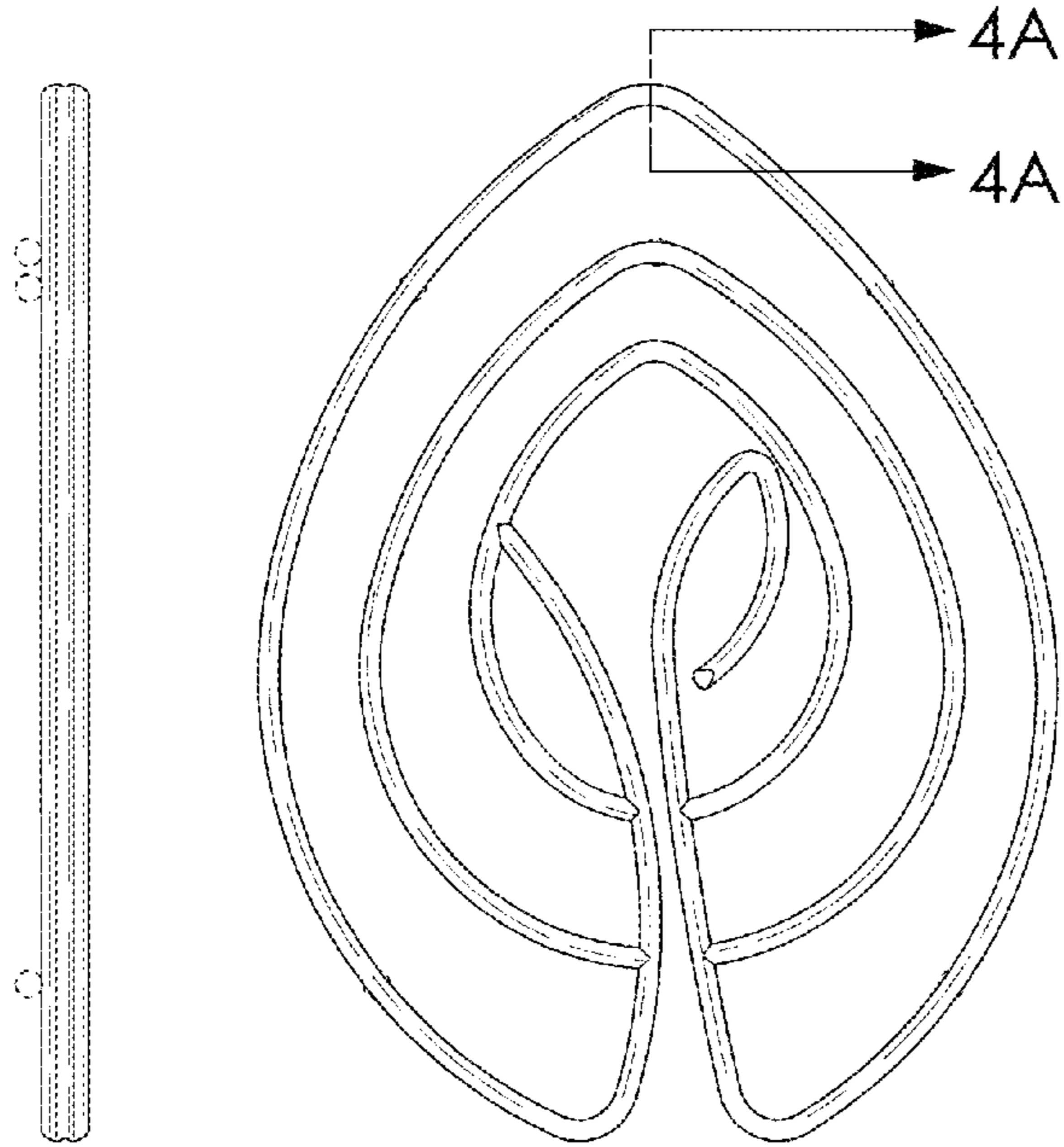


FIG 3

FIG 4

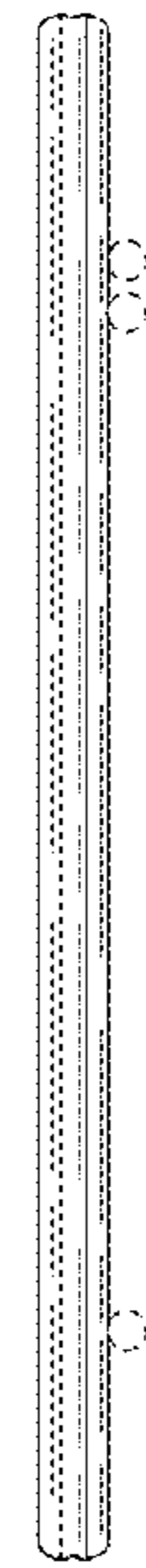


FIG 5



FIG 4A




FIG 6

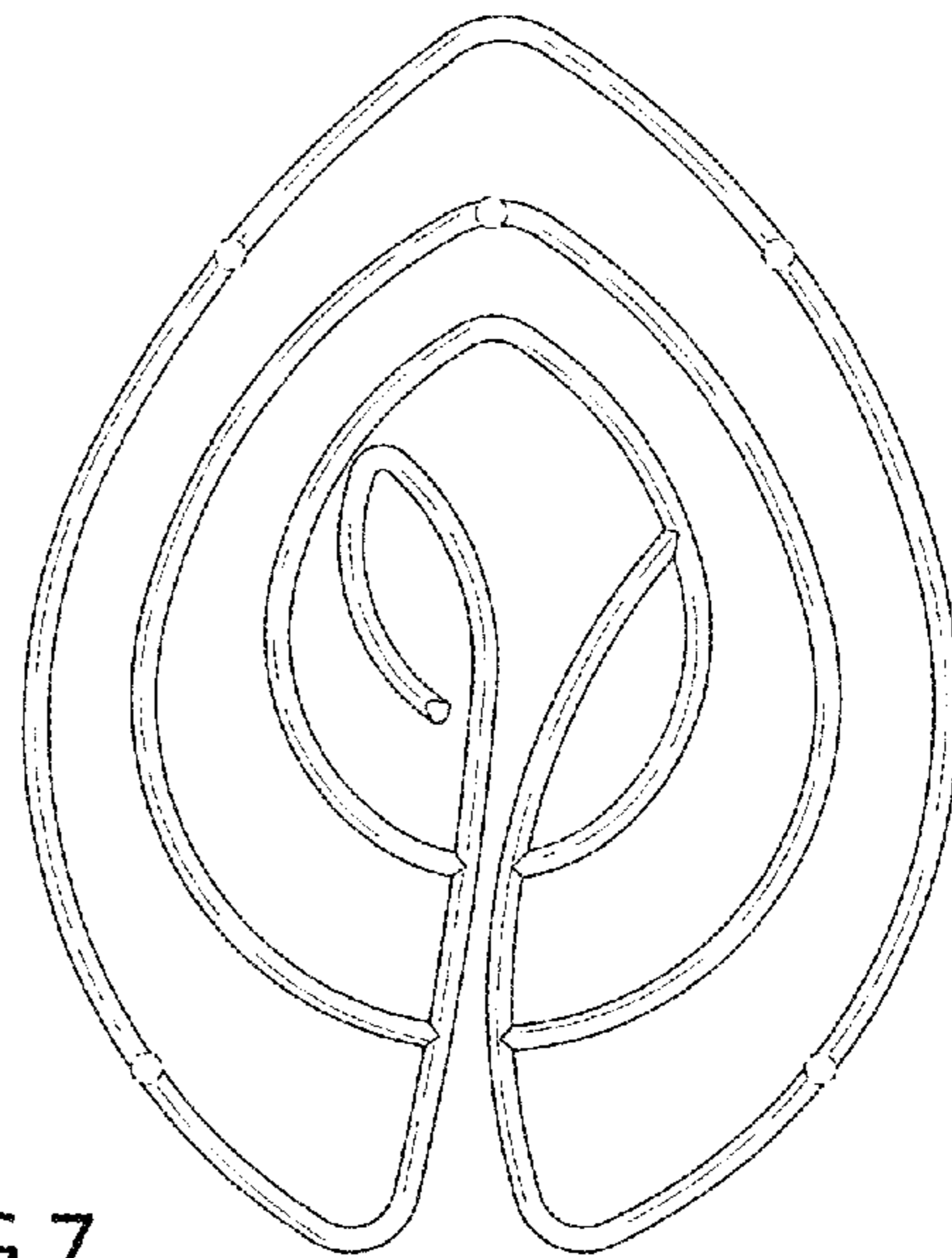


FIG 7



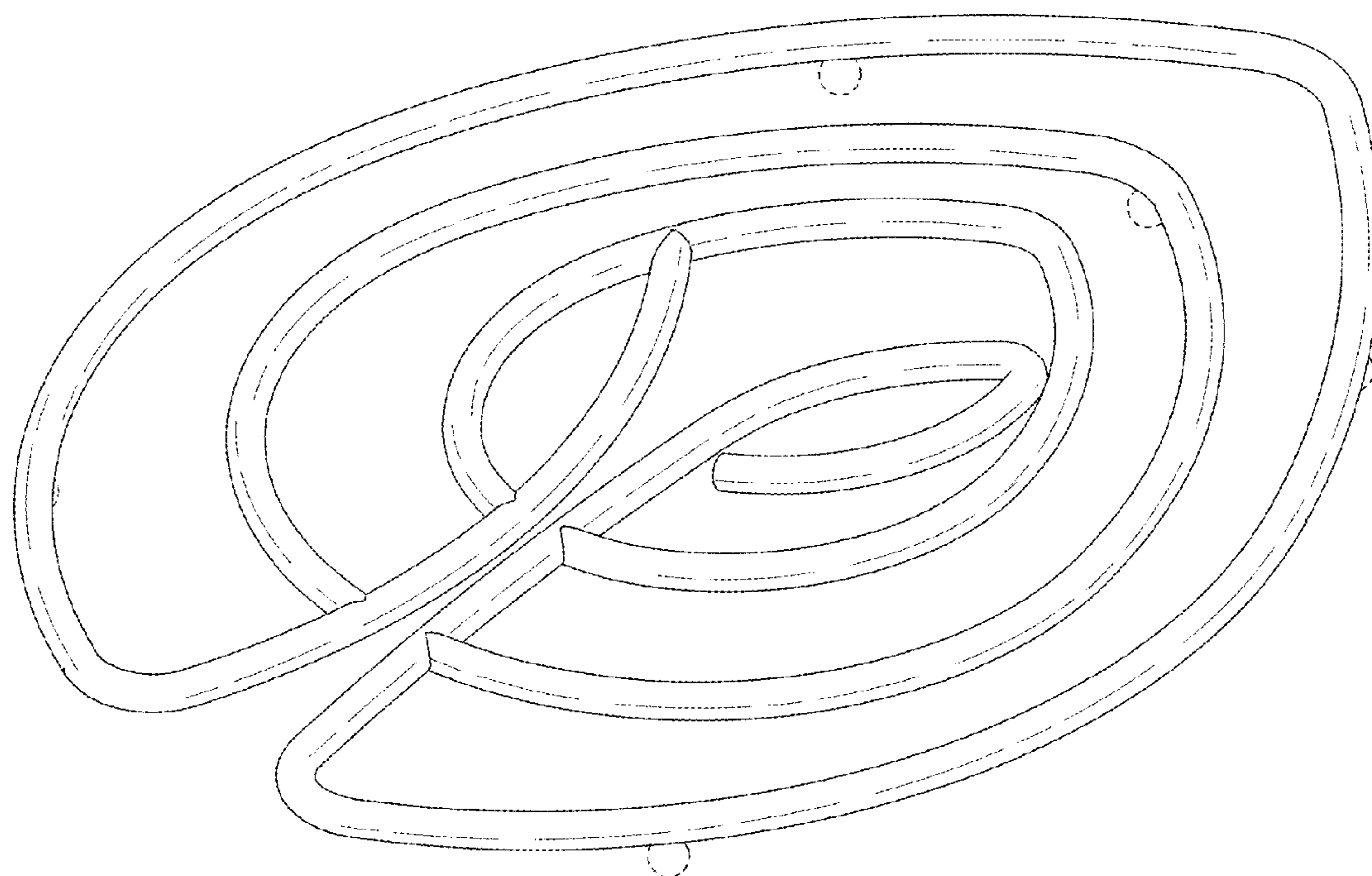


FIG 8