



US00D709311S

(12) **United States Design Patent**
Walsh et al.

(10) **Patent No.:** **US D709,311 S**
(45) **Date of Patent:** **** Jul. 22, 2014**

(54) **MESH GAP SLATED SEATING FOLDING CHAIR BACK**

(56) **References Cited**

U.S. PATENT DOCUMENTS

(71) Applicants: **Robert J. Walsh**, Tobyhanna, PA (US);
Andrew Haingaertner, Rogers, AR (US)

D109,239	S	*	4/1938	Wolpin	D6/370
D199,621	S	*	11/1964	Johnson	D6/374
5,120,071	A		6/1992	Thibault et al.	280/474
D334,299	S	*	3/1993	Embree	D6/379
5,911,469	A		6/1999	Young	297/31
7,017,985	B2		3/2006	Chen	297/56
D538,086	S	*	3/2007	Shake	D6/716.4
D565,332	S	*	4/2008	Erickson	D6/716.4
D577,520	S	*	9/2008	Lee	D6/716.4
D607,223	S	*	1/2010	Adams et al.	D6/370
8,333,430	B2	*	12/2012	Adams et al.	297/452.63
D689,311	S	*	9/2013	Day	D6/716
D690,144	S	*	9/2013	Day	D6/716

(72) Inventors: **Robert J. Walsh**, Tobyhanna, PA (US);
Andrew Haingaertner, Rogers, AR (US)

(**) Term: **14 Years**

(21) Appl. No.: **29/449,689**

* cited by examiner

(22) Filed: **Mar. 15, 2013**

Primary Examiner — Mimoso De

(51) **LOC (10) Cl.** **06-01**

(74) *Attorney, Agent, or Firm* — Keisling & Pieper PLC;
David B. Pieper

(52) **U.S. Cl.**
USPC **D6/716.4**

(57) **CLAIM**

The ornamental design for a mesh gap slated seating folding chair back, as shown and described.

(58) **Field of Classification Search**
CPC A47C 4/28; A47C 4/30; A47C 4/38;
A47C 4/42; A47C 4/48; A47C 4/52; A47C
4/286; A47C 5/04; A47C 5/06; A47C 5/10;
A47C 7/282
USPC D6/334–336, 364, 365, 366, 369, 370,
D6/374, 376, 379, 380, 716, 716.1, 716.2,
D6/716.3, 716.4; 297/16.2, 45, 46, 55, 56,
297/57, 440.11, 452.13, 452.63, 452.64

DESCRIPTION

FIG. 1 is a top view of the mesh gap slated seating folding chair back showing solid fabric slats and mesh filled connecting gaps;
FIG. 2 is a left side view thereof;
FIG. 3 is a front view thereof;
FIG. 4 is a right side view thereof;
FIG. 5 is a back view thereof; and,
FIG. 6 is a bottom view thereof.

See application file for complete search history.

1 Claim, 1 Drawing Sheet

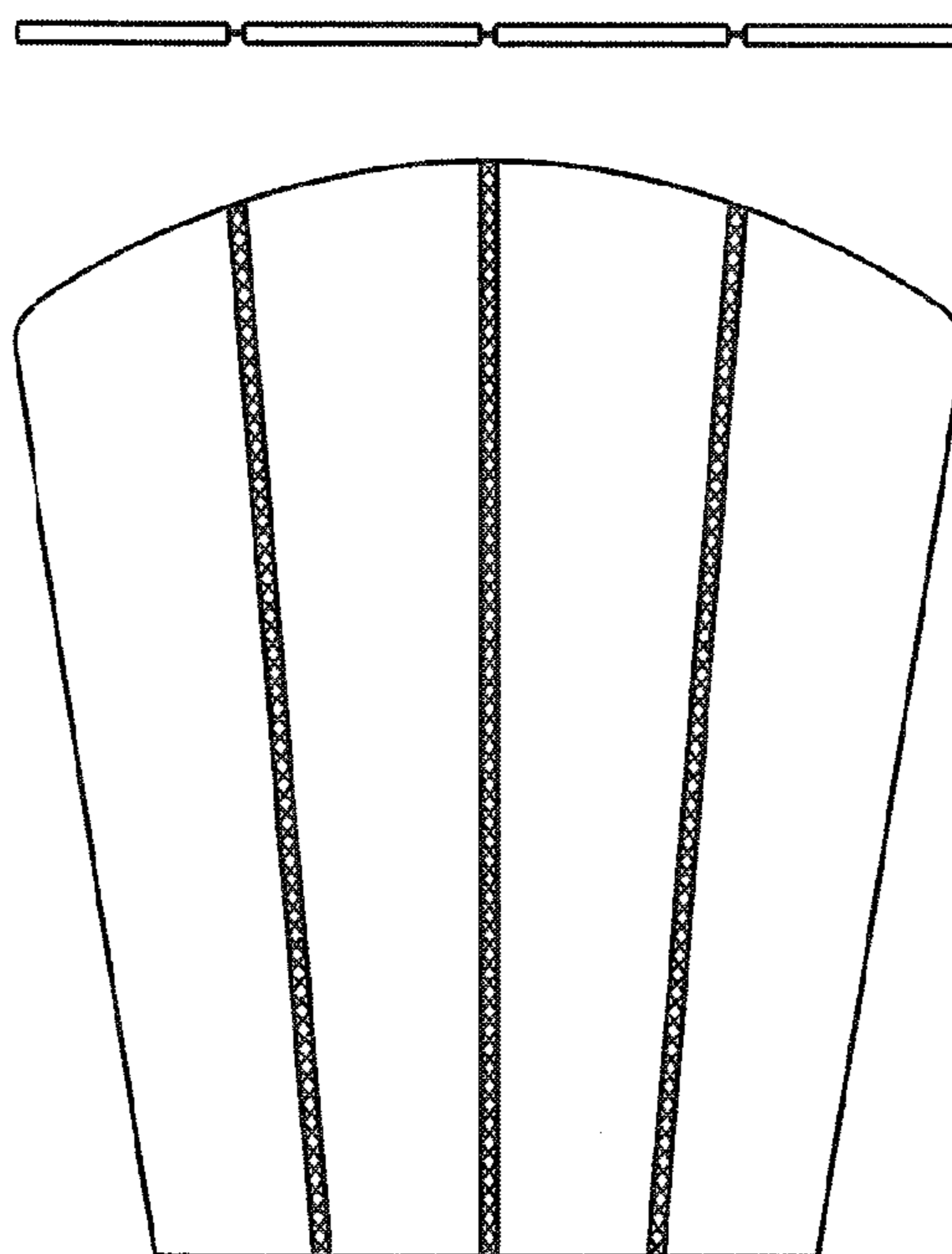




FIG. 1




FIG. 2

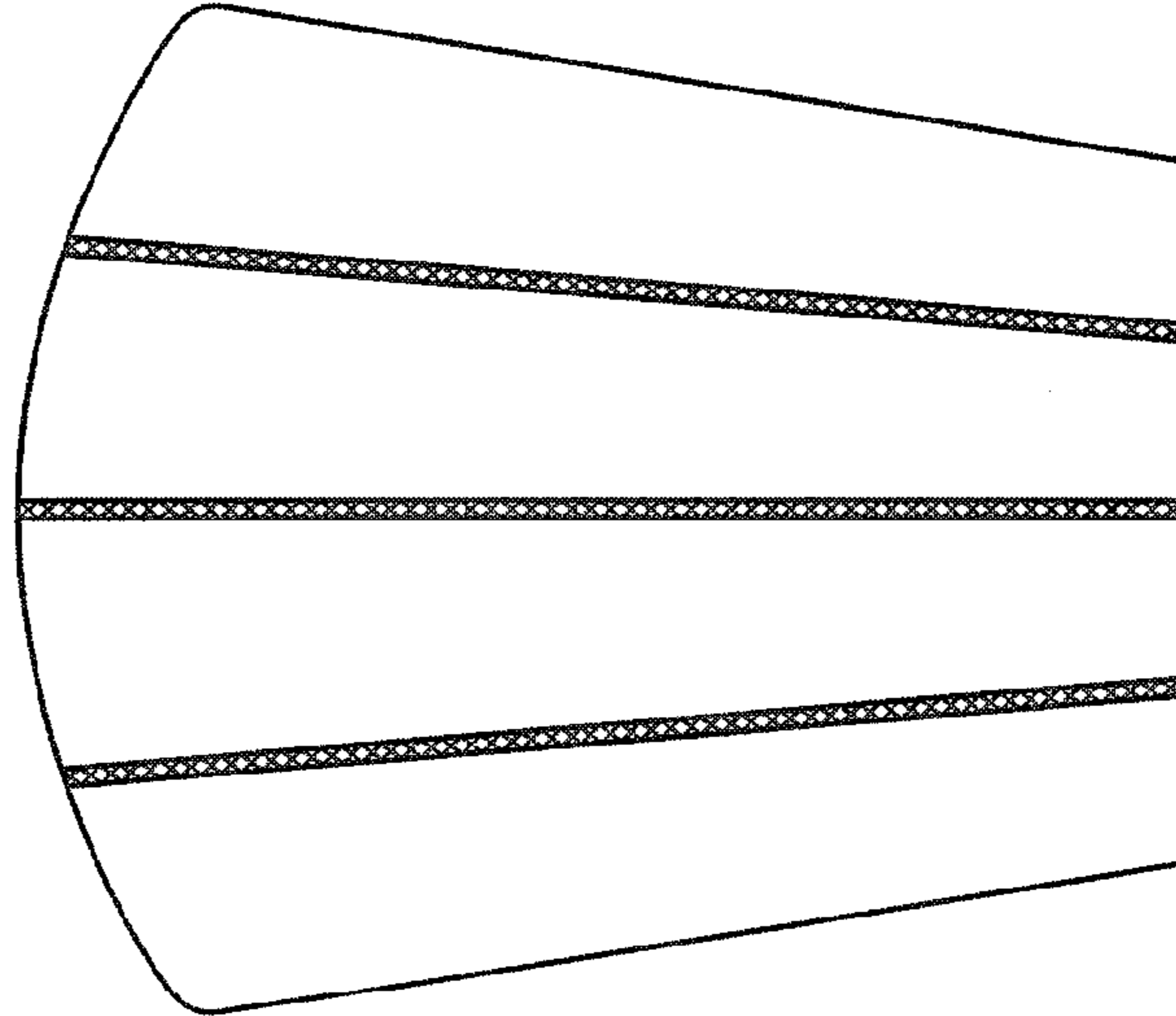


FIG. 3



FIG. 4

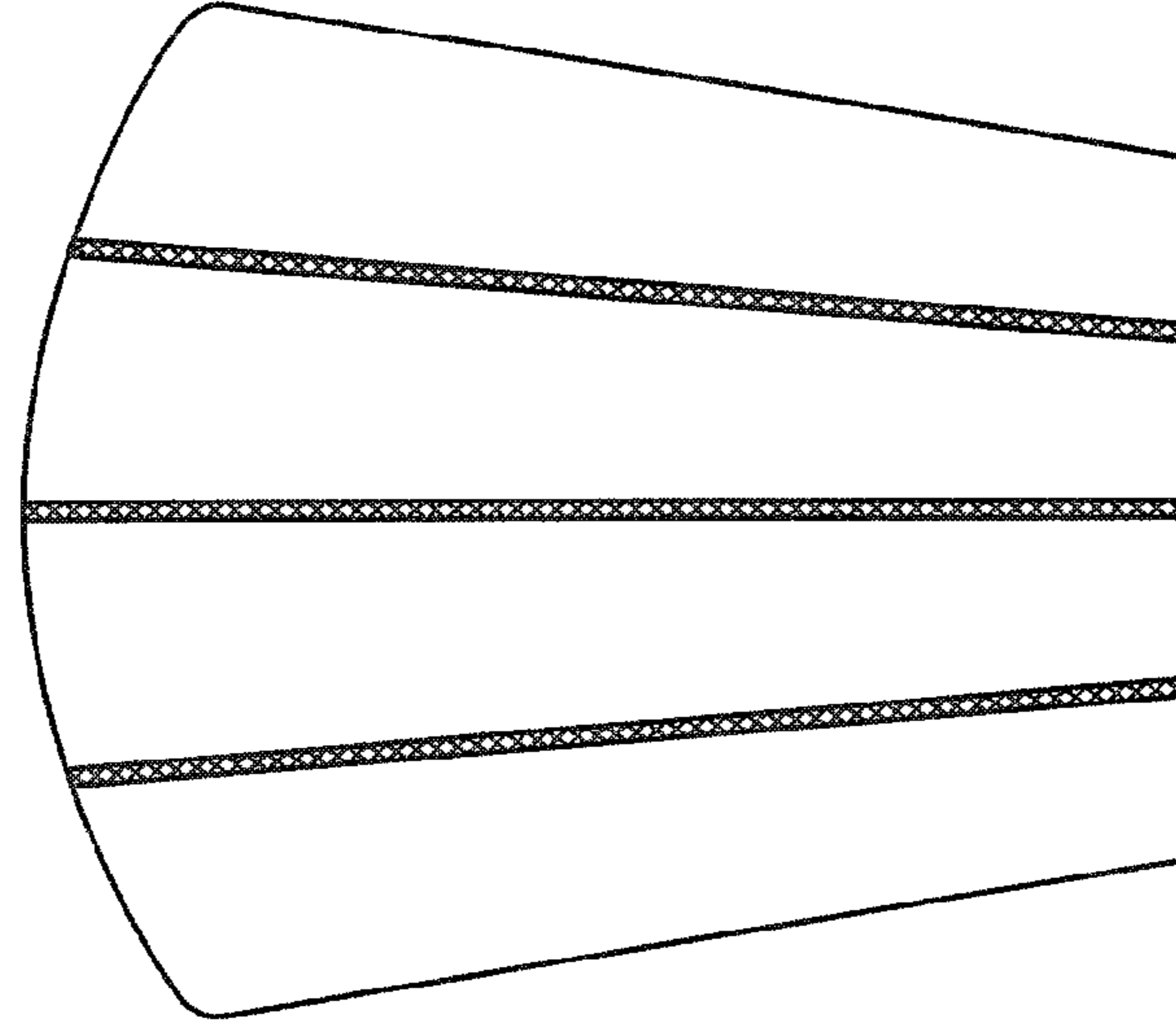


FIG. 5



FIG. 6