



US00D709292S

(12) **United States Design Patent**
Zeldin

(10) **Patent No.:** **US D709,292 S**
(45) **Date of Patent:** **** Jul. 22, 2014**

(54) **HANGER**
(71) Applicant: **Eric Zeldin**, Chagrin Falls, OH (US)
(72) Inventor: **Eric Zeldin**, Chagrin Falls, OH (US)
(**) Term: **14 Years**

(21) Appl. No.: **29/449,041**
(22) Filed: **Mar. 14, 2013**

(51) **LOC (10) Cl.** **06-08**
(52) **U.S. Cl.**
USPC **D6/319**
(58) **Field of Classification Search**
USPC D6/315-328, 672; 223/85-98; 211/10,
211/13.1, 85.2, 86.01, 87.01, 113
See application file for complete search history.

(56) **References Cited**
U.S. PATENT DOCUMENTS

886,042	A *	4/1908	Frear	223/91
2,318,664	A *	5/1943	Bolten et al.	223/92
2,318,770	A *	5/1943	Freeman	223/91
D140,337	S *	2/1945	Hill	D6/319
D140,399	S *	2/1945	Leifer et al.	D6/318
2,378,578	A *	6/1945	Oskow	223/90
2,413,221	A *	12/1946	Elston	223/89
2,877,939	A *	3/1959	Dolnick	223/88
3,054,538	A *	9/1962	Rubin et al.	223/88
3,194,458	A *	7/1965	Bennett	223/92
3,702,166	A *	11/1972	Jaffe	223/85
D234,737	S *	4/1975	Tweedie	D6/319
4,382,531	A *	5/1983	Bisk et al.	223/91
D269,238	S *	6/1983	Bisk et al.	D6/317
D318,573	S	7/1991	Abdi		
5,381,938	A *	1/1995	Vasudeva	223/85
5,642,840	A	7/1997	Abdi		

D431,376	S	10/2000	Abdi		
6,126,049	A *	10/2000	Gish	223/96
6,260,746	B1	7/2001	Abdi		
6,315,176	B1	11/2001	Abdi		
D498,933	S	11/2004	Abdi		
D502,006	S	2/2005	Abdi		
D507,705	S	7/2005	Abdi et al.		
D525,061	S	7/2006	Abdi et al.		
7,188,741	B1	3/2007	Abdi et al.		
7,237,687	B1	7/2007	Abdi		
D591,055	S	4/2009	Abdi et al.		
D660,603	S *	5/2012	Johnson et al.	D6/317
8,201,310	B1	6/2012	Abdi et al.		

OTHER PUBLICATIONS

Merrick Engineering, Inc., Products, website, Sep. 27, 2013, <http://www.merrickengineering.com/product.html>.

* cited by examiner

Primary Examiner — Derrick Holland

Assistant Examiner — Lauren Calve

(74) *Attorney, Agent, or Firm* — Kegler Brown Hill & Ritter; James J. Pingor

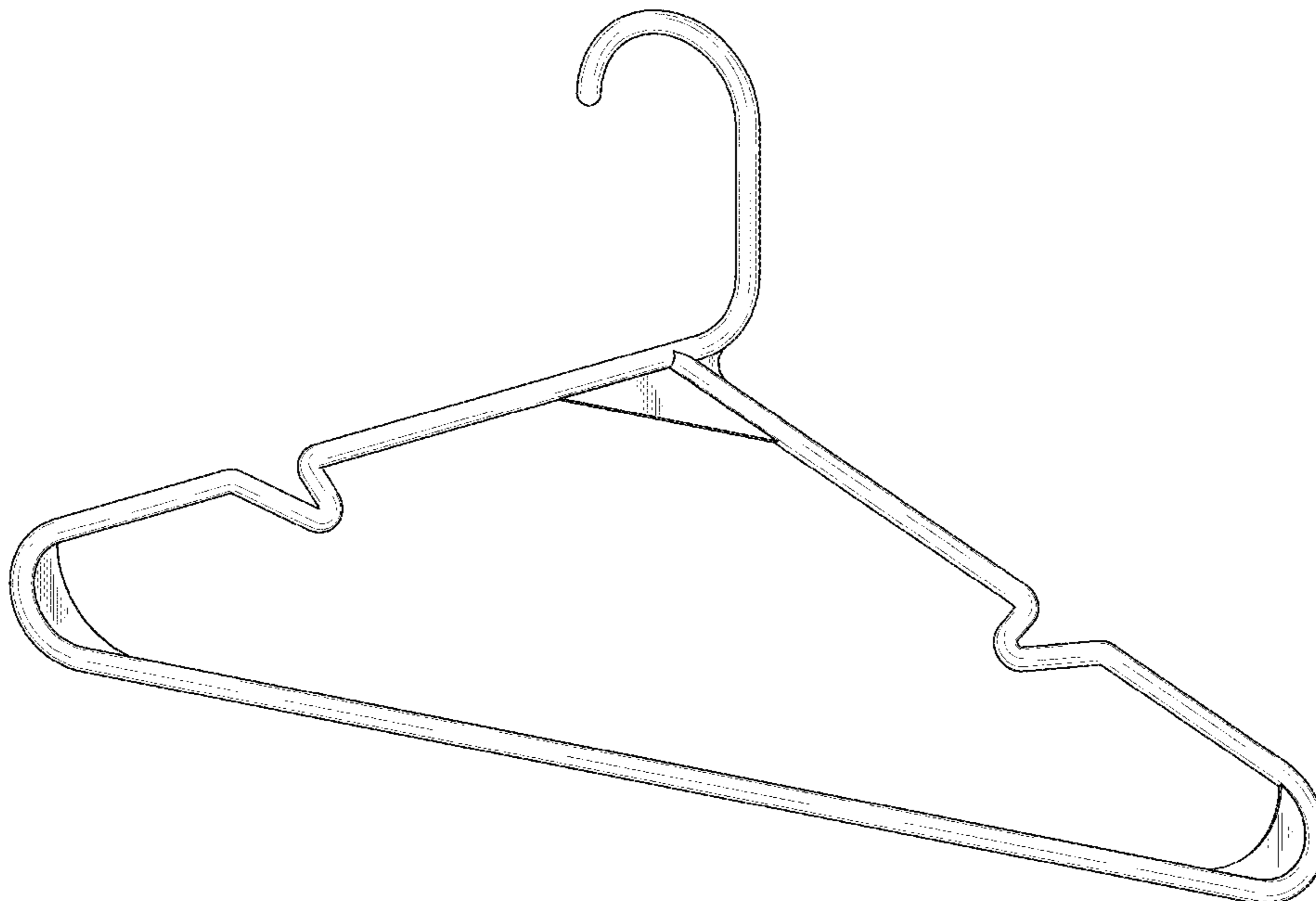
(57) **CLAIM**

I claim the ornamental design for a hanger, as shown and described.

DESCRIPTION

FIG. 1 is a right front perspective view of a hanger;
FIG. 2 is a front view thereof;
FIG. 3 is a top view thereof;
FIG. 4 is a bottom view thereof;
FIG. 5 is a left side view thereof; and,
FIG. 6 is a right side view thereof.

1 Claim, 3 Drawing Sheets



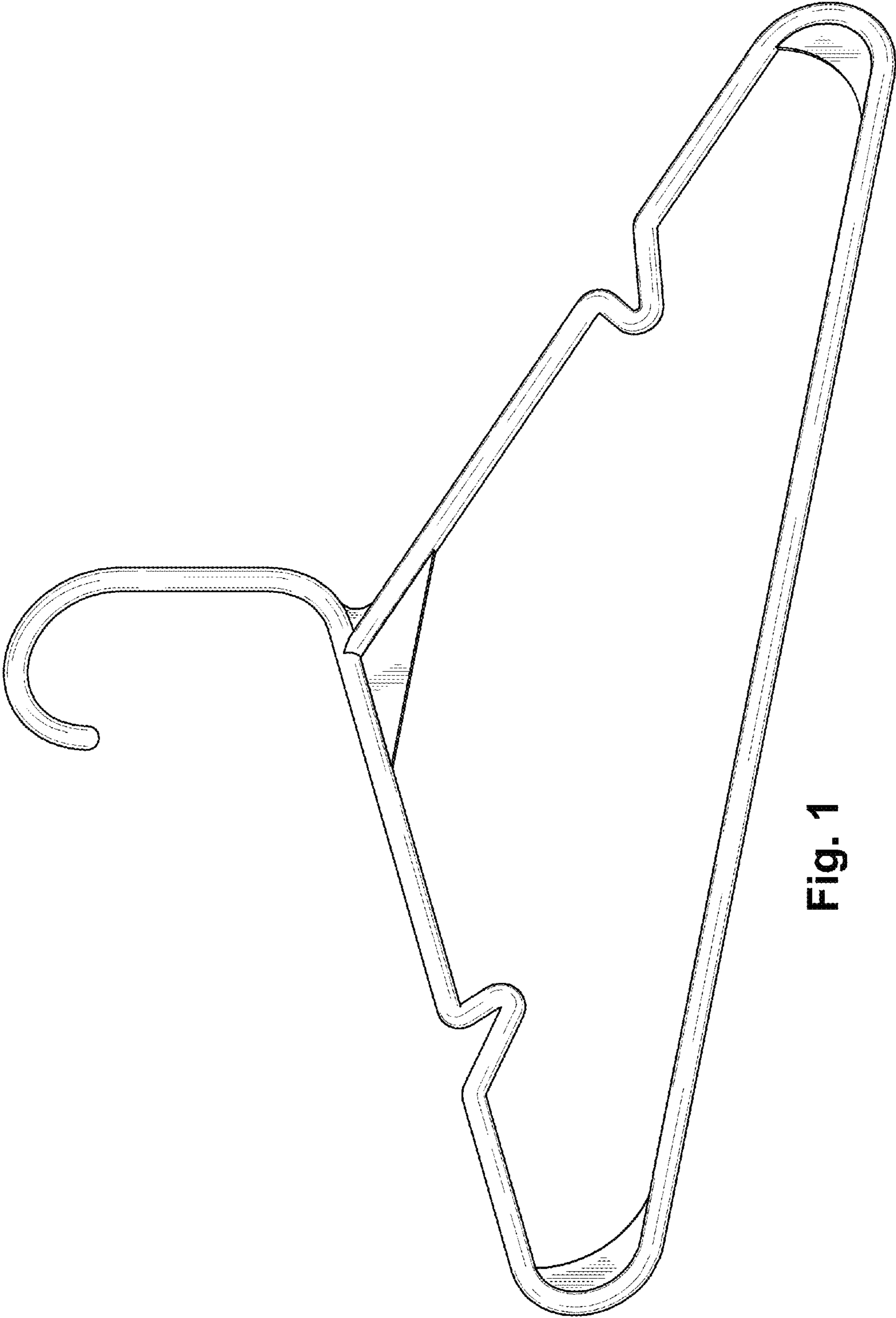


Fig. 1

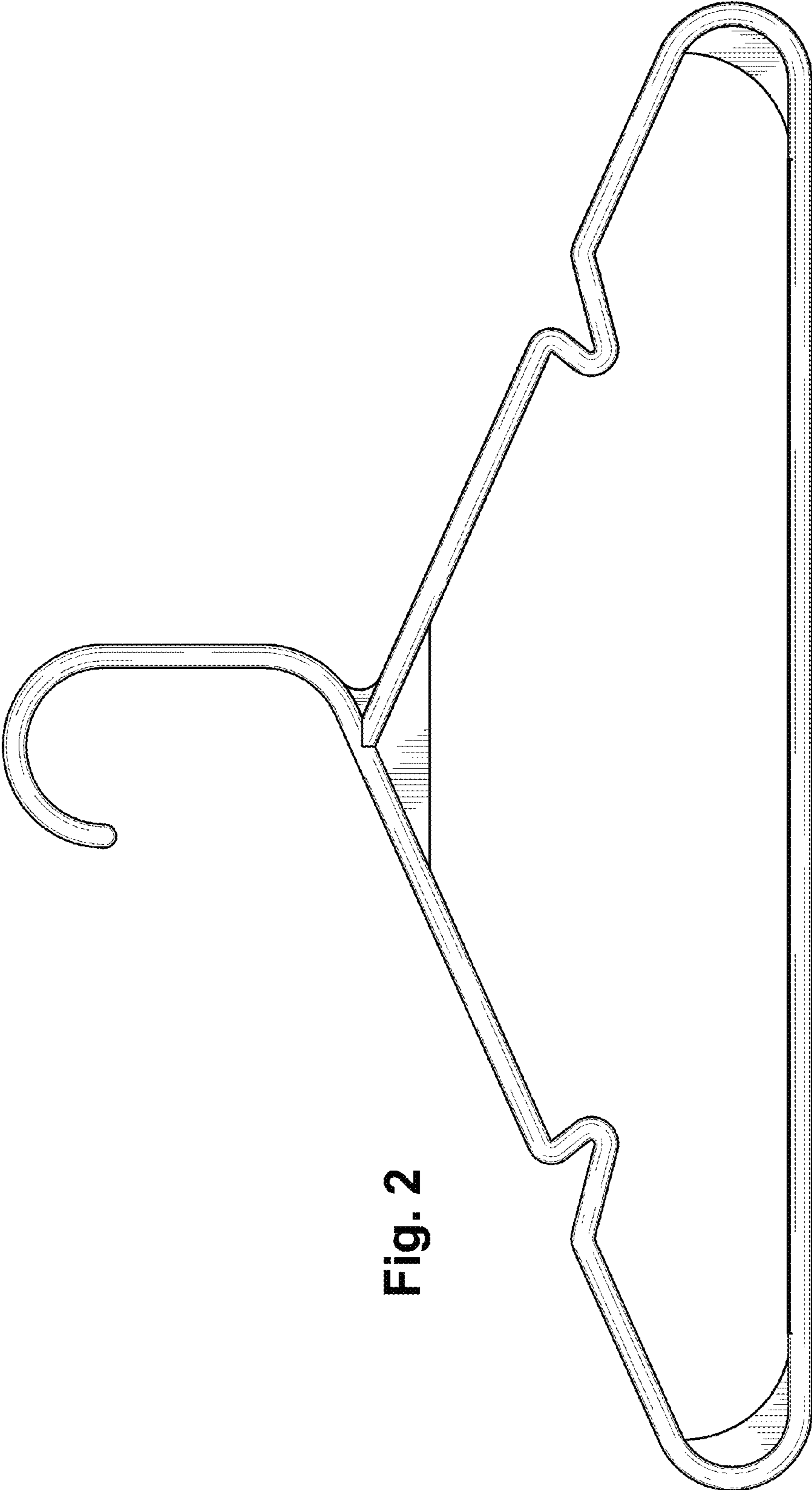


Fig. 2




Fig. 3




Fig. 4




Fig. 5




Fig. 6