



US00D709290S

(12) **United States Design Patent**  
**Dervishi**

(10) **Patent No.:** **US D709,290 S**  
(45) **Date of Patent:** **\*\* Jul. 22, 2014**

(54) **LUGGAGE PULL**

(71) Applicant: **Clyde H. Dervishi**, Boca Raton, FL  
(US)

(72) Inventor: **Clyde H. Dervishi**, Boca Raton, FL  
(US)

(\*\*) Term: **14 Years**

(21) Appl. No.: **29/433,512**

(22) Filed: **Oct. 1, 2012**

(51) **LOC (10) Cl.** ..... **03-01**

(52) **U.S. Cl.**  
USPC ..... **D3/318**

(58) **Field of Classification Search**  
USPC ..... D3/234, 255, 271.9, 320, 256, 262, 279,  
D3/299, 301, 303, 318, 319, 273, 289, 292,  
D3/294-296, 232, 244; D9/424, 420;  
D27/189; 206/349; 220/833; 312/902;  
190/100

See application file for complete search history.

(56) **References Cited**

**U.S. PATENT DOCUMENTS**

4,537,436	A *	8/1985	Pfortmiller	294/150
4,629,103	A *	12/1986	Miller	224/250
4,730,863	A *	3/1988	Guadnola	294/156
4,815,642	A *	3/1989	Ray	224/258

4,867,359	A *	9/1989	Donovan	224/602
5,150,938	A *	9/1992	Gans	294/156
5,240,300	A *	8/1993	Ramsey	294/153
5,853,213	A *	12/1998	Simpson	294/158
5,908,206	A *	6/1999	LoPresti, Jr.	280/814
D453,366	S *	2/2002	French	D21/774
D463,124	S *	9/2002	Godshaw et al.	D3/318
6,454,335	B1 *	9/2002	Wishnick	294/141
6,457,763	B2 *	10/2002	Cornelius	294/153
6,578,231	B1 *	6/2003	Godshaw et al.	16/114.1
D486,879	S *	2/2004	Powell et al.	D22/199
8,082,821	B2 *	12/2011	Wise et al.	81/3.09
D691,006	S *	10/2013	Randall	D8/14
8,616,600	B2 *	12/2013	Owen	294/154
2003/0111856	A1 *	6/2003	Hewett	294/150

\* cited by examiner

*Primary Examiner* — Sandra Snapp

(74) *Attorney, Agent, or Firm* — Robert C. Kain, Jr.

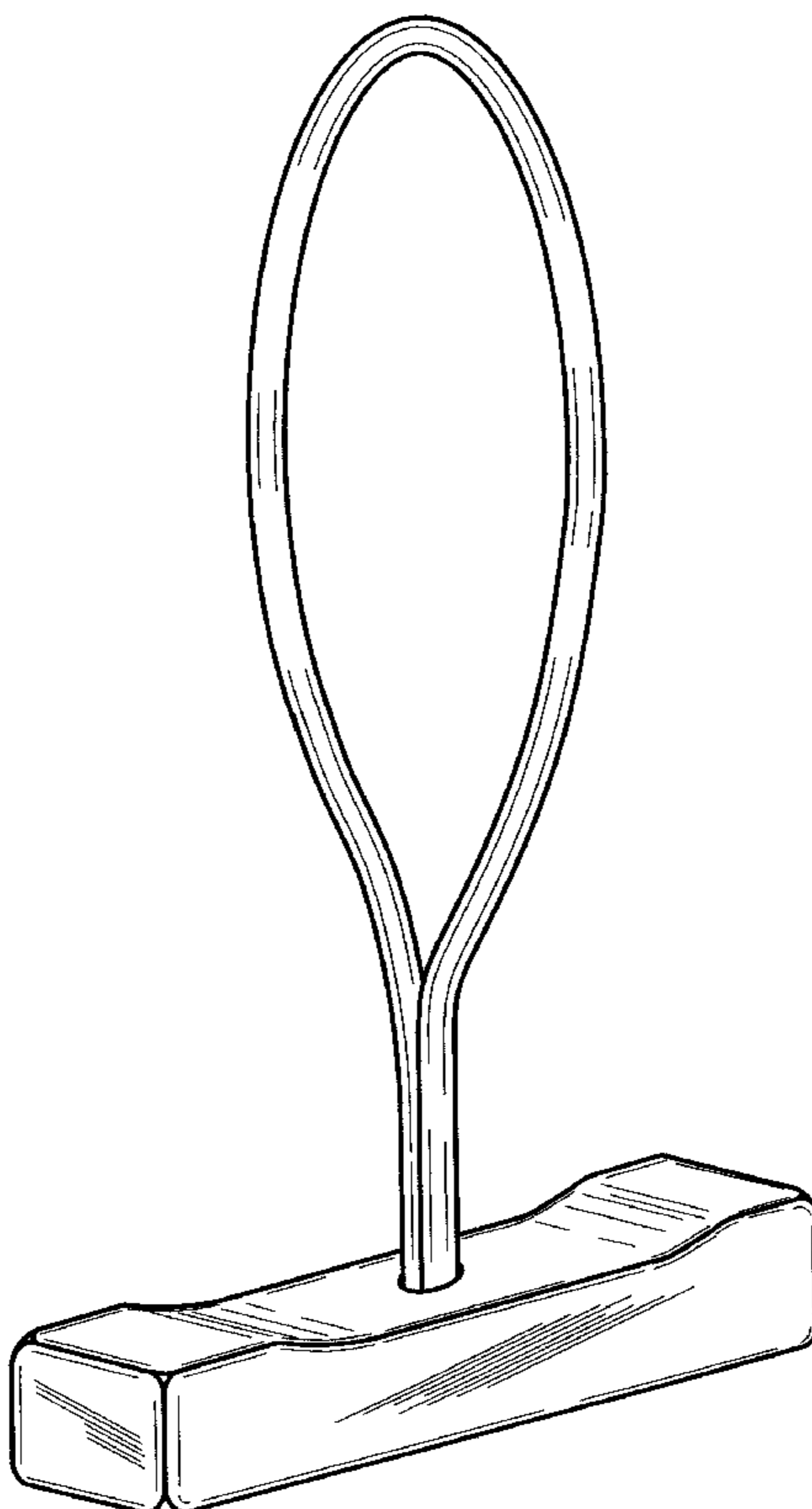
(57) **CLAIM**

I claim the ornamental design for the luggage pull, as shown.

**DESCRIPTION**

FIG. 1 is perspective view of the luggage pull.  
FIG. 2 is a front elevational view of the luggage pull.  
FIG. 3 is a top view of the luggage pull.  
FIG. 4 is a left side view of the luggage pull.  
FIG. 5 is a right side view of the luggage pull.  
FIG. 6 is a bottom view of the luggage pull; and,  
FIG. 7 is a rear view of the luggage pull.

**1 Claim, 4 Drawing Sheets**



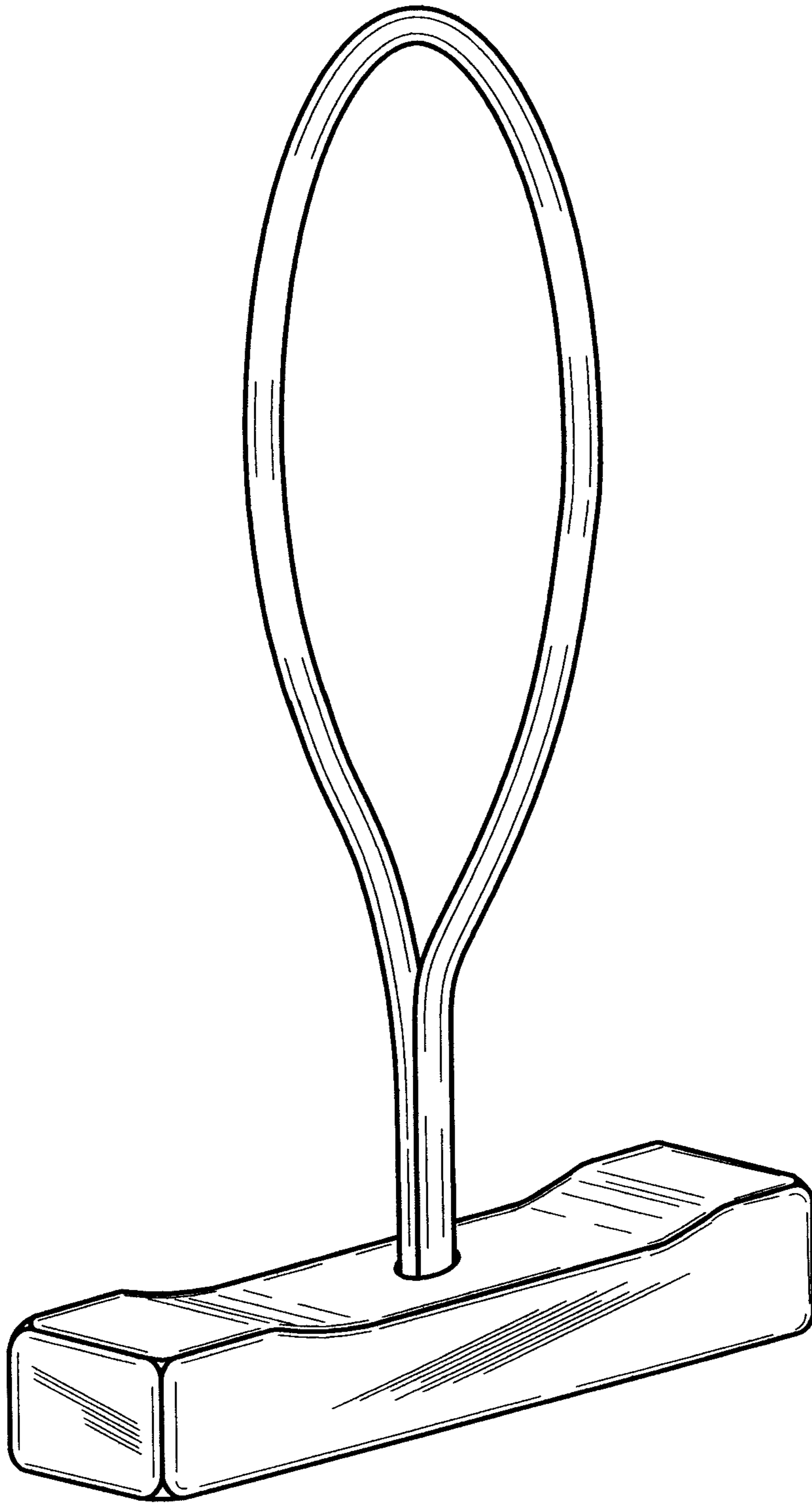


FIG. 1

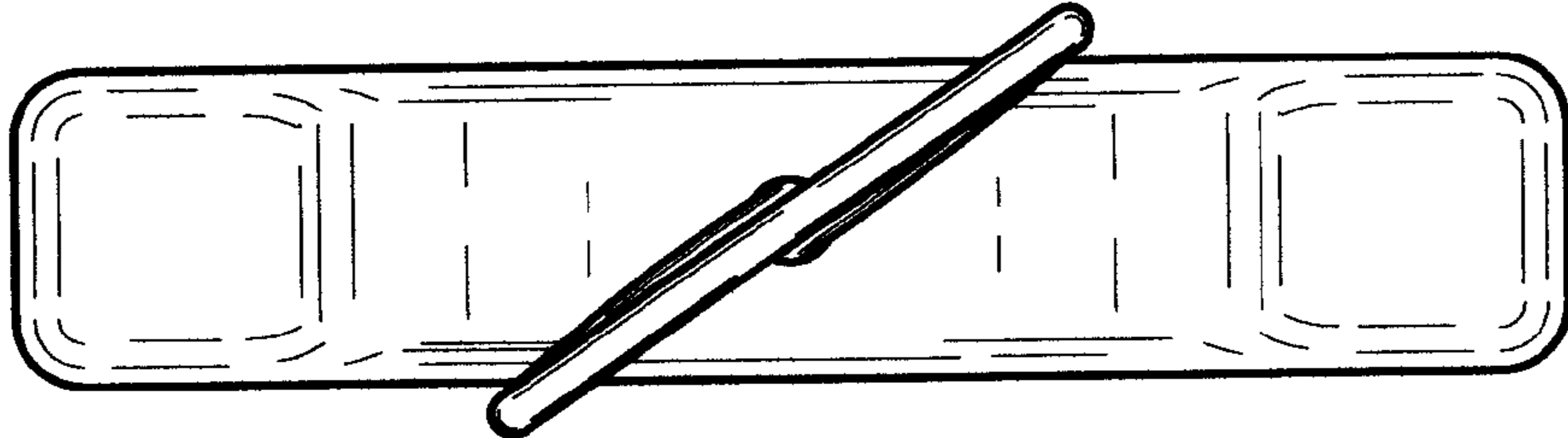


FIG.3

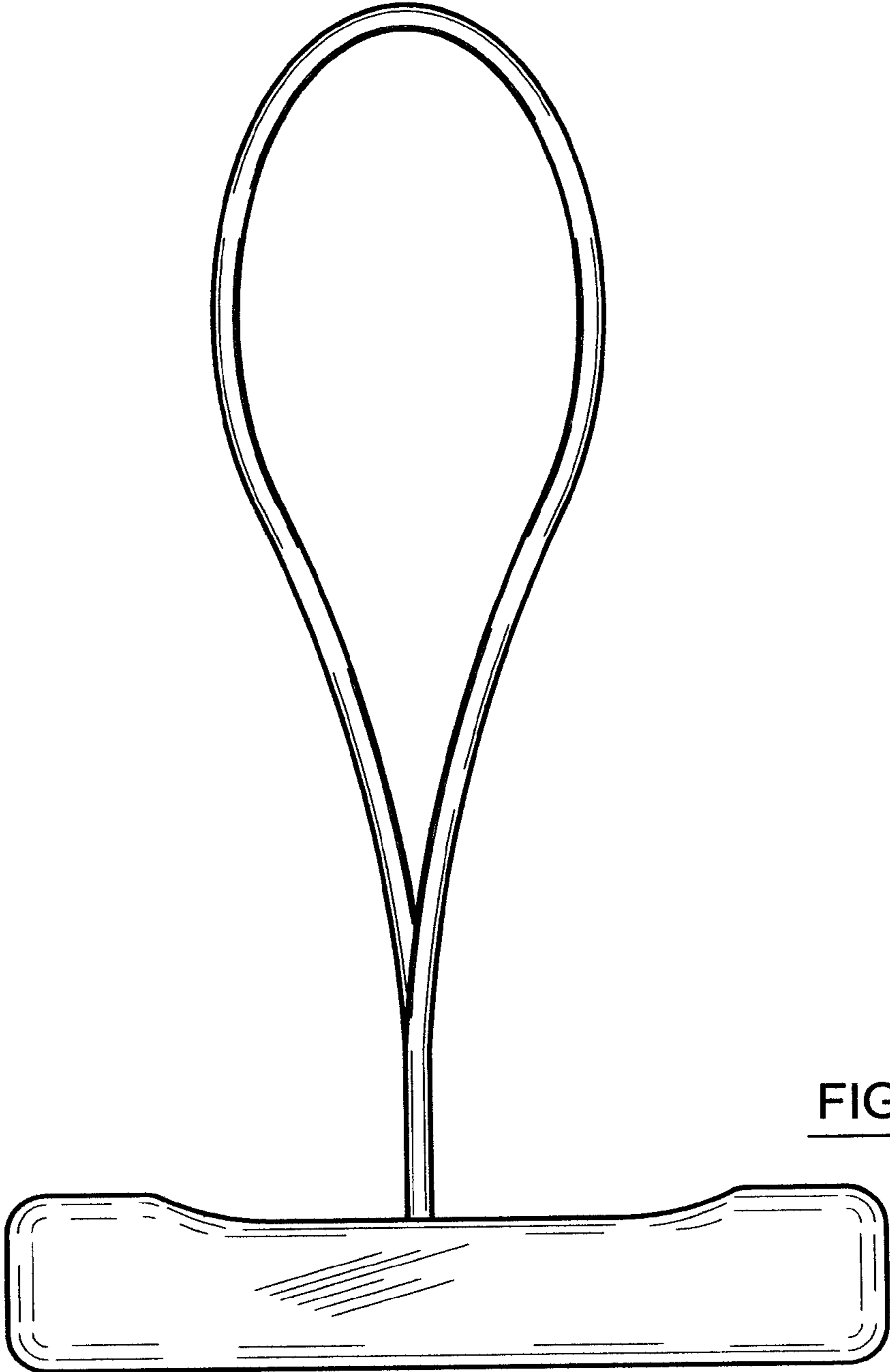


FIG.2

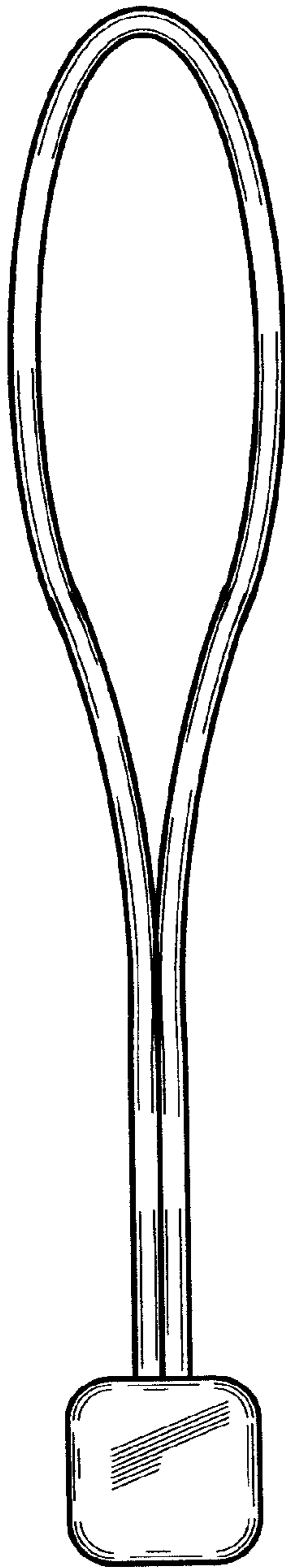


FIG. 4

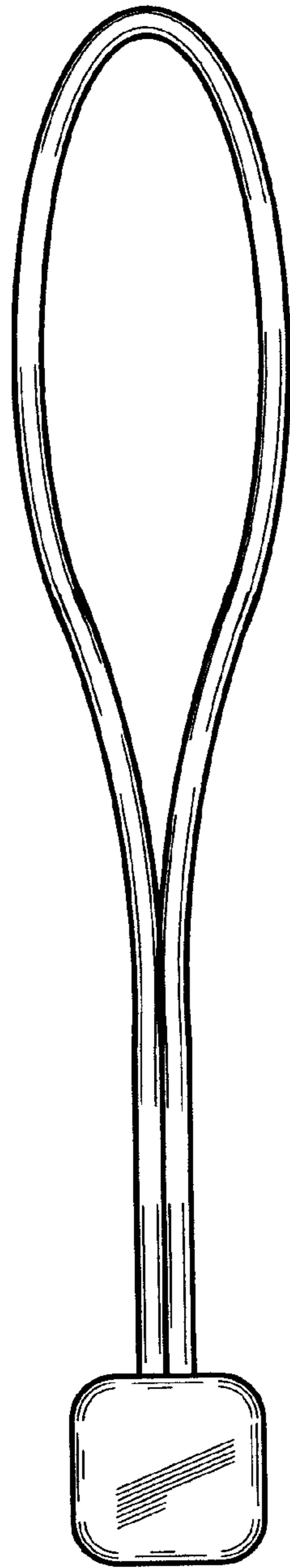


FIG. 5

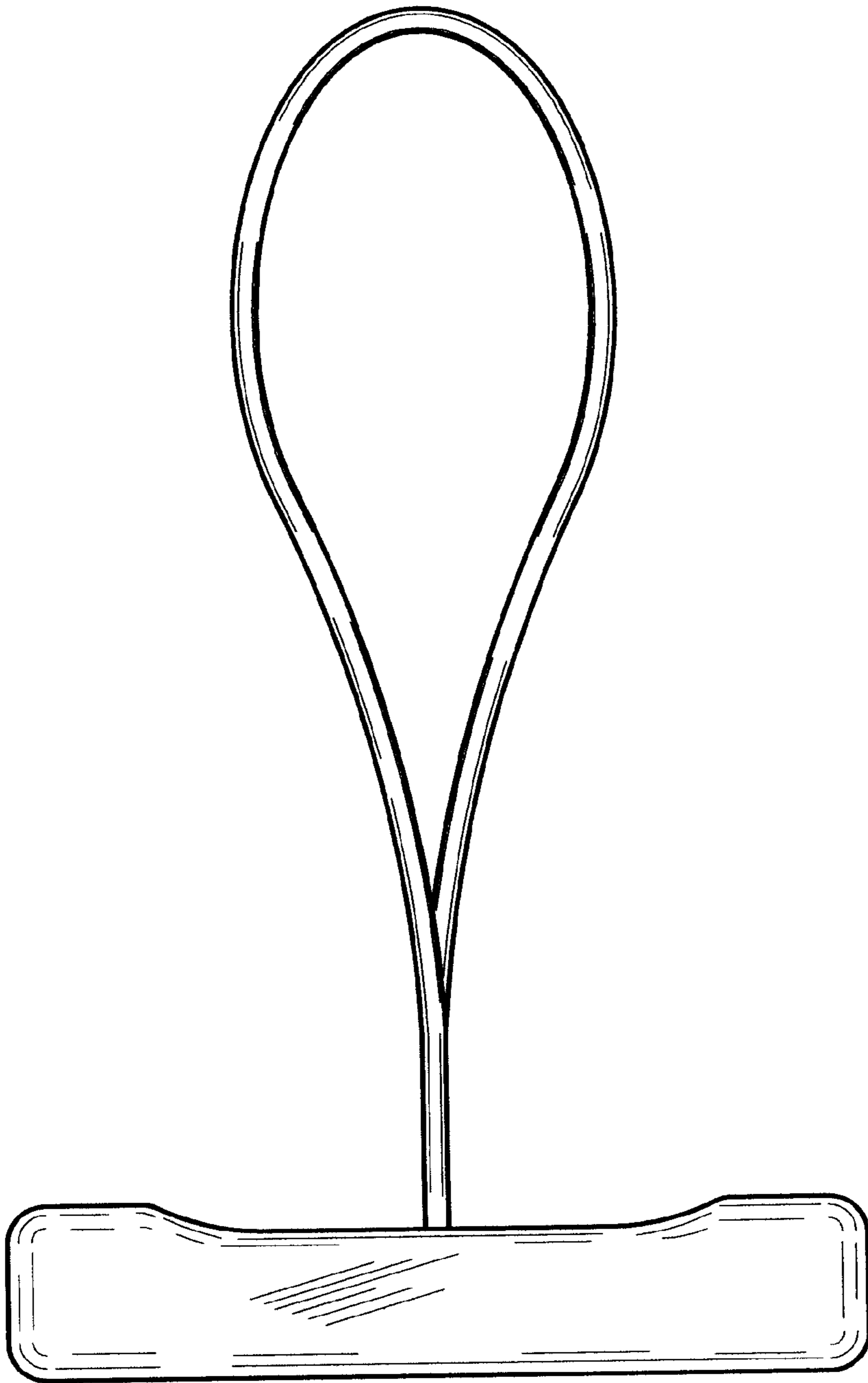


FIG. 7




FIG. 6