



US00D709284S

(12) **United States Design Patent**
Bartholomew

(10) **Patent No.:** **US D709,284 S**

(45) **Date of Patent:** **** Jul. 22, 2014**

(54) **PERSONALIZED GUITAR-SHAPED
KEYCHAIN**

(71) Applicant: **John Bartholomew**, Ogden, UT (US)

(72) Inventor: **John Bartholomew**, Ogden, UT (US)

(**) Term: **14 Years**

(21) Appl. No.: **29/440,002**

(22) Filed: **Dec. 18, 2012**

(51) **LOC (10) Cl.** **03-01**

(52) **U.S. Cl.**
USPC **D3/211**

(58) **Field of Classification Search**

USPC D11/1-2, 14, 26-29, 89-92, 44, 48, 81,
D11/99, 79; 63/26-28, 32; D3/207-212;
D8/16, 38, 347, 348, 33; 70/456 B, 457,
70/458; 206/37.1; D21/576, 593, 594,
D21/606, 609, 610, 611, 659, 660;
D30/157; 54/83.1

See application file for complete search history.

(56) **References Cited**

U.S. PATENT DOCUMENTS

D449,500 S * 10/2001 Kelleghan D8/38
D615,293 S * 5/2010 Glaser D3/207
D615,748 S * 5/2010 Glaser D3/207
D620,698 S * 8/2010 Glaser D3/207
D626,328 S * 11/2010 Glaser D3/207

D632,947 S * 2/2011 Rand D8/348

* cited by examiner

Primary Examiner — Ralf Seifert

(74) *Attorney, Agent, or Firm* — Matthew W. Mitchell

(57) **CLAIM**

The ornamental design for a personalized guitar-shaped keychain, as shown.

DESCRIPTION

FIG. 1 is a top plan view in elevation of the personalized guitar-shaped keychain;

FIG. 2 is a side view of the personalized guitar-shaped keychain of the present invention, as seen from the bottom side of FIG. 1;

FIG. 3 is a side view of the personalized guitar-shaped keychain of the present invention, as seen from the top side of FIG. 1;

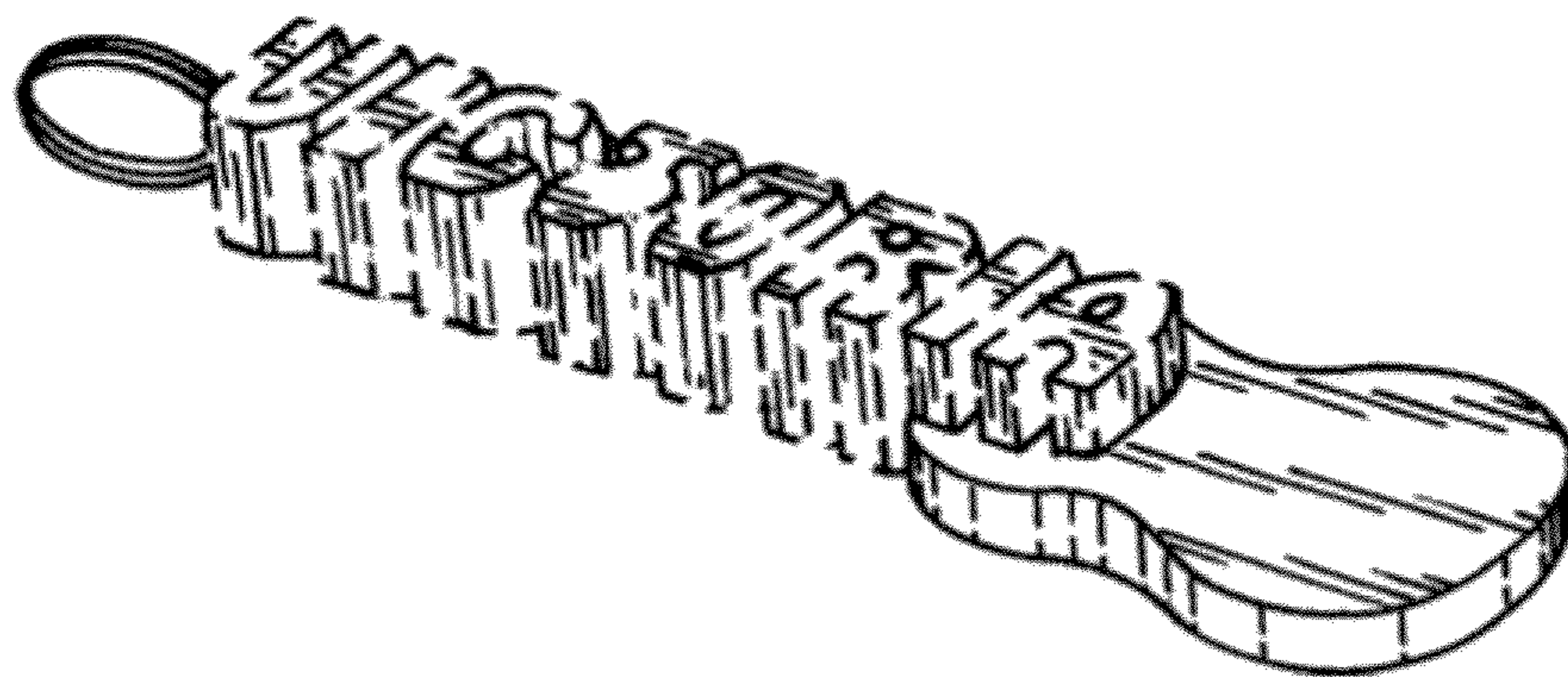
FIG. 4 is a side view of the personalized guitar-shaped keychain of FIG. 1, as seen from the left side of FIG. 1;

FIG. 5 is a side view of the personalized guitar-shaped keychain of FIG. 1, as seen from the right side of FIG. 1; and,

FIG. 6 is front perspective of the personalized guitar-shaped keychain of FIG. 1, as seen from the left side of FIG. 4.

The broken line showing a personalized name in the middle of the design is included for the purposes of illustrating an exemplary personalized name and forms no part of the claimed design.

1 Claim, 1 Drawing Sheet






FIG. 1



FIG. 2



FIG. 3




FIG. 4




FIG. 5

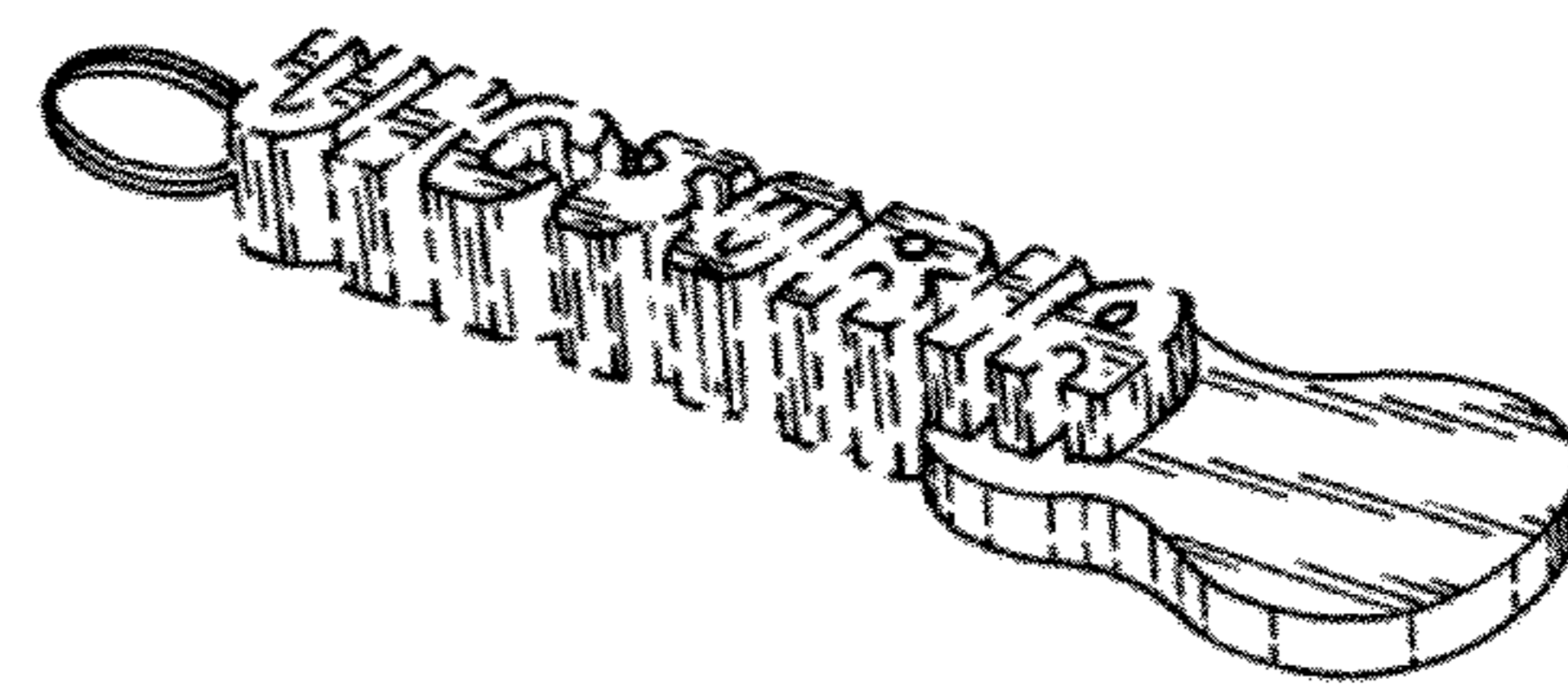


FIG. 6