



US00D709283S

(12) **United States Design Patent**
Adelman

(10) **Patent No.:** **US D709,283 S**
(45) **Date of Patent:** **** Jul. 22, 2014**

(54) **SECURE CARABINEER KEY RING**
(71) Applicant: **Nite Ize, Inc.**, Boulder, CO (US)
(72) Inventor: **Gregory M. Adelman**, Boulder, CO (US)
(**) Term: **14 Years**
(21) Appl. No.: **29/461,938**
(22) Filed: **Jul. 29, 2013**
(51) **LOC (10) Cl.** **03-01**
(52) **U.S. Cl.**
USPC **D3/210**
(58) **Field of Classification Search**
CPC A44B 9/12
USPC D11/1-2, 14, 26-29, 89-92, 44, 48, 81,
D11/99, 79; 63/26-28, 32; D3/207-212;
D8/16, 38, 347, 348, 33, 356, 34;
70/456 B, 457, 458; 206/37.1;
D21/576, 593, 594, 606, 609, 610, 611,
D21/659, 660; D30/157; 54/83.1
See application file for complete search history.

D449,438 S * 10/2001 Simond D3/210
D472,701 S * 4/2003 Christophe D3/210
D485,059 S * 1/2004 Pestone D3/210
D490,236 S * 5/2004 Howard D3/207
D639,046 S * 6/2011 Ormsbee et al. D3/207
8,028,556 B2 * 10/2011 Brown 70/456 R

* cited by examiner

Primary Examiner — Ralf Seifert
(74) *Attorney, Agent, or Firm* — Squire Patton Boggs (US) LLP

(57) **CLAIM**
The ornamental design for a secure carabineer key ring, as shown and described.

DESCRIPTION

FIG. 1 is a front perspective view of a secure carabineer key ring;
FIG. 2 is a rear perspective view of the secure carabineer key ring of FIG. 1;
FIG. 3 is a front view of the secure carabineer key ring of FIG. 1;
FIG. 4 is a rear view of the secure carabineer key ring of FIG. 1;
FIG. 5 is a left view of the secure carabineer key ring of FIG. 1;
FIG. 6 is a right view of the secure carabineer key ring of FIG. 1;
FIG. 7 is a top view of the secure carabineer key ring of FIG. 1; and,
FIG. 8 is a bottom view of the secure carabineer key ring of FIG. 1.

1 Claim, 3 Drawing Sheets

(56) **References Cited**
U.S. PATENT DOCUMENTS
1,232,626 A * 7/1917 Trieschmann 70/458
2,876,520 A * 3/1959 Sporkland 24/600.4
4,077,243 A * 3/1978 Tyson 70/459
5,915,946 A * 6/1999 Nakajima 43/44.86
6,003,352 A * 12/1999 Yu 70/459

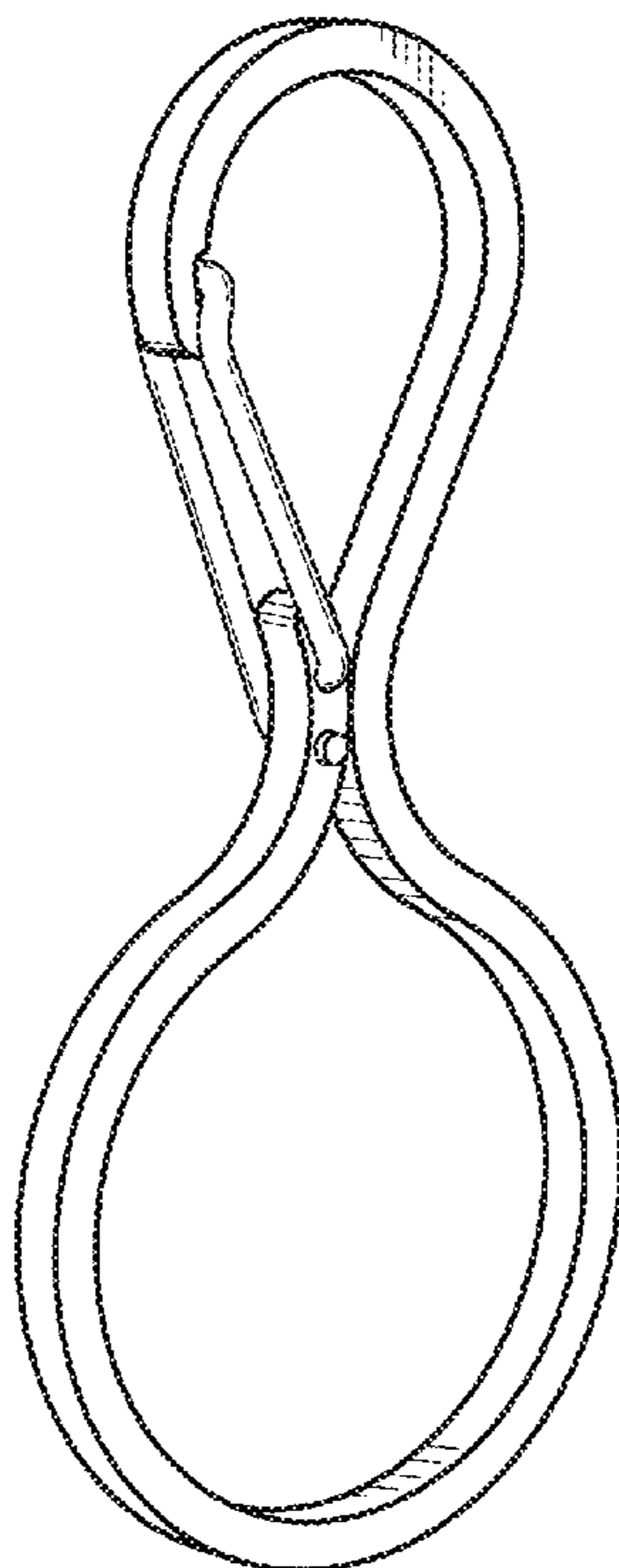


FIG. 1

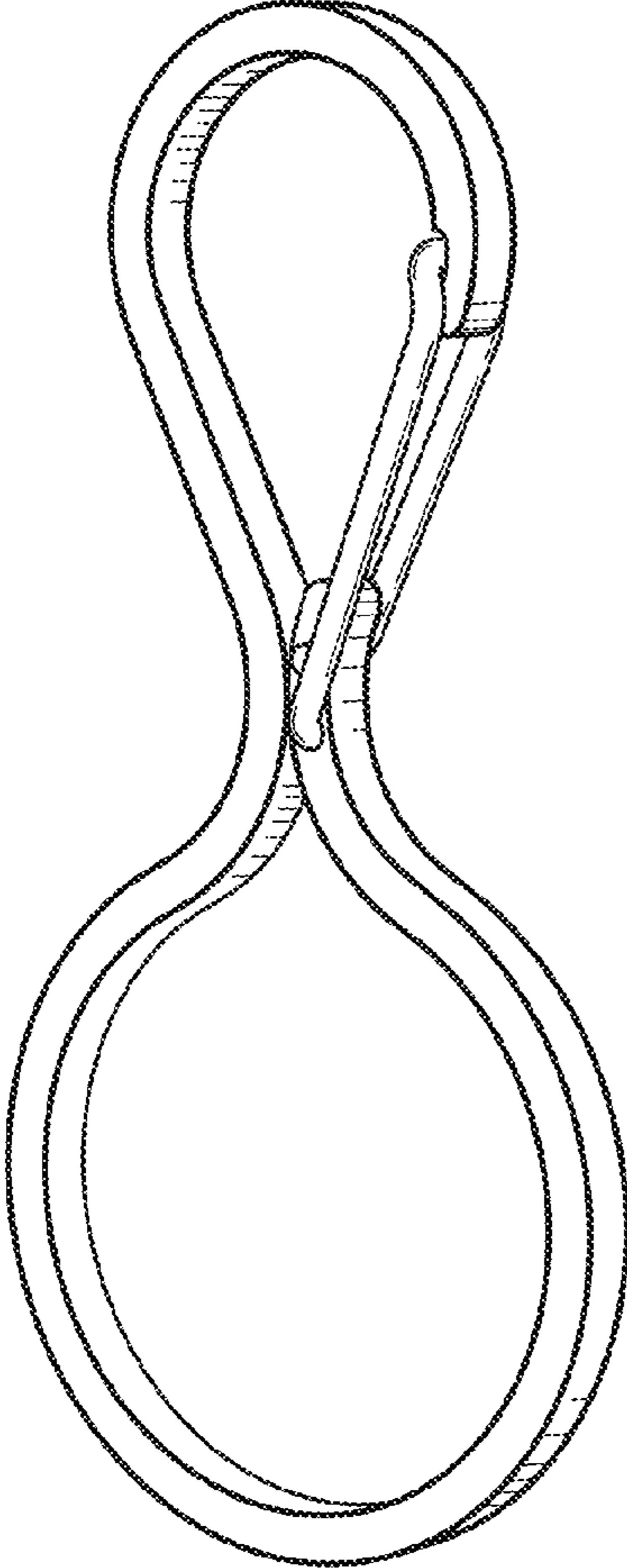


FIG. 2

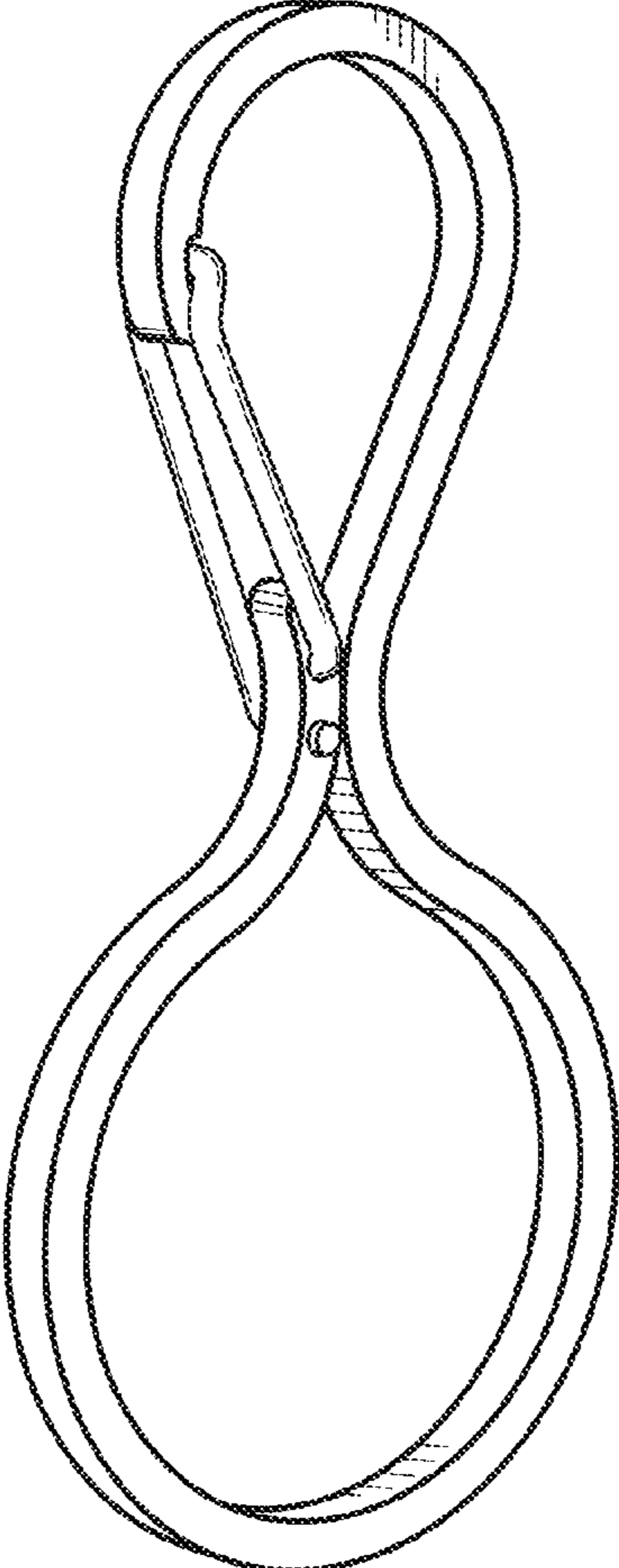


FIG. 3

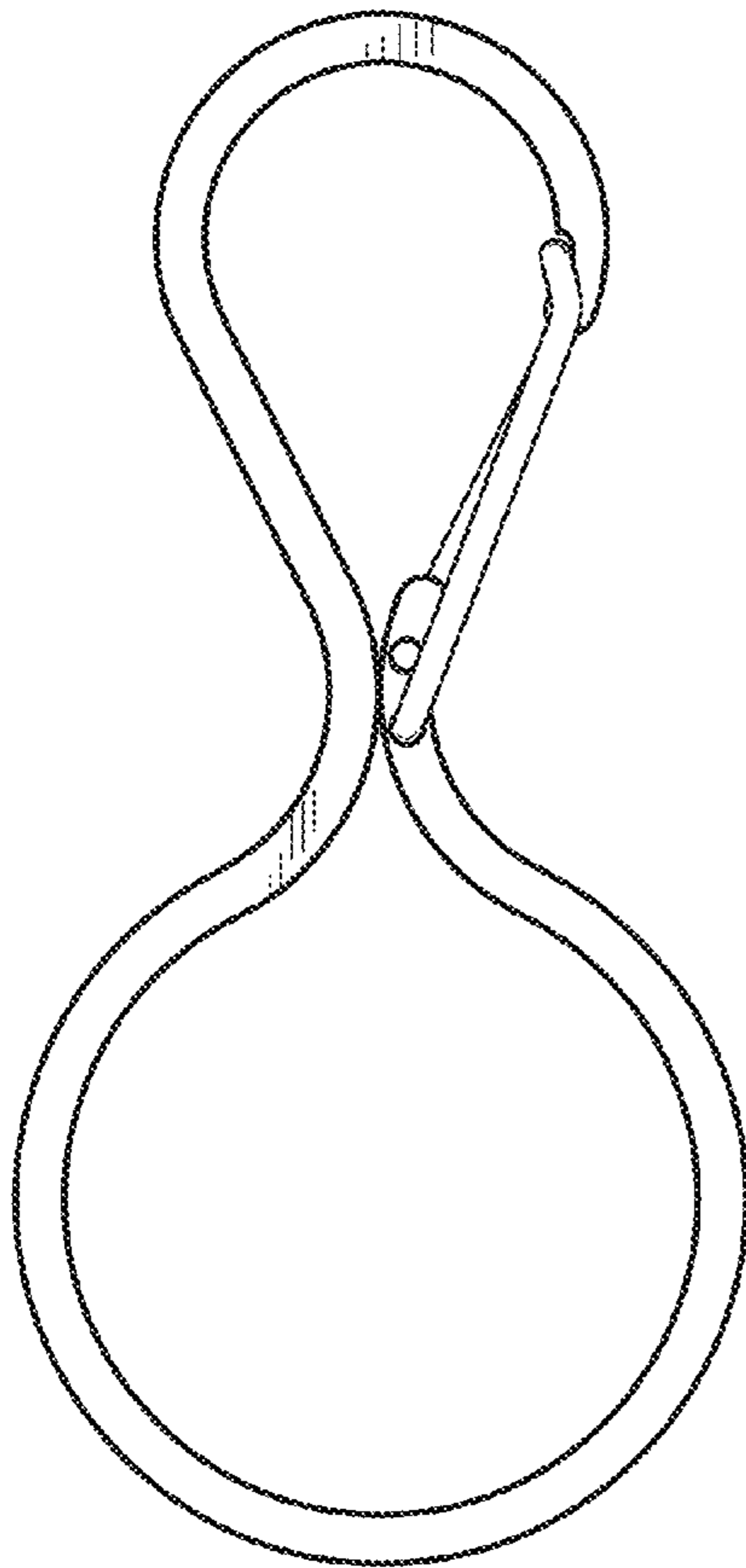


FIG. 4

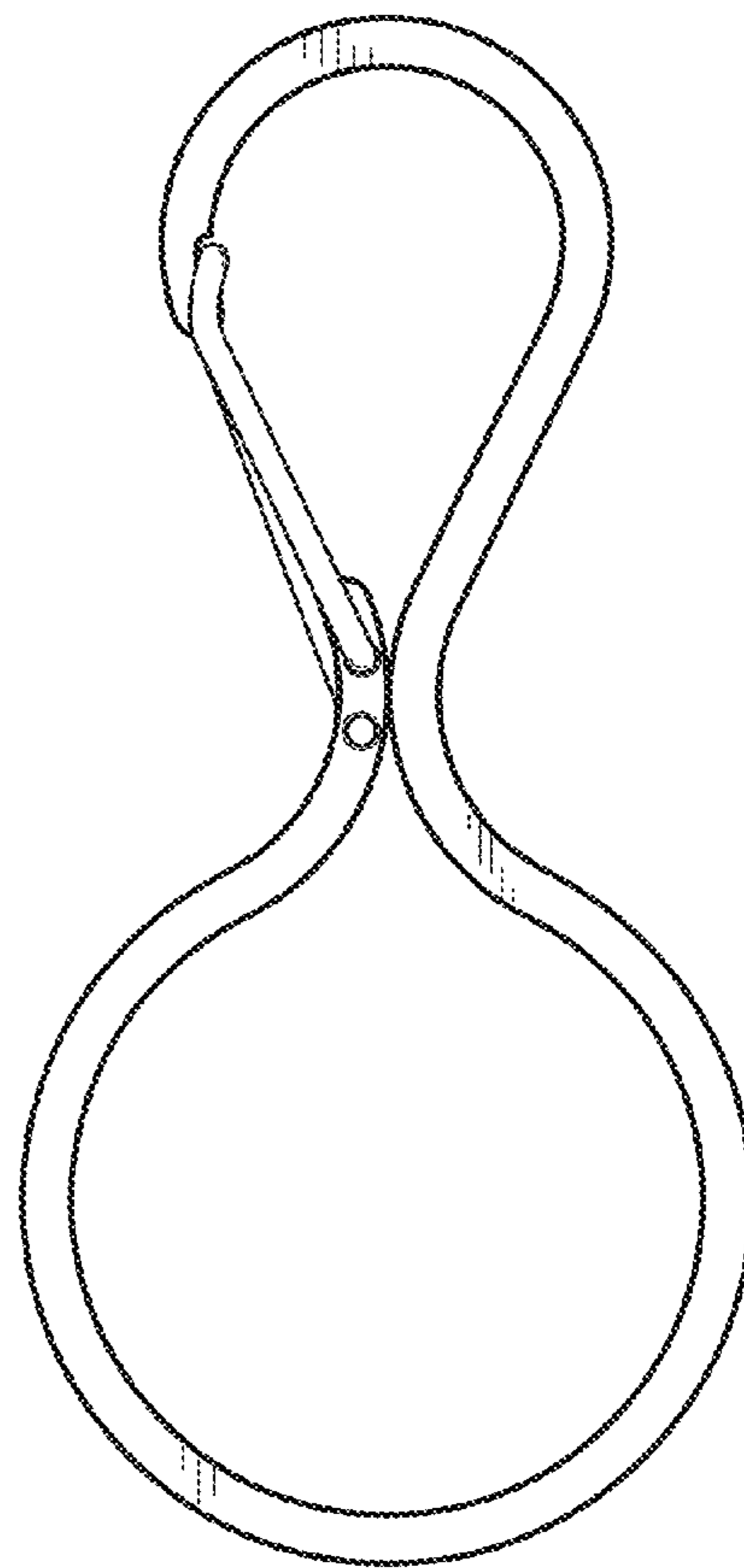


FIG. 5

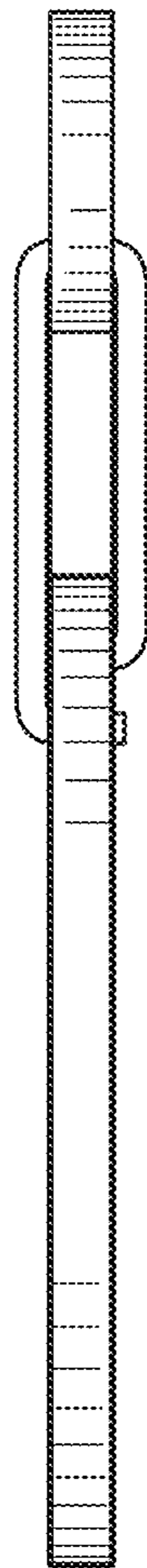


FIG. 6

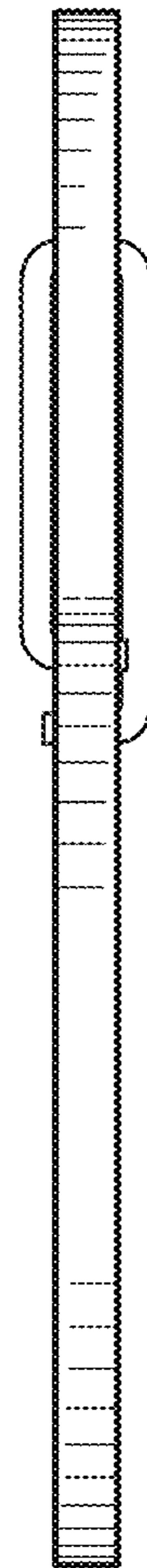


FIG. 7

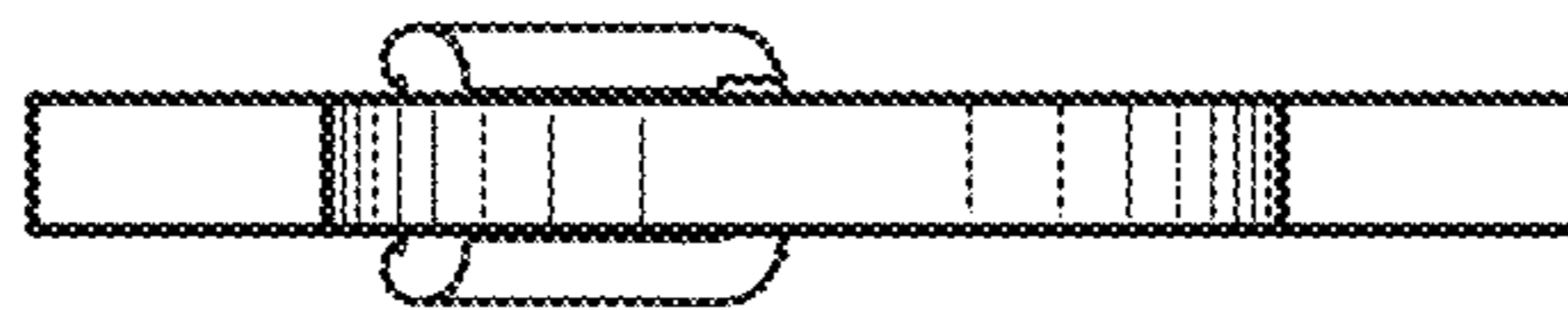


FIG. 8

