



US00D709261S

(12) **United States Design Patent**  
**Guyaux**

(10) **Patent No.:** **US D709,261 S**  
(45) **Date of Patent:** **\*\* Jul. 15, 2014**

(54) **SPONGE**

(71) Applicant: **Nadine Guyaux**, Sherman Oaks, CA  
(US)

(72) Inventor: **Nadine Guyaux**, Sherman Oaks, CA  
(US)

(\*\*) Term: **14 Years**

(21) Appl. No.: **29/458,209**

(22) Filed: **Jun. 17, 2013**

(51) **LOC (10) Cl.** ..... **04-01**

(52) **U.S. Cl.**  
USPC ..... **D32/40**

(58) **Field of Classification Search**  
USPC ..... D32/40-43; 15/208, 244.1-244.4  
See application file for complete search history.

(56) **References Cited**

**U.S. PATENT DOCUMENTS**

2,885,703	A *	5/1959	Elliott	.....	15/118
D636,955	S *	4/2011	Armaly, Jr.	.....	D32/40
8,077,555	B1 *	12/2011	Lovato	.....	368/327
D674,565	S *	1/2013	Koenig et al.	.....	D32/40

\* cited by examiner

*Primary Examiner* — Robin V Webster

(74) *Attorney, Agent, or Firm* — QuickPatents; Kevin Prince

(57) **CLAIM**


I claim the ornamental design for a sponge, as shown and described.

**DESCRIPTION**

FIG. 1 is a perspective view of a sponge, showing a first embodiment of my new design;  
 FIG. 2 is a front elevational view thereof;  
 FIG. 3 is a rear elevational view thereof;  
 FIG. 4 is a right-side elevational view thereof, the left-side elevational view being a mirror image thereof;  
 FIG. 5 is a top plan view thereof, the bottom plan view being a mirror image thereof;  
 FIG. 6 is a perspective view of a second embodiment thereof;  
 FIG. 7 is a front elevational view of FIG. 6;  
 FIG. 8 is a perspective view of a third embodiment thereof;  
 FIG. 9 is a front elevational view of FIG. 8;  
 FIG. 10 is a perspective view of a fourth embodiment thereof;  
 FIG. 11 is a front elevational view of FIG. 10;  
 FIG. 12 is a perspective view of a fifth embodiment thereof;  
 FIG. 13 is a front elevational view of FIG. 12.  
 FIG. 14 is a perspective view of a sixth embodiment thereof;  
 and,  
 FIG. 15 is a front elevational view of FIG. 14.

The broken lines showing a sponge container in FIG. 1 depict environmental matter and form no part of the claimed design. It is understood that the respective top plan views, bottom plan views, left-side elevational views, right-side elevational views, and rear elevational views of all embodiments are identical.

**1 Claim, 7 Drawing Sheets**






FIG. 1




FIG. 2




FIG. 3




FIG. 4




FIG. 5




FIG. 6




FIG. 7




FIG. 8




FIG. 9




FIG. 10




FIG. 11




FIG. 12




FIG. 13




FIG. 14




FIG. 15