



US00D709250S

(12) **United States Design Patent**
Walker

(10) **Patent No.:** **US D709,250 S**
(45) **Date of Patent:** **** Jul. 15, 2014**

(54) **HOOF PICK**

(76) Inventor: **Stuart Walker**, Frankfort, MI (US)

(**) Term: **14 Years**

(21) Appl. No.: **29/410,121**

(22) Filed: **Jan. 4, 2012**

(51) **LOC (10) Cl.** **30-99**

(52) **U.S. Cl.**
USPC **D30/158**

(58) **Field of Classification Search**
USPC D30/158, 199; D8/16, 19, 20, 98, 99,
D8/100, 105, 107, 303; D6/580; 168/45,
168/46, 47, 48.1, 48.2; 30/151, 152, 320,
30/339; 273/157 R; 16/436

See application file for complete search history.

(56) **References Cited**

U.S. PATENT DOCUMENTS

274,570	A *	3/1883	Davis	168/48.1
1,958,993	A *	5/1934	Friend	439/115
D204,673	S *	5/1966	Steen	D8/98
D227,545	S *	7/1973	Sumida	D8/98
D249,717	S *	9/1978	Moran	D30/199
4,138,116	A *	2/1979	Siders, Jr.	273/157 R
4,187,607	A *	2/1980	Simuro et al.	30/152
D260,308	S *	8/1981	Suchowski	D30/158
D270,104	S *	8/1983	Jensen	D30/199
5,176,222	A *	1/1993	Tippin	168/48.1
D365,895	S *	1/1996	Graves et al.	D30/199

5,636,697	A *	6/1997	Pitchford	168/48.1
D381,474	S *	7/1997	Dalton	D30/158
D385,473	S *	10/1997	Godt	D8/107
D412,635	S *	8/1999	Eiling	D6/580
D443,396	S *	6/2001	Bison et al.	D30/158
D474,956	S *	5/2003	Pierotti	D8/105
D476,545	S *	7/2003	Gamble	D8/100
D500,657	S *	1/2005	Scimone	D8/98
7,500,314	B2 *	3/2009	Luber	30/339
D598,429	S *	8/2009	Nakatani	D14/217
7,628,215	B2 *	12/2009	Nickle	168/45
7,765,646	B2 *	8/2010	Oei	16/436
D637,876	S *	5/2011	Williams	D8/20

* cited by examiner

Primary Examiner — Caron D Veynar
Assistant Examiner — Martie K Holtje
(74) *Attorney, Agent, or Firm* — Dennymeyer & Assoc., LLC.

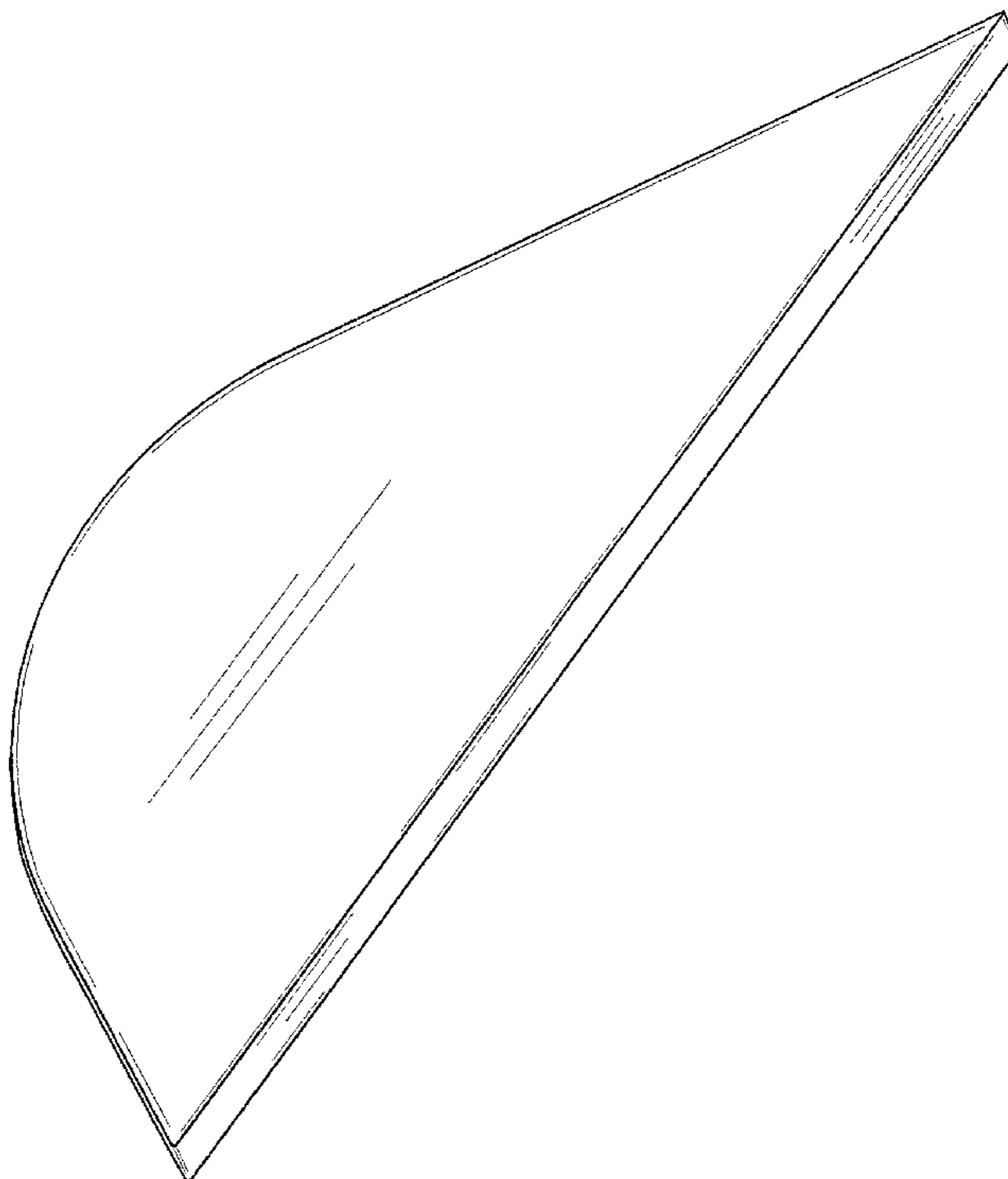
(57) **CLAIM**

The ornamental design for a hoof pick, as shown and described.

DESCRIPTION

FIG. 1 is a perspective view of the hoof pick design;
FIG. 2 is a right side view of the hoof pick design;
FIG. 3 is a left side view of the hoof pick design;
FIG. 4 is a front view of the hoof pick design;
FIG. 5 is a rear view of the hoof pick design;
FIG. 6 is a top view of the hoof pick design; and,
FIG. 7 is a bottom view of the hoof pick design.

1 Claim, 2 Drawing Sheets



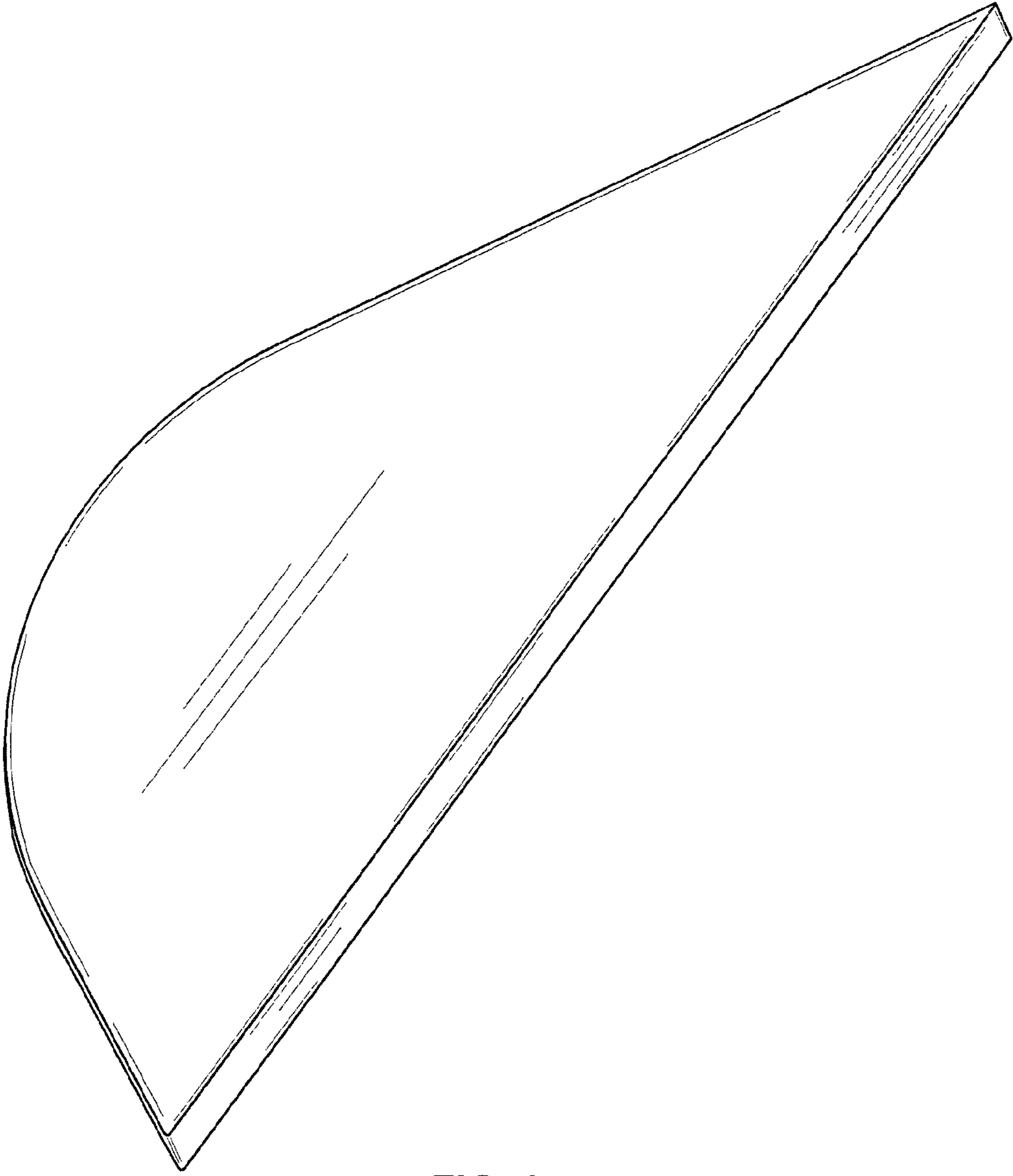


FIG. 1

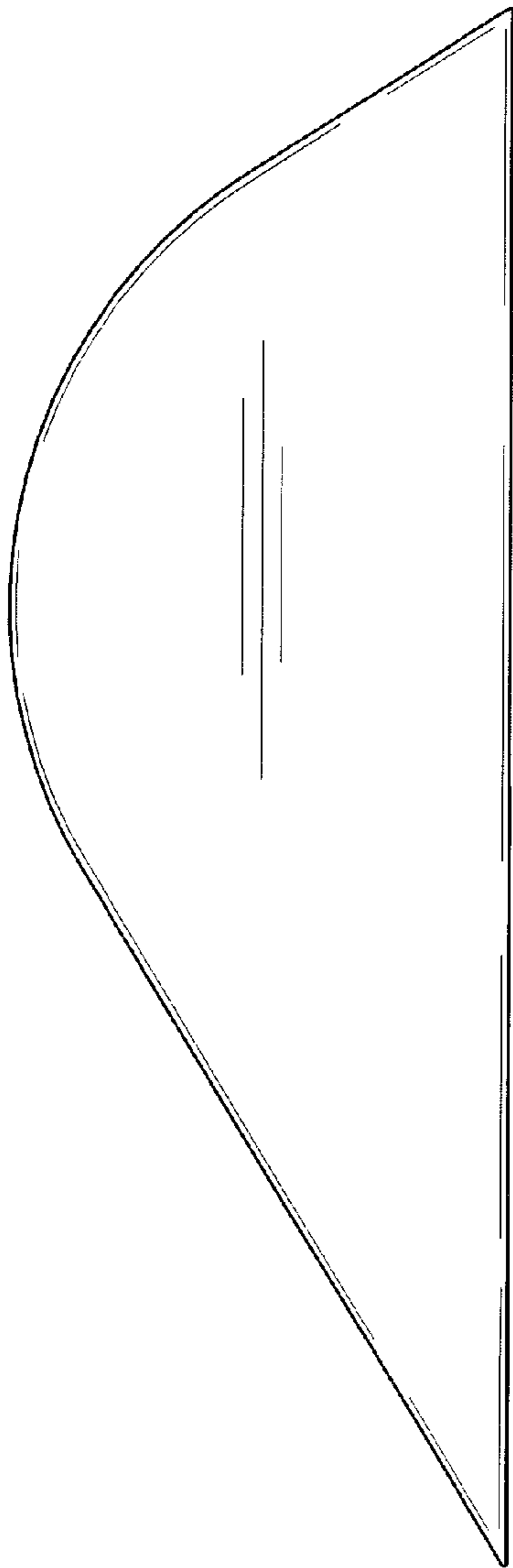


FIG. 2

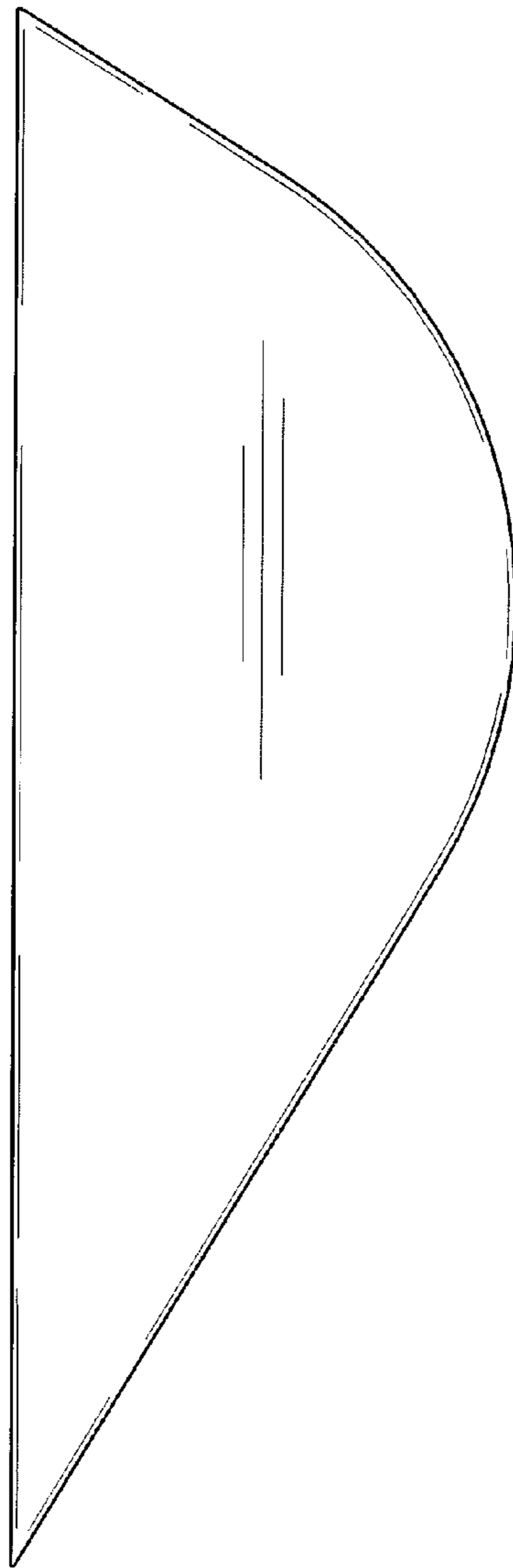


FIG. 3




FIG. 4

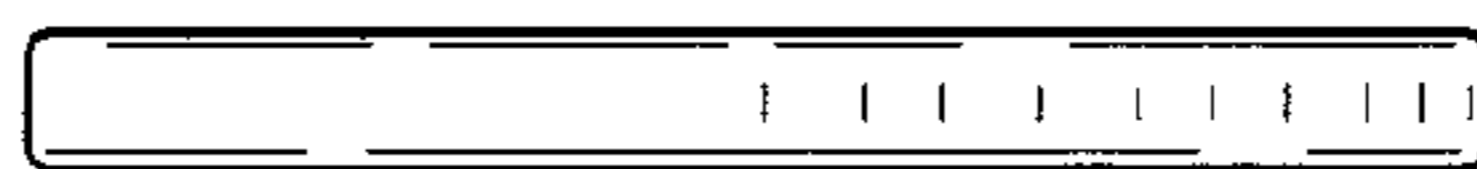


FIG. 5



FIG. 6



FIG. 7