



US00D709246S

(12) **United States Design Patent**
Norgart

(10) **Patent No.:** **US D709,246 S**
(45) **Date of Patent:** **** Jul. 15, 2014**

- (54) **MITT**
- (71) Applicant: **Mitchell L Norgart**, Naples, FL (US)
- (72) Inventor: **Mitchell L Norgart**, Naples, FL (US)
- (**) Term: **14 Years**
- (21) Appl. No.: **29/460,093**
- (22) Filed: **Jul. 8, 2013**
- (51) **LOC (10) Cl.** **28-03**
- (52) **U.S. Cl.**
USPC **D28/63**; D29/118; D30/158; D32/40
- (58) **Field of Classification Search**
USPC D2/610, 611, 622, 617; D4/137; D28/7,
D28/28; D32/35, 40, 43; 2/158; 15/104.93,
15/104.94, 208, 209.1, 210.1, 227; 401/7;
601/136-138; D29/113, 117.1, 118,
D29/119, 115; D30/158
See application file for complete search history.

- D422,758 S * 4/2000 Roche D30/158
- D457,705 S * 5/2002 Haslet et al. D32/40
- D466,662 S * 12/2002 Lorkovic D32/43
- 6,886,185 B2 * 5/2005 Wren 2/158

* cited by examiner

Primary Examiner — Melanie H Tung
Assistant Examiner — Lavone D Tabor

(74) *Attorney, Agent, or Firm* — Edward K. Welch, II; IP&L Solutions

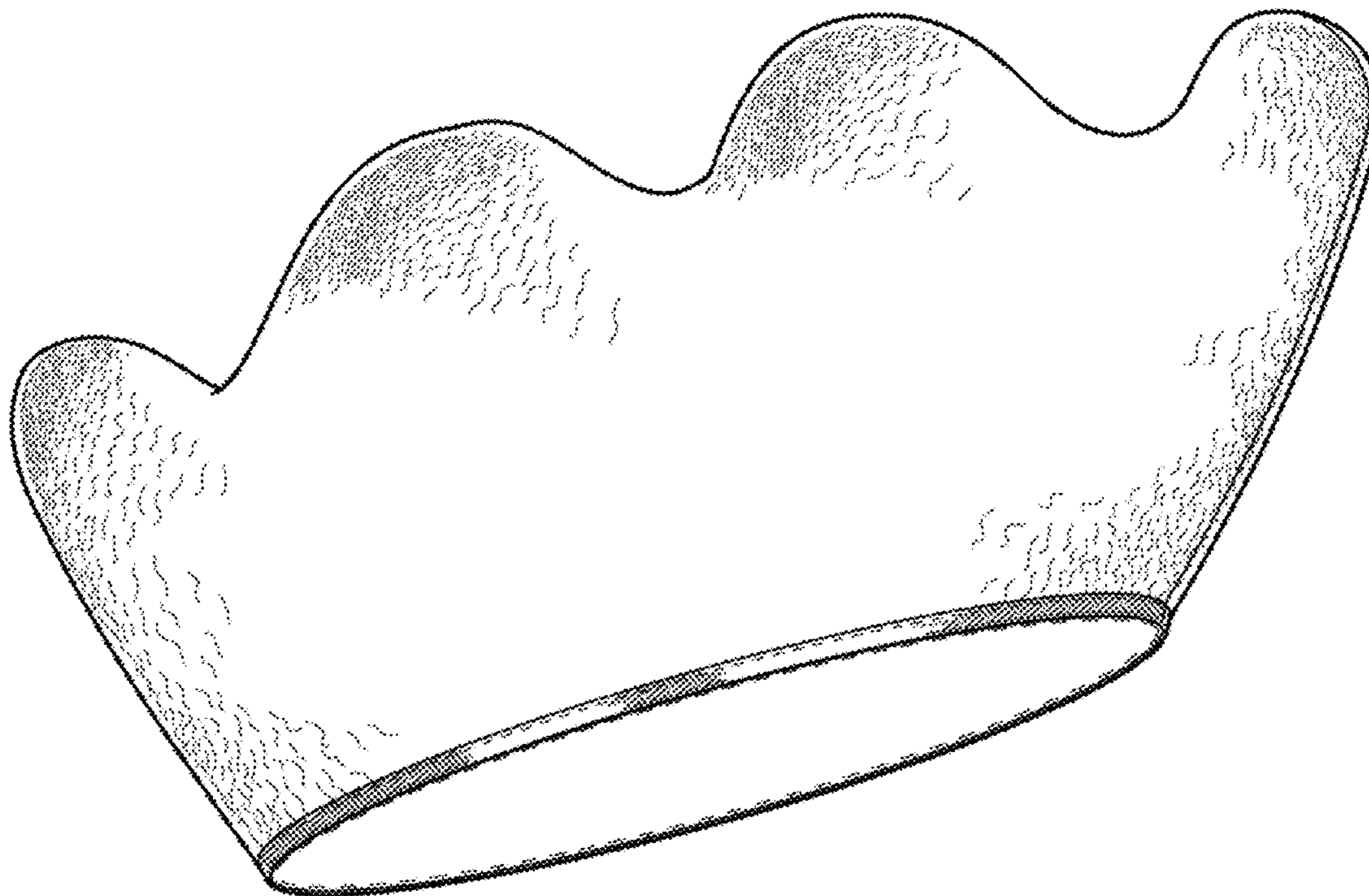
(57) **CLAIM**
The ornamental design for a mitt, as shown and described.

DESCRIPTION

FIG. 1 is a front plan view of the mitt, FIG. 2 is an elevated perspective view of the mitt; and, FIG. 3 is a bottom perspective view the mitt. The surface treatment shown on the body of the mitt and the cross hatching shown on the band feature, both partially shown for ease of illustration, are understood to continue throughout the circumscribed areas. The broken line shown on the band represents stitching. The broken line shown on the bottom of the mitt in FIG. 3 represents the bounds of the claim and forms no part of the claimed design.

1 Claim, 3 Drawing Sheets

- (56) **References Cited**
U.S. PATENT DOCUMENTS
D277,918 S * 3/1985 Berns et al. D30/158
5,343,566 A * 9/1994 Solheim et al. 2/169



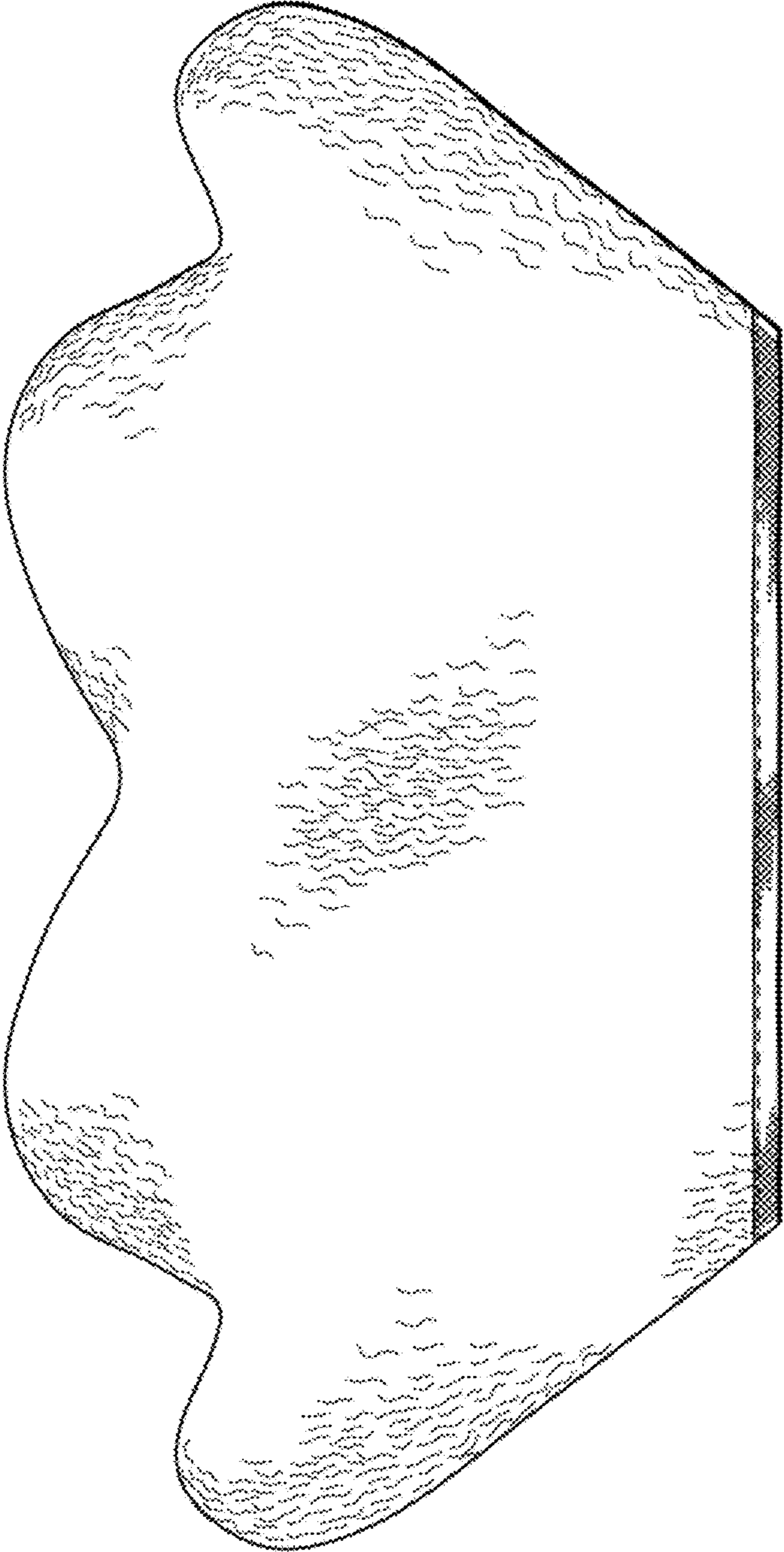


FIG. 1

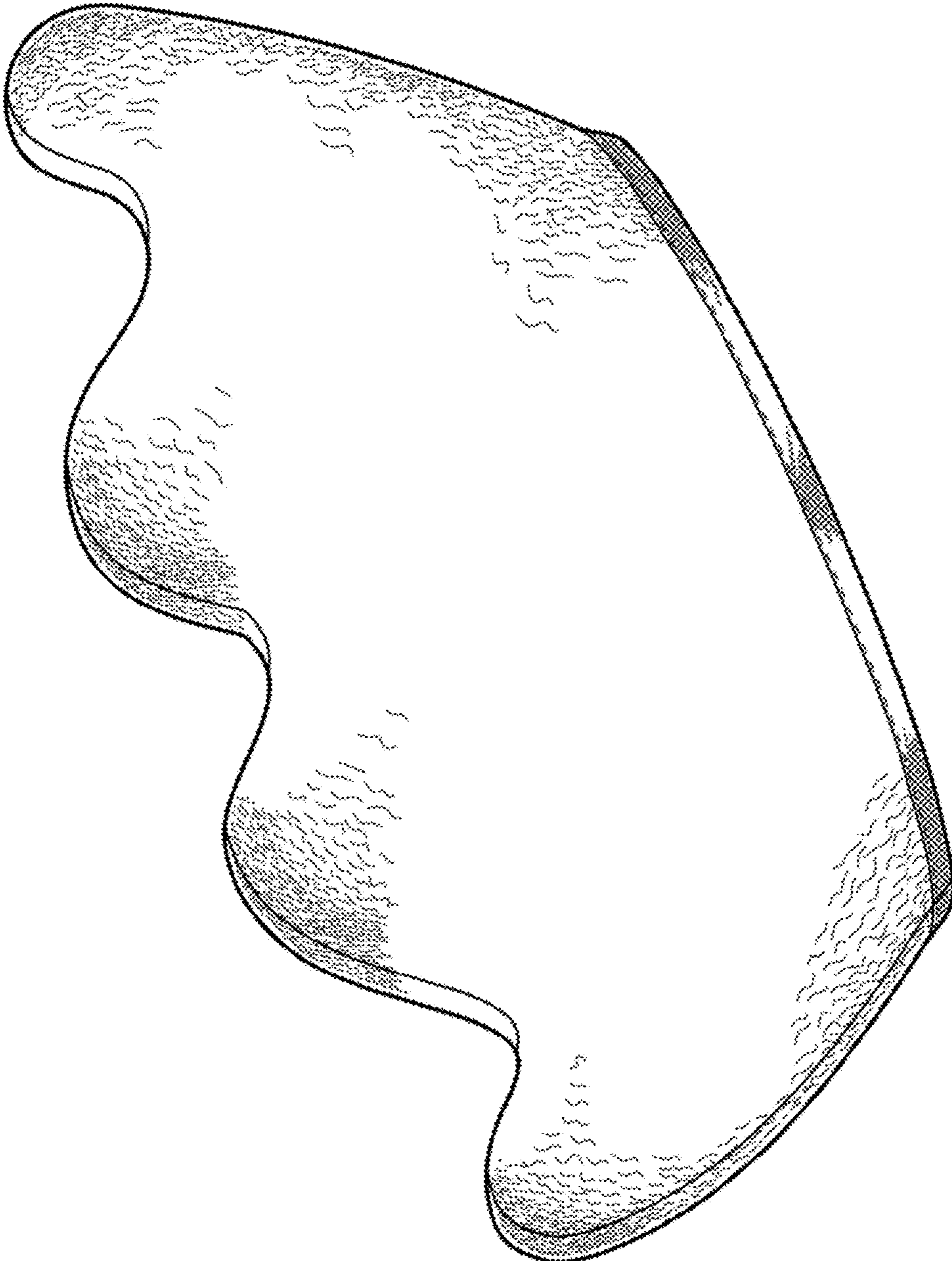


FIG. 2

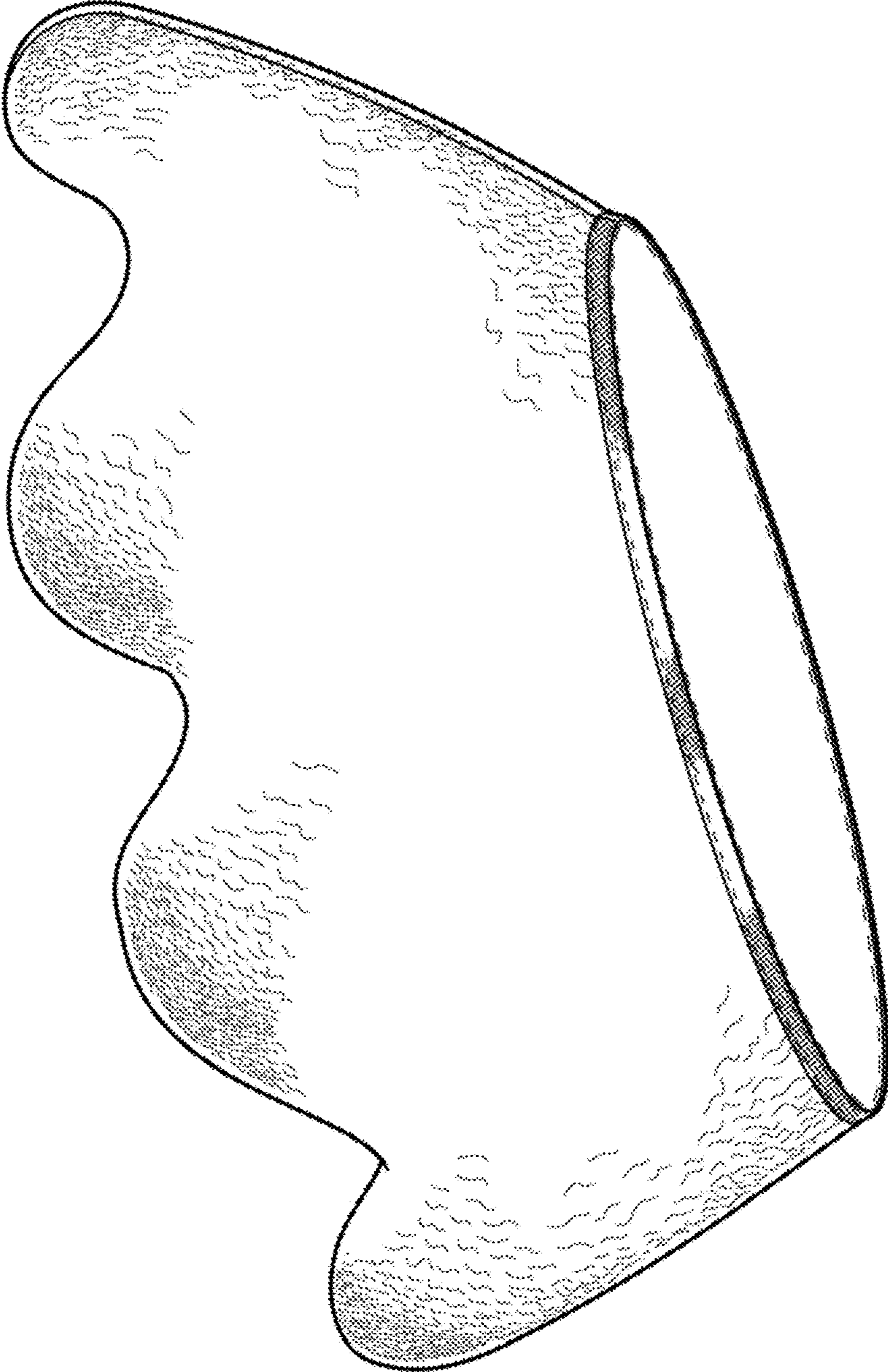


FIG. 3