



US00D709244S

(12) **United States Design Patent**
Drake

(10) **Patent No.:** **US D709,244 S**

(45) **Date of Patent:** **** Jul. 15, 2014**

(54) **LIGHTING FIXTURE**

(71) Applicant: **Boyd Lighting Fixture Company,**
Sausalito, CA (US)

(72) Inventor: **Jamie Drake,** New York, NY (US)

(73) Assignee: **Boyd Lighting Fixutre Company,**
Sausalito, CA (US)

(**) Term: **14 Years**

(21) Appl. No.: **29/460,643**

(22) Filed: **Jul. 12, 2013**

(51) **LOC (10) Cl.** **26-99**

(52) **U.S. Cl.**
USPC **D26/153**

(58) **Field of Classification Search**
CPC H01K 1/22; H01K 1/24; H01K 1/42;
H01K 1/46; H01K 5/00; F21K 9/00; F21K
9/10; F21K 9/137; F21K 9/30
USPC D26/24, 61, 63, 64, 72, 80, 84, 87, 140,
D26/141, 142, 143, 145, 147, 151, 152, 153,
D26/155; 362/147, 151, 269, 277, 285, 319,
362/368, 369, 371, 405
See application file for complete search history.

D408,576 S 4/1999 Crosby
D413,999 S 9/1999 Diaz-Azcuy
D414,289 S 9/1999 Diaz-Azcuy
D418,624 S 1/2000 Vanderbyl
D419,713 S 1/2000 Diaz-Azcuy
D419,714 S 1/2000 Diaz-Azcuy
D441,125 S 4/2001 Crosby
D441,487 S 5/2001 Crosby
D442,317 S 5/2001 Crosby
D442,728 S * 5/2001 Littman D26/87
D454,971 S 3/2002 Crosby
D455,223 S 4/2002 Crosby
D532,146 S 11/2006 Crosby
D532,147 S 11/2006 Crosby
D550,885 S 9/2007 Crosby
D556,372 S * 11/2007 Chan D26/145
D558,912 S 1/2008 Crosby
D560,025 S * 1/2008 Shulem D26/142
D575,893 S * 8/2008 Castellucci et al. D26/87
D576,767 S 9/2008 Gutkin

(Continued)

Primary Examiner — Deanna L Pratt
Assistant Examiner — Natasha Vujcic
(74) *Attorney, Agent, or Firm* — Heslin Rothenberg Farley
& Mesiti P.C.

(57) **CLAIM**
The ornamental design for a lighting fixture, as shown and described.

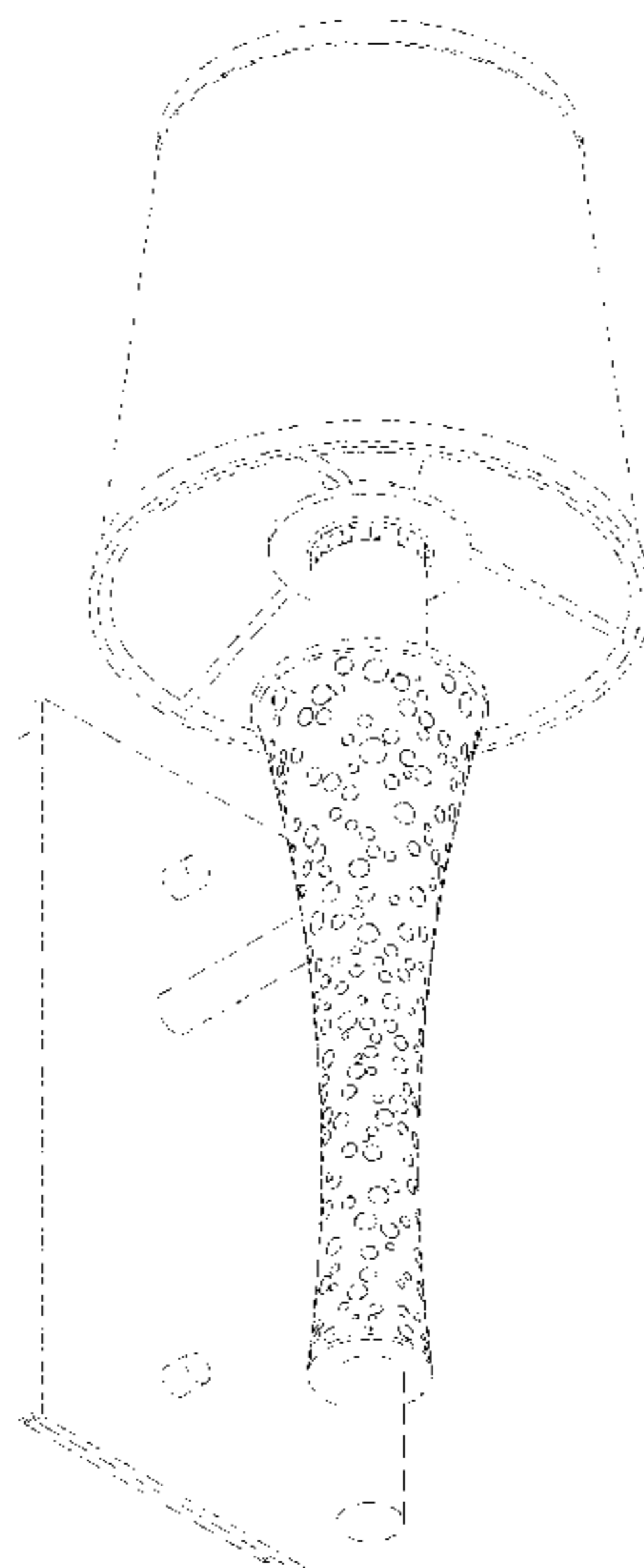
(56) **References Cited**
U.S. PATENT DOCUMENTS

D61,804 S * 1/1923 Gerth D26/153
D61,940 S * 2/1923 Yokel D26/153
D62,039 S * 3/1923 Wagner D26/153
D388,222 S 12/1997 Barry
D388,224 S 12/1997 Barry
D394,125 S 5/1998 Barry
D394,726 S 5/1998 Crosby
D395,729 S * 6/1998 Littman et al. D26/87
D402,074 S 12/1998 Crosby
D403,796 S 1/1999 Crosby

DESCRIPTION

FIG. 1 is a perspective view of a lighting fixture in accordance with the new design;
FIG. 2 is a front elevational view thereof;
FIG. 3 is a right side elevational view thereof;
FIG. 4 is a left side elevational view thereof; and,
FIG. 5 is a bottom view thereof.
The broken lines in the drawings illustrate portions of the lighting fixture which form no part of the claimed design.

1 Claim, 5 Drawing Sheets



(56)

References Cited

U.S. PATENT DOCUMENTS

D577,147 S 9/2008 Kirar
D583,094 S 12/2008 Chan
D588,305 S 3/2009 Chan
D588,306 S 3/2009 Chan

D594,152 S * 6/2009 Miranda D26/152
D614,343 S * 4/2010 Chiu D26/93
D615,697 S 5/2010 Otero
D646,426 S 10/2011 Wolk
D673,723 S * 1/2013 Cartwright D26/142
D673,727 S * 1/2013 Cartwright D26/142
D694,464 S * 11/2013 Parres D26/133

* cited by examiner

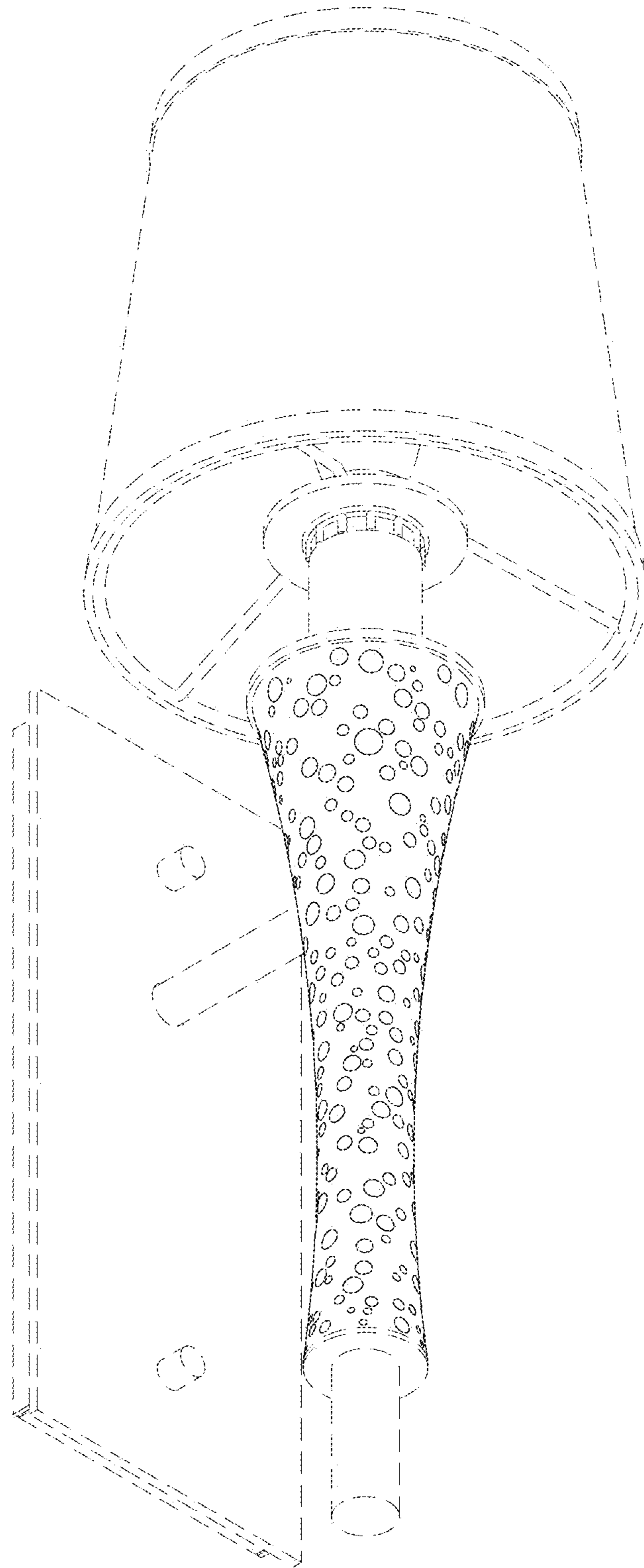


FIG. 1

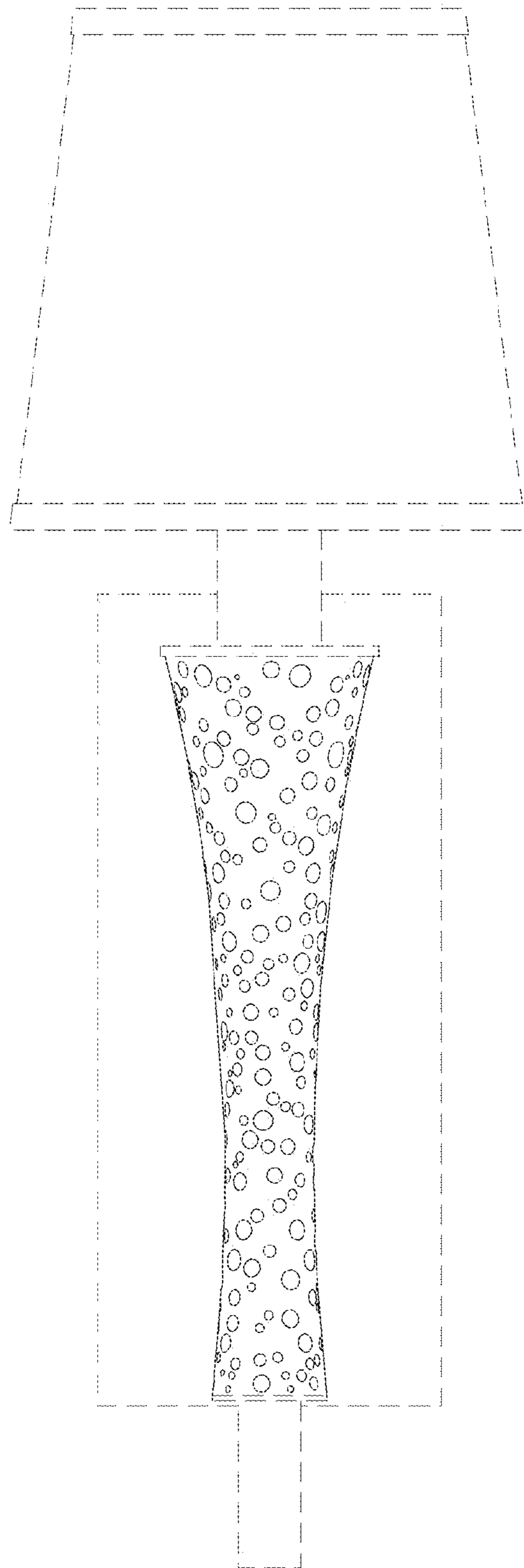


FIG. 2

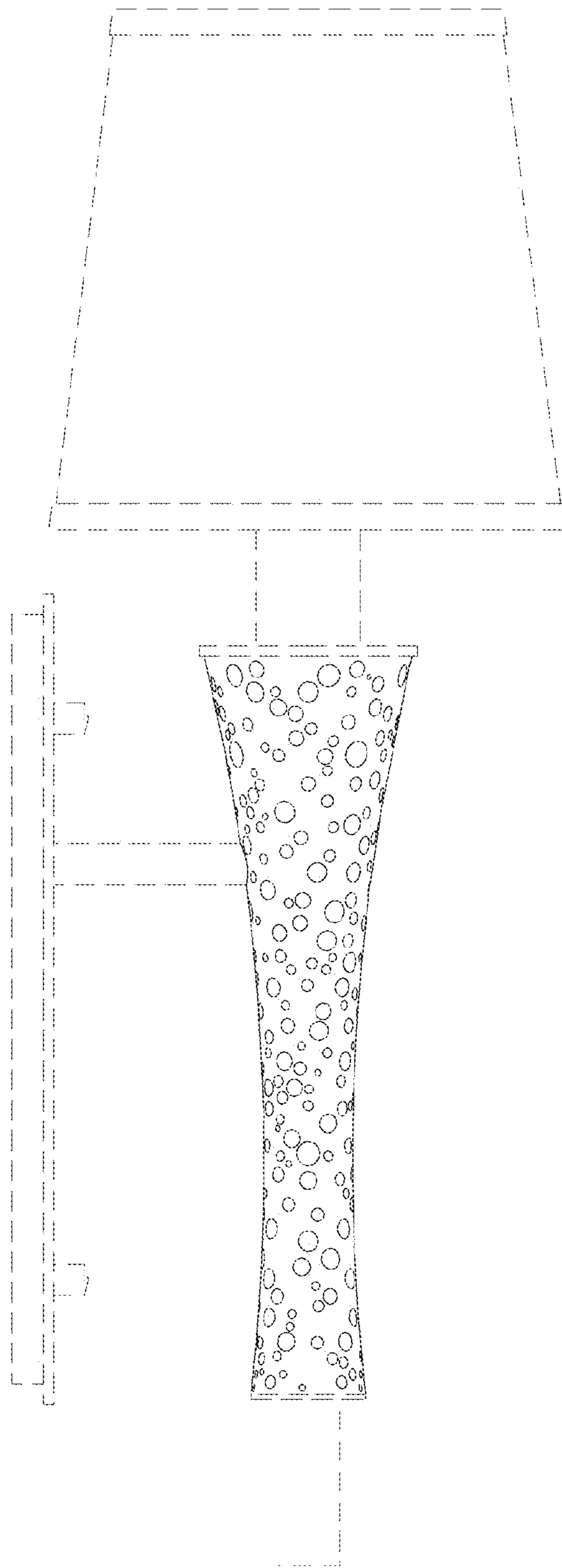


FIG. 3

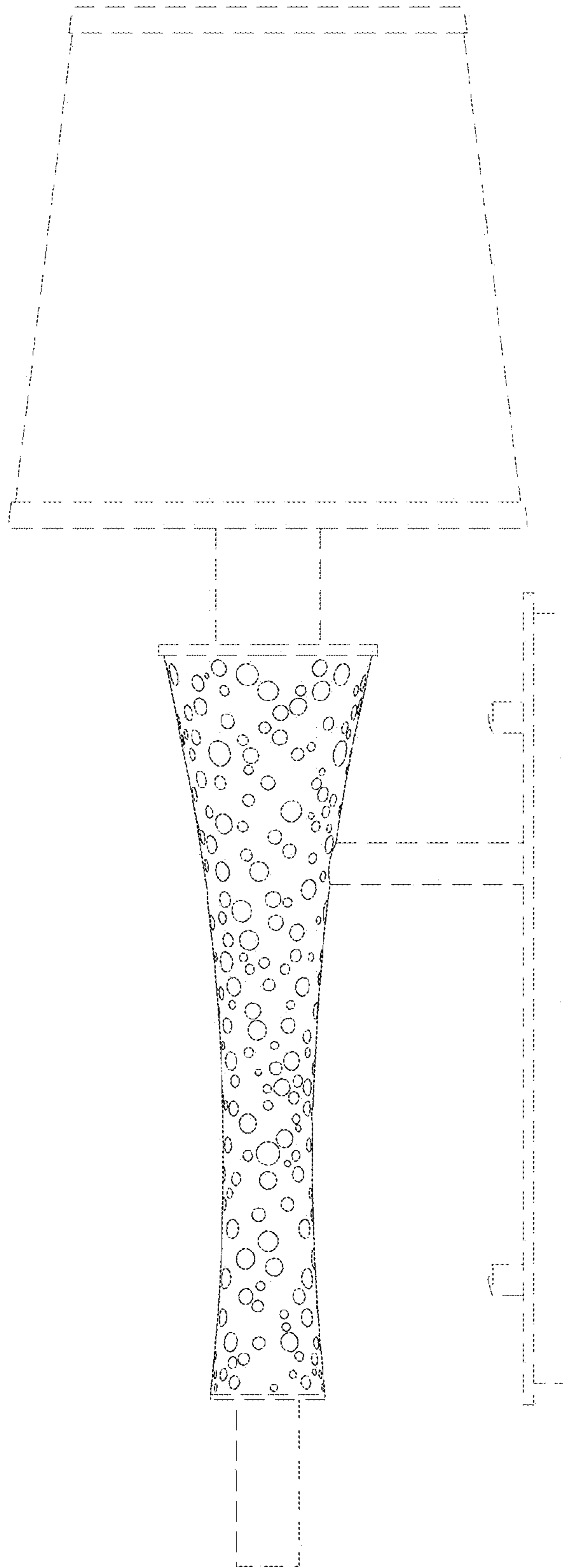


FIG. 4

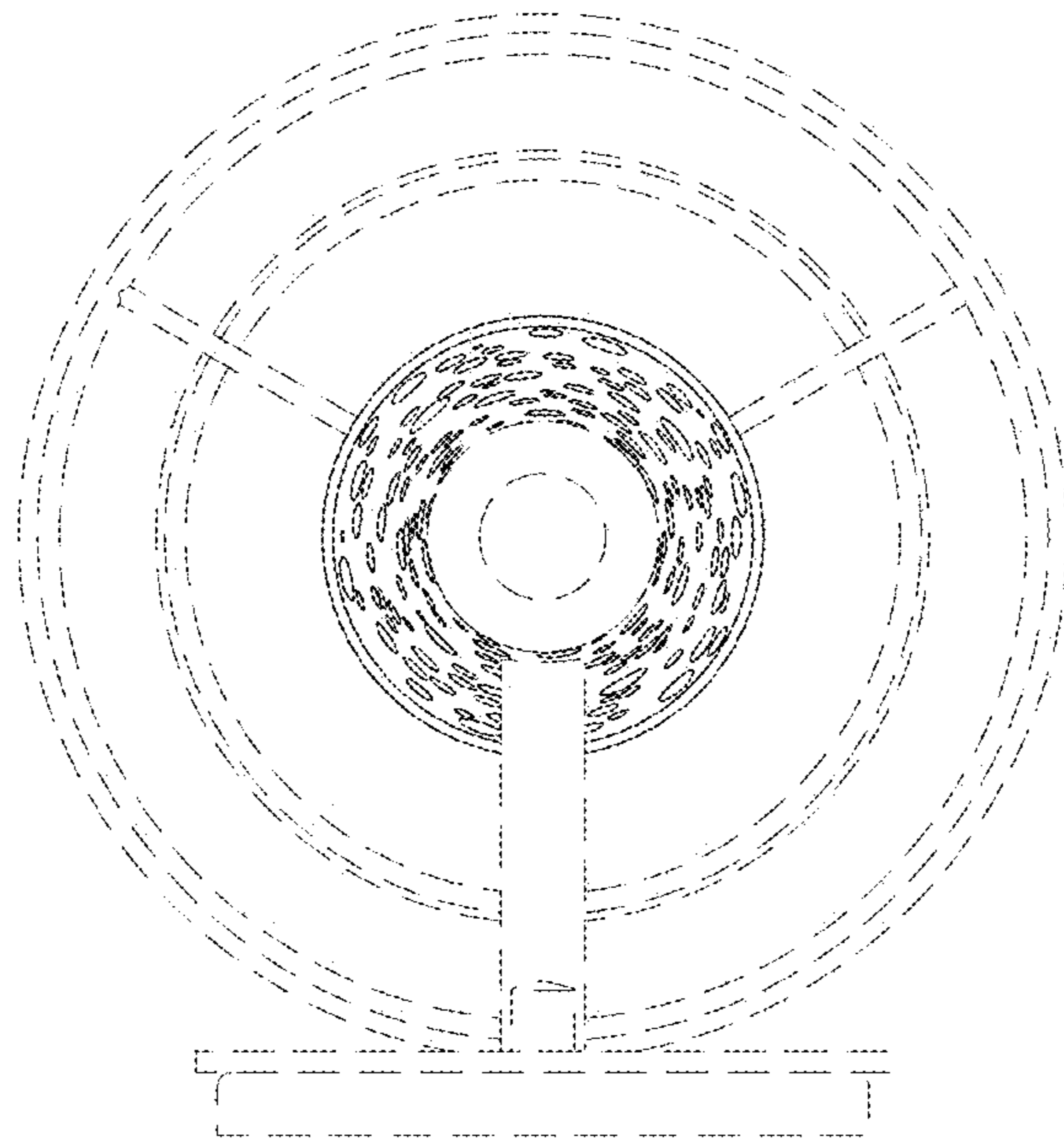


FIG. 5