



US00D709241S

(12) **United States Design Patent**  
**Villamizar et al.**

(10) **Patent No.:** **US D709,241 S**  
(45) **Date of Patent:** **\*\* Jul. 15, 2014**

(54) **TRUCK LED LIGHT REFLECTOR MOLD**

D549,387 S \* 8/2007 Special et al. .... D26/139  
D632,009 S \* 2/2011 Bushre ..... D26/139  
D653,388 S \* 1/2012 Bushre ..... D26/139

(76) Inventors: **Jose A. Villamizar**, Medley, FL (US);  
**Diego J. Villamizar**, Medley, FL (US);  
**Jairo A. Villamizar**, Medley, FL (US)

\* cited by examiner

(\*\*) Term: **14 Years**

*Primary Examiner* — Marcus Jackson

(21) Appl. No.: **29/415,483**

(57) **CLAIM**

The ornamental design for a truck LED light reflector mold, as shown and described.

(22) Filed: **Mar. 11, 2012**

(51) **LOC (10) Cl.** ..... **26-99**

(52) **U.S. Cl.**  
USPC ..... **D26/139**

(58) **Field of Classification Search**  
USPC ..... D26/28–36, 139; 362/459–468,  
362/475–478, 485–487

See application file for complete search history.

**DESCRIPTION**

FIG. 1 Front Top Perspective view of the truck LED light reflector mold of the present invention;  
FIG. 2 Top View of the truck LED light reflector mold of the present invention; and,  
FIG. 3 Bottom View of the truck LED light reflector mold of the present invention.

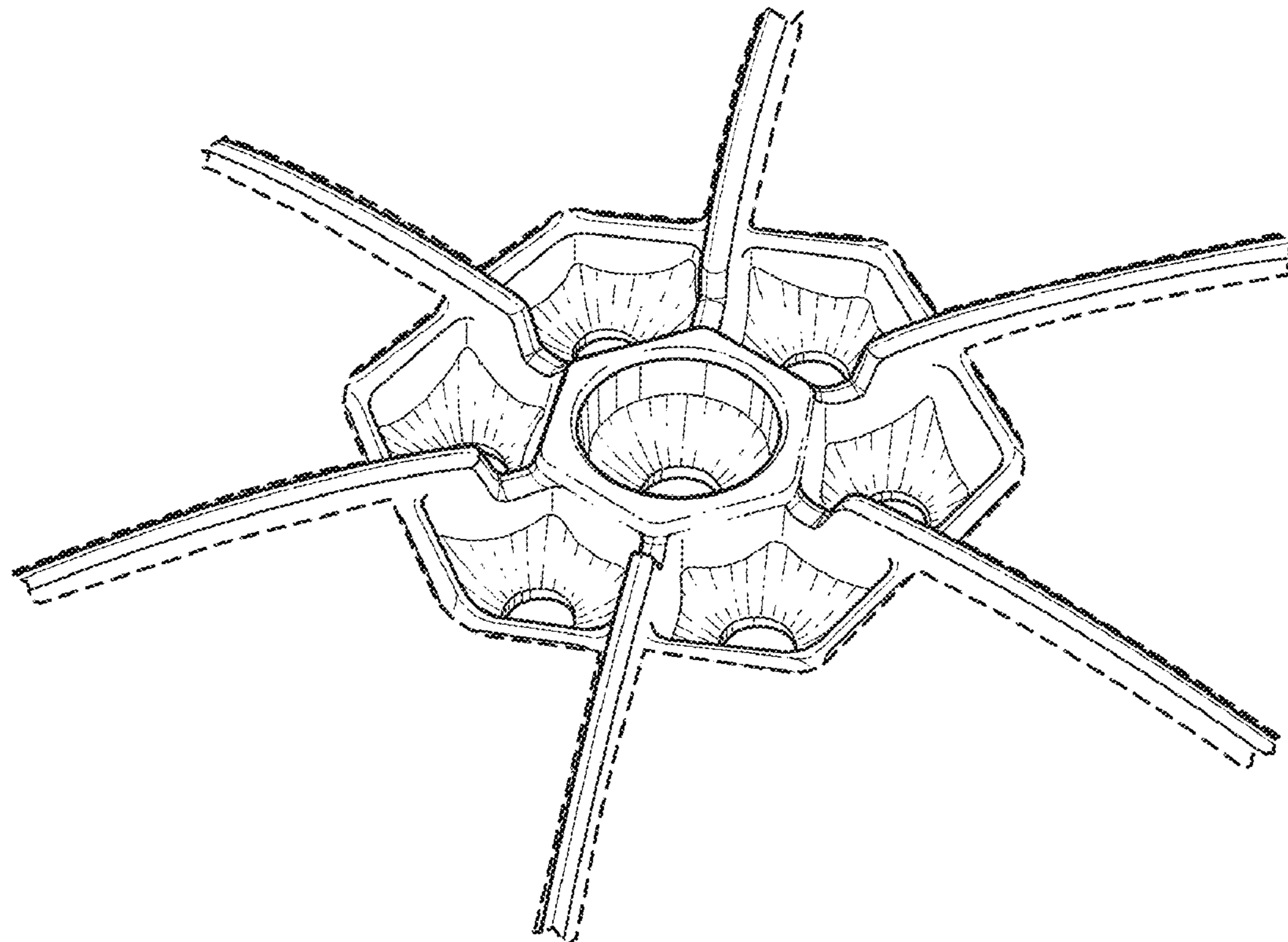
The broken line showing of the outer flanges is included for the purpose of illustrating only and forms no part of the claimed design.

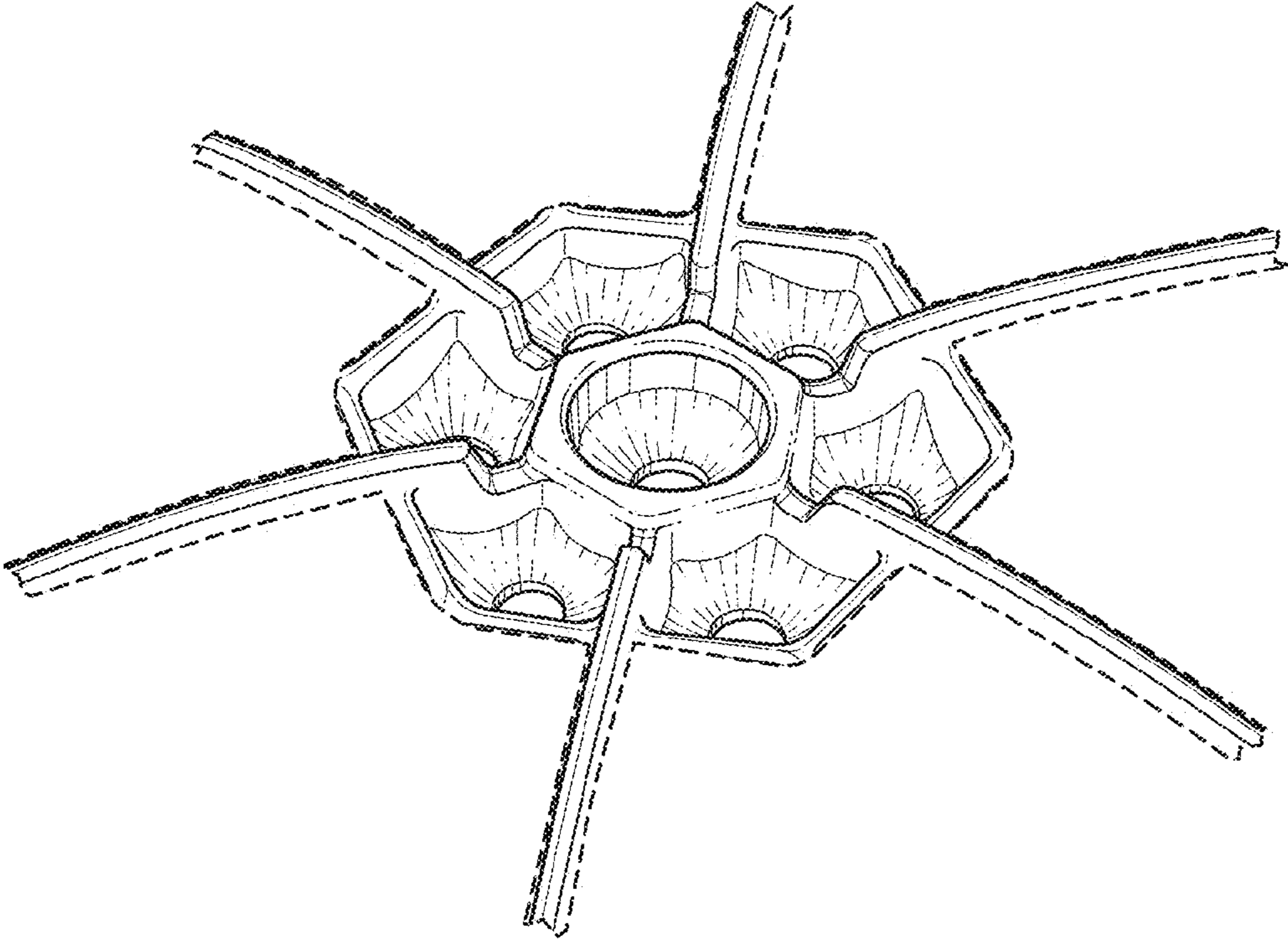
(56) **References Cited**

**U.S. PATENT DOCUMENTS**

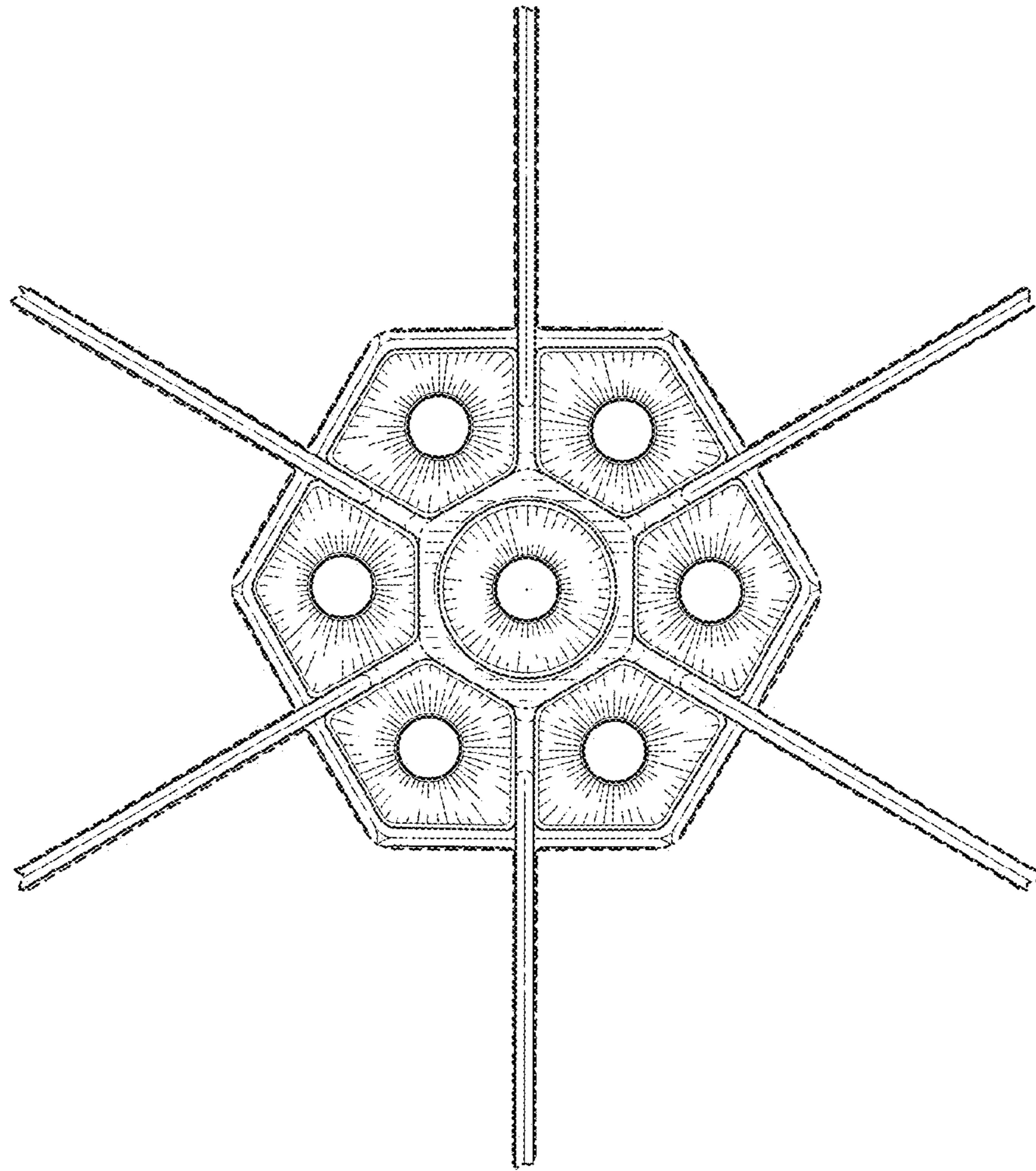
D523,168 S \* 6/2006 Reed et al. .... D26/139  
D542,463 S \* 5/2007 Huang ..... D26/139

**1 Claim, 3 Drawing Sheets**

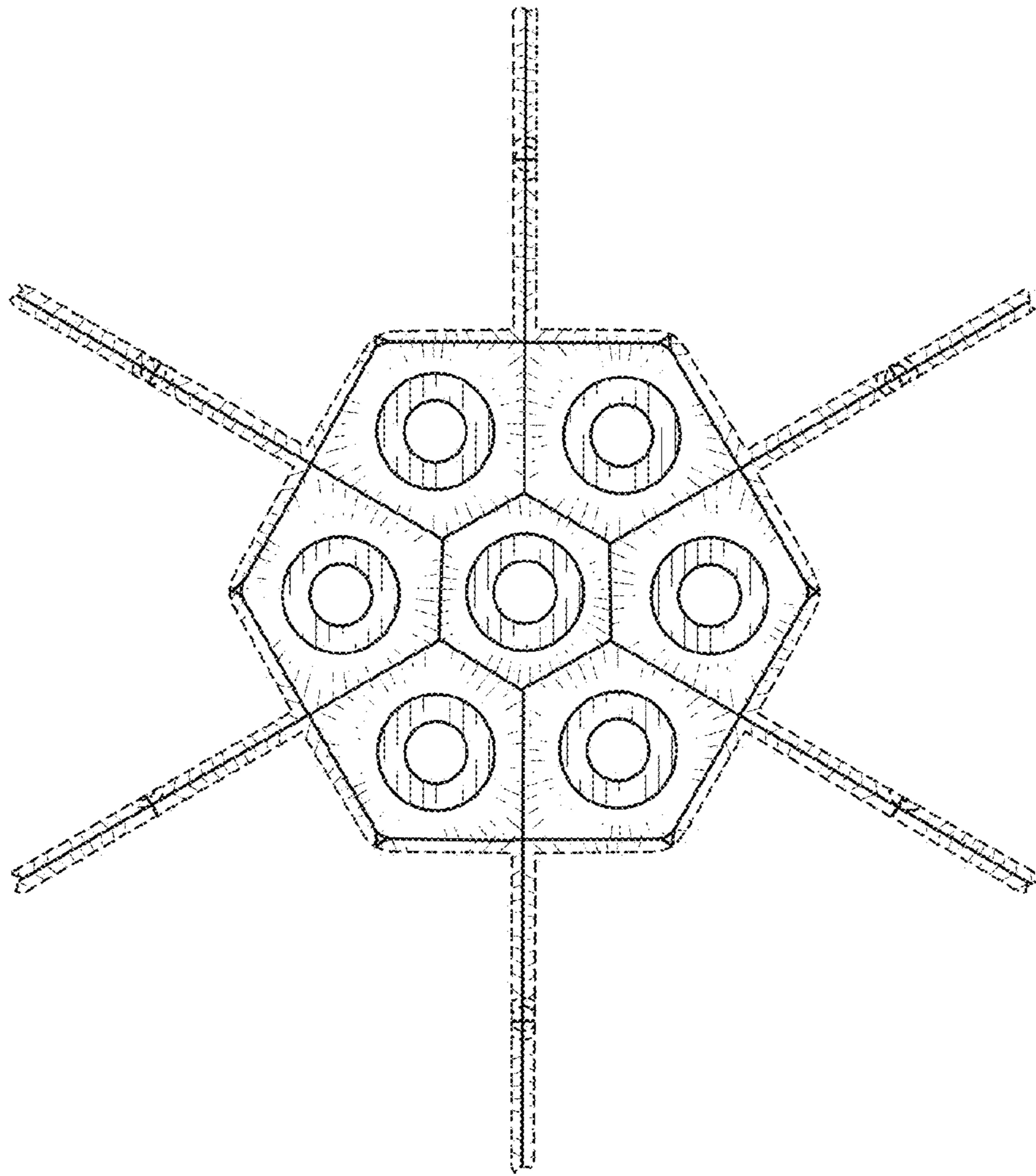




*Fig. 1*



*Fig. 2*



*Fig. 3*