



US00D709240S

(12) **United States Design Patent**
Tsai

(10) **Patent No.:** **US D709,240 S**

(45) **Date of Patent:** **** Jul. 15, 2014**

(54) **LAVA LAMP HOLDER**

(56) **References Cited**

(71) Applicant: **Chien-Tsai Tsai**, New Taipei (TW)

U.S. PATENT DOCUMENTS

(72) Inventor: **Chien-Tsai Tsai**, New Taipei (TW)

D293,030	S	*	12/1987	Vladescu	D26/107
5,685,097	A	*	11/1997	Marinov	362/811
D498,324	S	*	11/2004	Dolan	D26/106
D589,641	S	*	3/2009	Sabernig	D26/93
D612,092	S	*	3/2010	Finkle	D26/104
D626,280	S	*	10/2010	Feigenbaum	D26/104
7,871,173	B2	*	1/2011	Lin et al.	362/811

(73) Assignee: **Su-Fang Ho**, New Taipei (TW)

(**) Term: **14 Years**

* cited by examiner

(21) Appl. No.: **29/432,680**

Primary Examiner — Brian N Vinson

(22) Filed: **Sep. 19, 2012**

(74) *Attorney, Agent, or Firm* — Rosenberg, Klein & Lee

(51) **LOC (10) Cl.** **26-03**

(57) **CLAIM**

The ornamental design for a lava lamp holder, as shown and described.

(52) **U.S. Cl.**

DESCRIPTION

USPC **D26/104**

(58) **Field of Classification Search**

CPC F21S 10/00; F21S 10/002; F21S 10/02

USPC D25/93, 94, 95, 104, 106, 107;

362/154, 257, 317-318, 351, 362, 364,

362/811, 806

FIG. 1 is a right side perspective view of a lava lamp holder showing my new design;

FIG. 2 is a front view thereof, a rear view being a mirror image thereof;

FIG. 3 is a left side elevational view thereof;

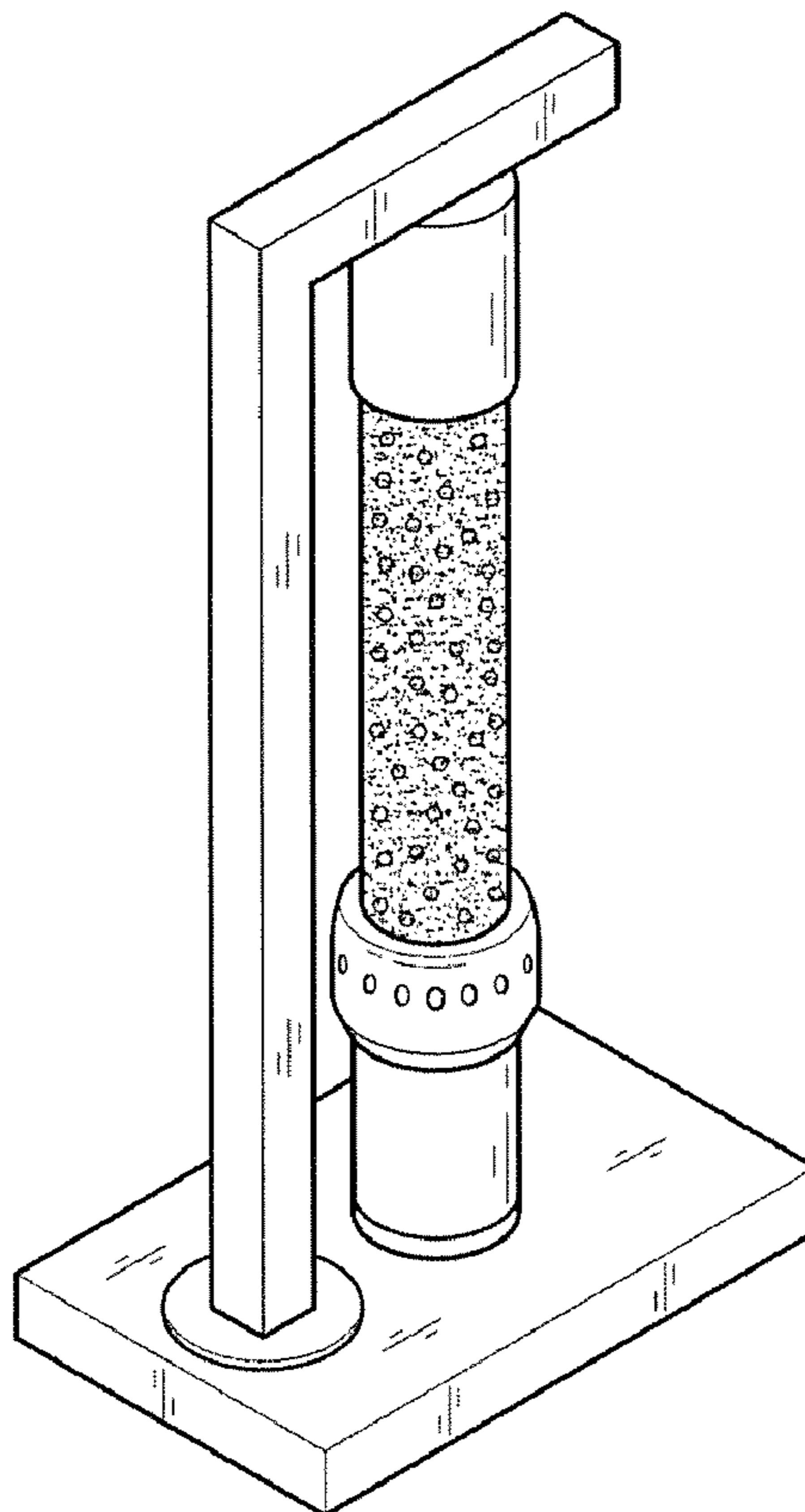
FIG. 4 is a right side elevational view thereof;

FIG. 5 is a top plan elevational view thereof; and,

FIG. 6 is a bottom plan elevational view thereof.

See application file for complete search history.

1 Claim, 4 Drawing Sheets



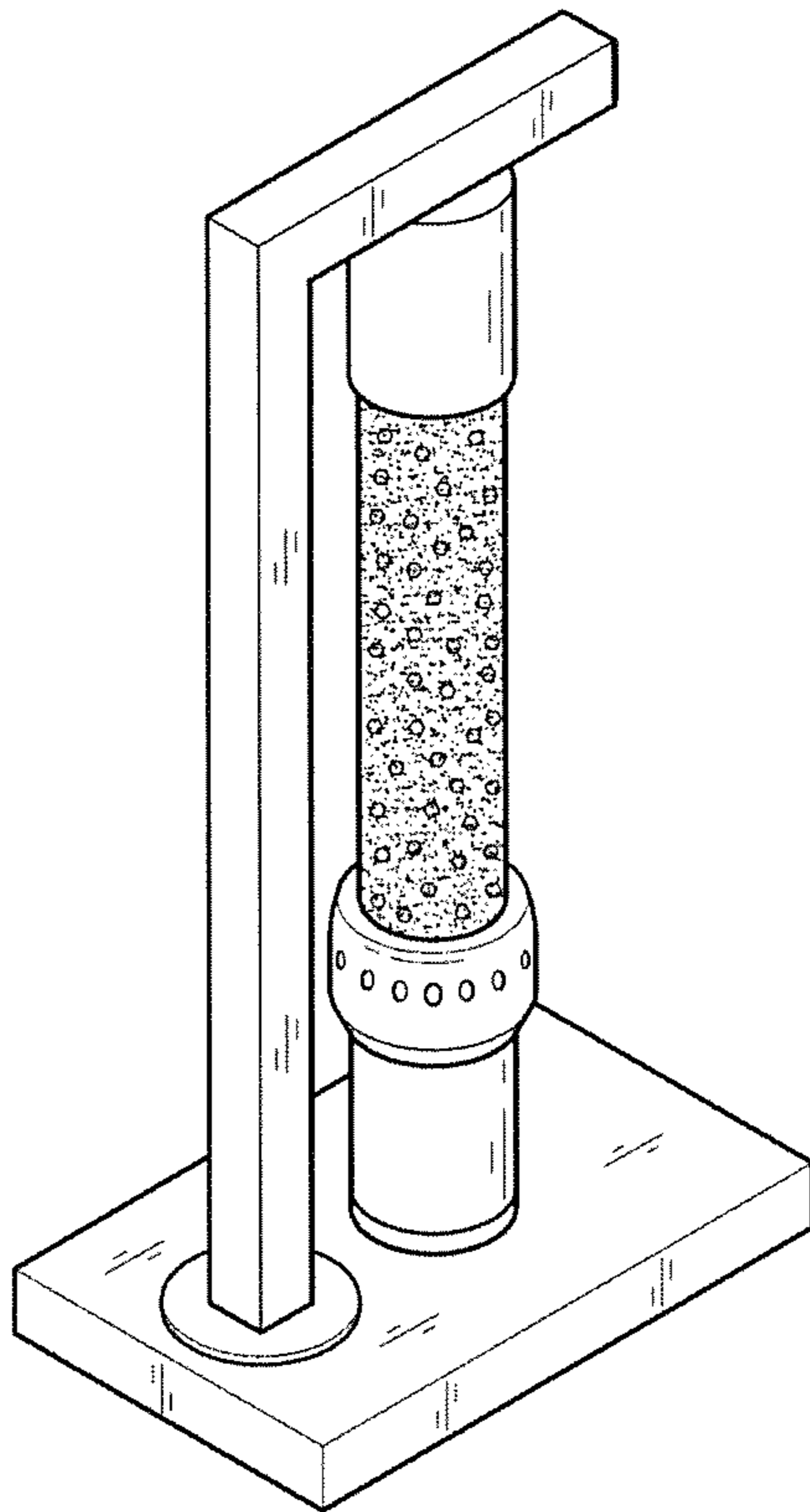


FIG.1

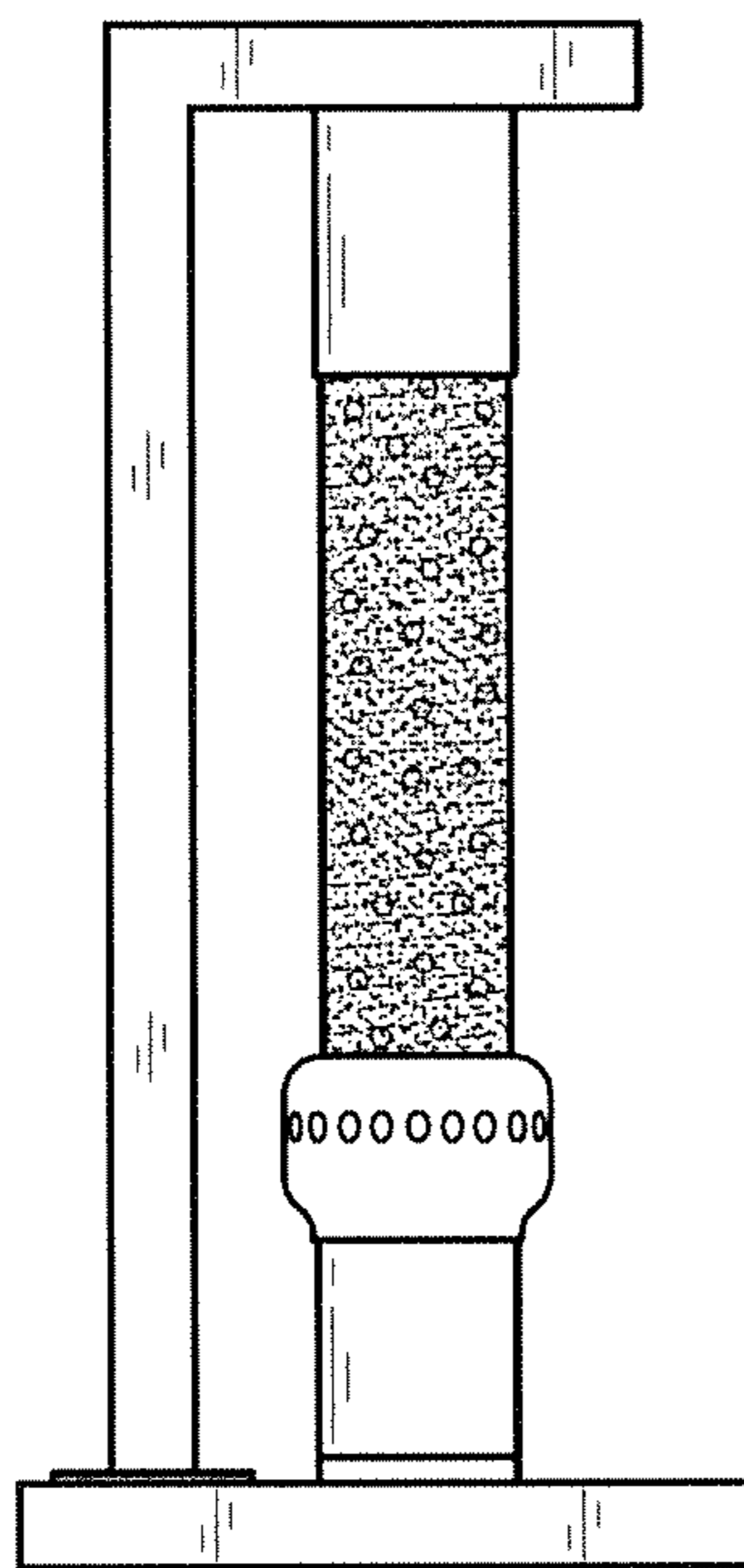


FIG.2

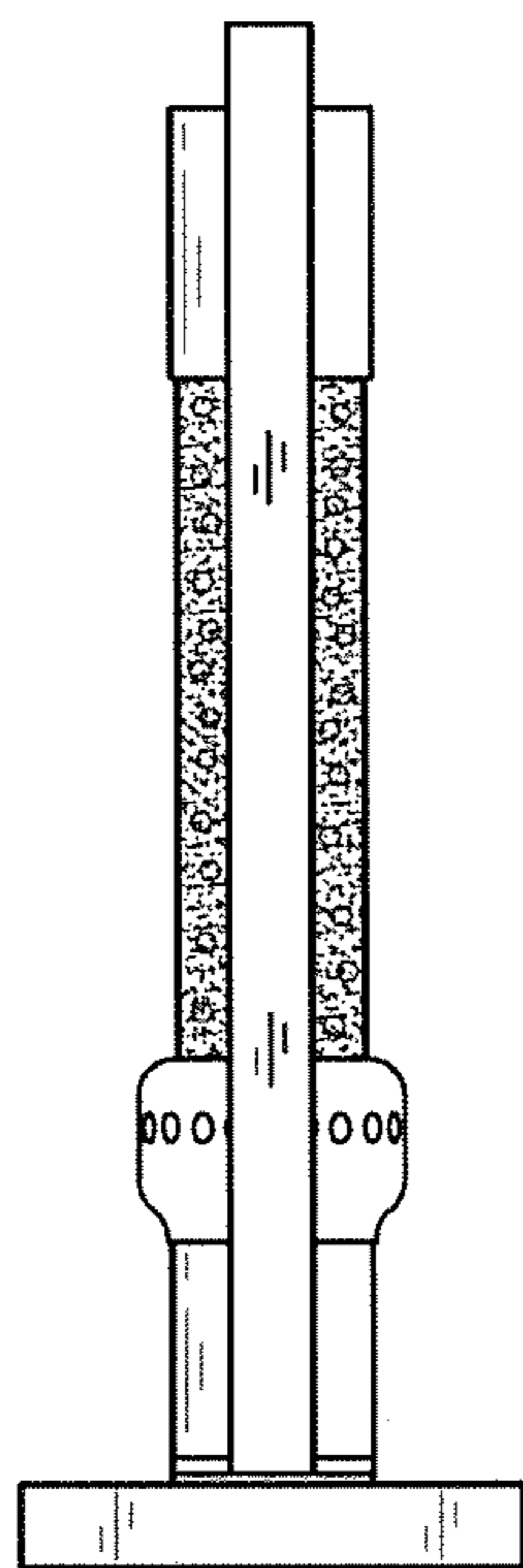


FIG.3




FIG.4

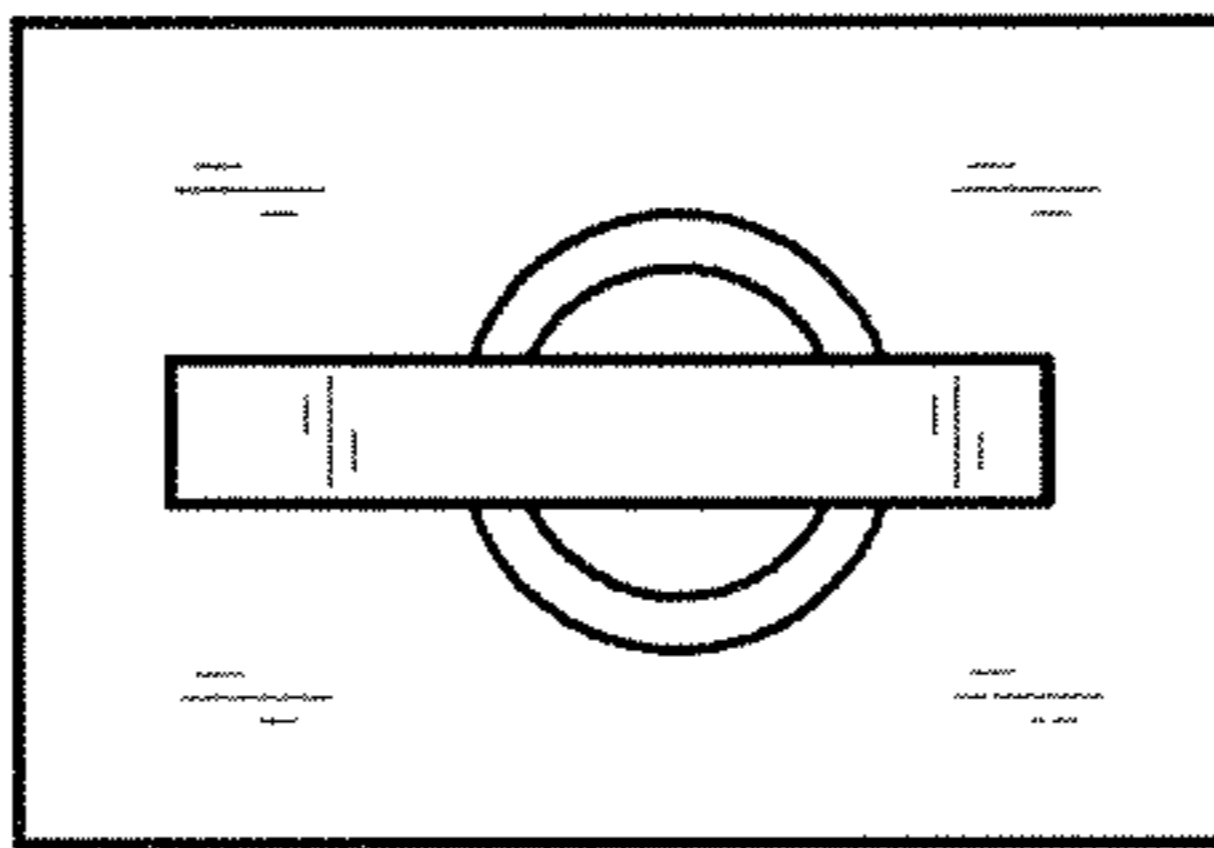


FIG.5




FIG.6