



US00D709219S

(12) **United States Design Patent**
Kim et al.

(10) **Patent No.:** **US D709,219 S**
(45) **Date of Patent:** **** Jul. 15, 2014**

(54) **HEADLAMP FOR AN AUTOMOBILE**

(71) Applicant: **Kia Motors Corporation**, Seoul (KR)

(72) Inventors: **Woo Hyun Kim**, Gyeonggi-Do (KR);
Hwan Wook Baek, Gyeonggi-Do (KR)

(73) Assignee: **Kia Motors Corporation**, Seoul (KR)

(**) Term: **14 Years**

(21) Appl. No.: **29/421,883**

(22) Filed: **Oct. 9, 2012**

(30) **Foreign Application Priority Data**

Apr. 18, 2012 (KR) 30-2012-0018135

(51) **LOC (10) Cl.** **26-06**

(52) **U.S. Cl.**
USPC **D26/28**

(58) **Field of Classification Search**
USPC D26/28-36; 362/459-468, 475-478,
362/485-487

See application file for complete search history.

(56) **References Cited**

U.S. PATENT DOCUMENTS

D508,136 S * 8/2005 Pfeiffer D26/28
D518,581 S * 4/2006 Osawa D26/28
D528,231 S * 9/2006 Ikeda D26/28

D535,409 S * 1/2007 Yamaguchi D26/28
D538,956 S * 3/2007 Ishii D26/28
D544,614 S * 6/2007 Markefka D26/28
D561,358 S * 2/2008 Tachibana D26/28

* cited by examiner

Primary Examiner — Marcus Jackson

(74) *Attorney, Agent, or Firm* — Edwards Wildman Palmer
LLP

(57) **CLAIM**

The ornamental design for a headlamp for an automobile, as shown and described.

DESCRIPTION

FIG. 1 is a perspective view of a headlamp for an automobile according to the present invention.

FIG. 2 is a front view of the headlamp for an automobile of FIG. 1.

FIG. 3 is a rear view of the headlamp for an automobile of FIG. 1.

FIG. 4 is a left side view of the headlamp for an automobile of FIG. 1.

FIG. 5 is a right side view of the headlamp for an automobile of FIG. 1.

FIG. 6 is a top view of the headlamp for an automobile of FIG. 1; and,

FIG. 7 is a bottom view of the headlamp for an automobile of FIG. 1.

1 Claim, 7 Drawing Sheets




FIG. 1




FIG. 2




FIG. 3




FIG. 4




FIG. 5

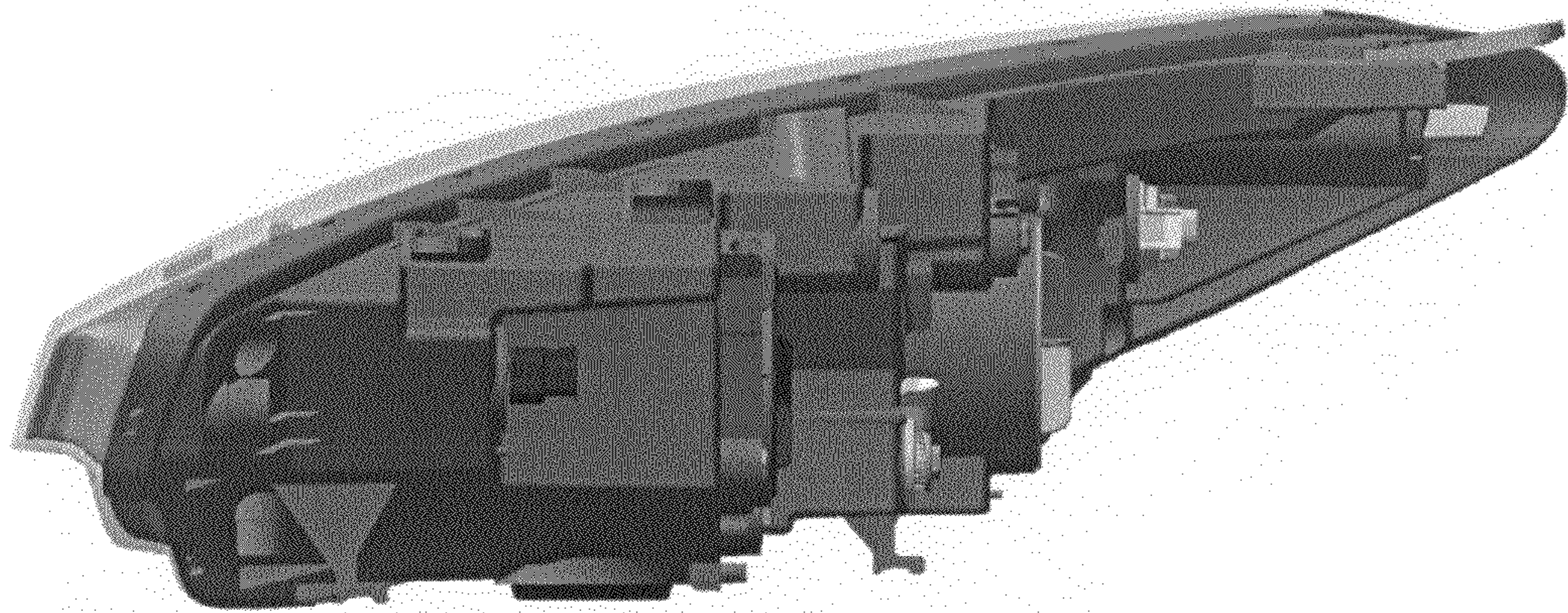


FIG. 6




FIG. 7

