



US00D709206S

(12) **United States Design Patent**
Reese

(10) **Patent No.:** **US D709,206 S**
(45) **Date of Patent:** **** Jul. 15, 2014**

(54) **BONE FIXATION BAND**

(71) Applicant: **Bill Reese**, Gilbert, AZ (US)

(72) Inventor: **Bill Reese**, Gilbert, AZ (US)

(73) Assignee: **Hewit Medical, LLC**, Tempe, AZ (US)

(**) Term: **14 Years**

(21) Appl. No.: **29/440,197**

(22) Filed: **Dec. 19, 2012**

(51) **LOC (10) Cl.** **24-01**

(52) **U.S. Cl.**

USPC **D24/190**

(58) **Field of Classification Search**

USPC D24/190-192; 606/62, 64, 66, 67, 70,
606/71, 74, 23, 281, 286, 290, 327, 331, 2;
72/362

See application file for complete search history.

(56) **References Cited**

U.S. PATENT DOCUMENTS

3,111,945	A *	11/1963	Von Solbrig	606/74
4,119,091	A *	10/1978	Partridge	606/74
D251,682	S *	4/1979	Levine	D24/190
D255,717	S *	7/1980	Levine	D24/190
6,348,053	B1 *	2/2002	Cachia	606/327
D546,953	S *	7/2007	Young	D24/190
7,722,611	B2 *	5/2010	Cavallazzi et al.	606/62

7,780,664	B2 *	8/2010	Orbay	606/62
2004/0158253	A1 *	8/2004	Liou	606/74
2008/0021453	A1 *	1/2008	Dutoit et al.	606/61
2010/0082069	A1 *	4/2010	Wolter	606/286
2010/0145338	A1 *	6/2010	Niederberger et al.	606/70
2010/0145339	A1 *	6/2010	Steffen	606/71
2011/0172667	A1 *	7/2011	Richards et al.	606/62
2013/0018425	A1 *	1/2013	Seldin et al.	606/286
2014/0018862	A1 *	1/2014	Koay et al.	606/281

* cited by examiner

Primary Examiner — Eric Goodman

Assistant Examiner — Jennifer Watkins

(74) *Attorney, Agent, or Firm* — Wright Law Group, PLLC;
Mark F. Wright

(57) **CLAIM**

The ornamental design for a bone fixation band, as shown and described.

DESCRIPTION

FIG. 1 is a perspective view of a bone fixation band showing the new design;

FIG. 2 is a top side view thereof;

FIG. 3 is a bottom side view thereof;

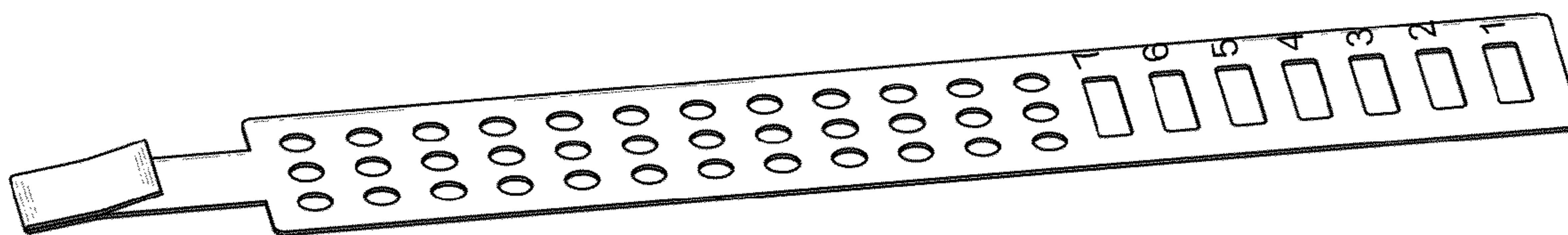
FIG. 4 is a left side view thereof;

FIG. 5 is a right side view thereof;

FIG. 6 is a first end view thereof; and,

FIG. 7 is a second end view thereof.

1 Claim, 4 Drawing Sheets



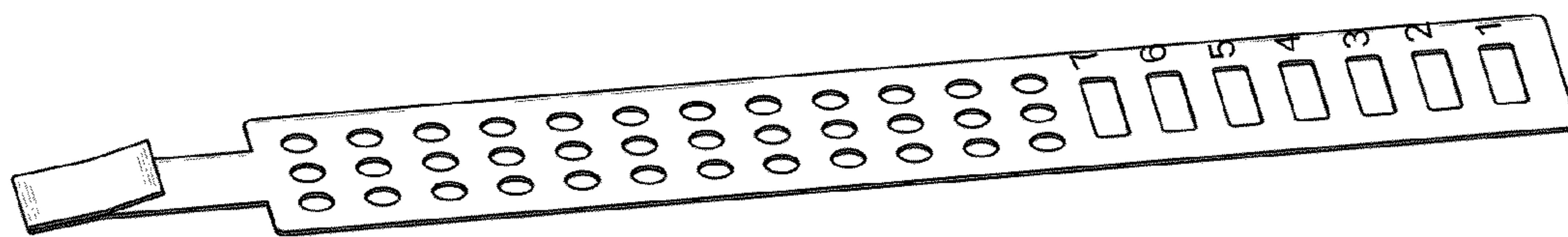


FIG. 1

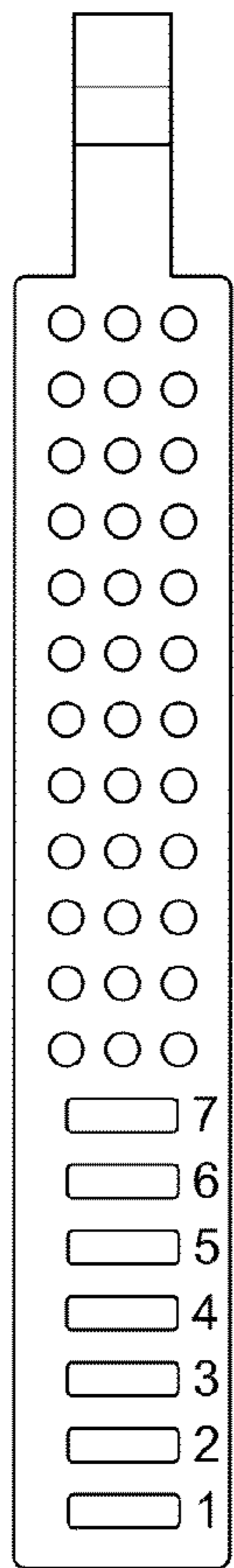


FIG. 2

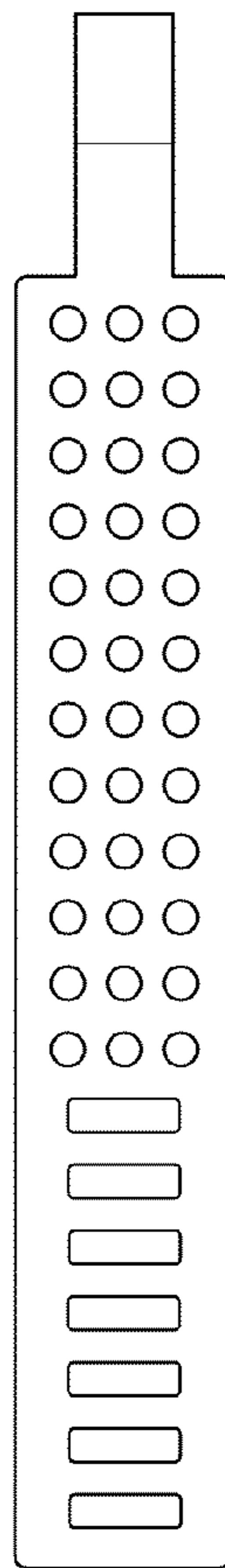


FIG. 3



FIG. 4



FIG. 5

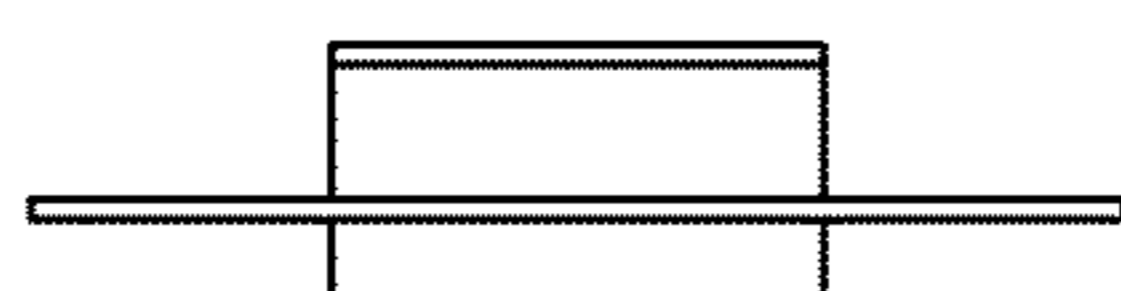


FIG. 6

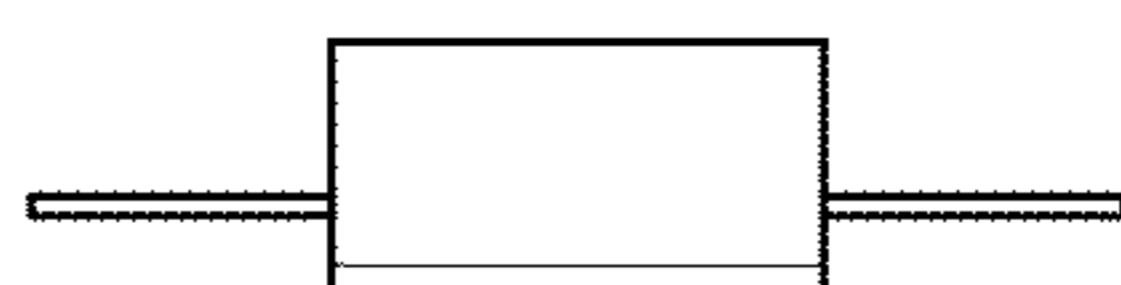


FIG. 7