



US00D709151S

(12) **United States Design Patent**
Breier et al.

(10) **Patent No.:** **US D709,151 S**
(45) **Date of Patent:** **** Jul. 15, 2014**

(54) **GOLF CLUB HEAD**

(71) Applicant: **Cobra Golf Incorporated**, Carlsbad,
CA (US)

(72) Inventors: **Joshua G. Breier**, Vista, CA (US);
Cameron J. Day, Aliso Viejo, CA (US);
Steven M. Mitzel, San Marcos, CA
(US); **Douglas E. Roberts**, Carlsbad, CA
(US)

(73) Assignee: **Cobra Golf Incorporated**, Carlsbad,
CA (US)

(**) Term: **14 Years**

(21) Appl. No.: **29/458,858**

(22) Filed: **Jun. 24, 2013**

(51) **LOC (10) Cl.** **21-07**

(52) **U.S. Cl.**
USPC **D21/752**

(58) **Field of Classification Search**
USPC D21/733, 752, 759; 473/324–331,
473/343–346
See application file for complete search history.

(56) **References Cited**

U.S. PATENT DOCUMENTS

D513,424 S * 1/2006 Erickson et al. D21/752
D514,184 S * 1/2006 Kawami D21/752
D602,545 S * 10/2009 Oldknow D21/752
D607,953 S * 1/2010 Oldknow D21/759

D637,671 S * 5/2011 Kim et al. D21/752
D667,908 S * 9/2012 Shimazaki D21/759
D681,757 S * 5/2013 Foster D21/752
D686,291 S * 7/2013 Foster D21/759
D687,110 S * 7/2013 Engel et al. D21/759

* cited by examiner

Primary Examiner — Mitchell Siegel
(74) *Attorney, Agent, or Firm* — Mark S. Leonardo; Brown
Rudnick LLP


(57) **CLAIM**
The ornamental design for a golf club head, as shown and
described.

DESCRIPTION

FIG. 1 illustrates a top side perspective view of a golf club
head employing an ornamental design in accordance with the
present invention;
FIG. 2 illustrates a bottom side perspective view of the golf
club head of FIG. 1;
FIG. 3 illustrates a top side view of the golf club head of FIG.
1;
FIG. 4 illustrates a bottom side view of the golf club head of
FIG. 1;
FIG. 5 illustrates a front side view of the golf club head of
FIG. 1;
FIG. 6 illustrates a back side view of the golf club head of
FIG. 1;
FIG. 7 illustrates a right side view of the golf club head of
FIG. 1; and,
FIG. 8 illustrates a left side view of the golf club head of FIG.
1.

All features illustrated in phantom line are expressly dis-
claimed and form no part of the claimed design.

1 Claim, 8 Drawing Sheets



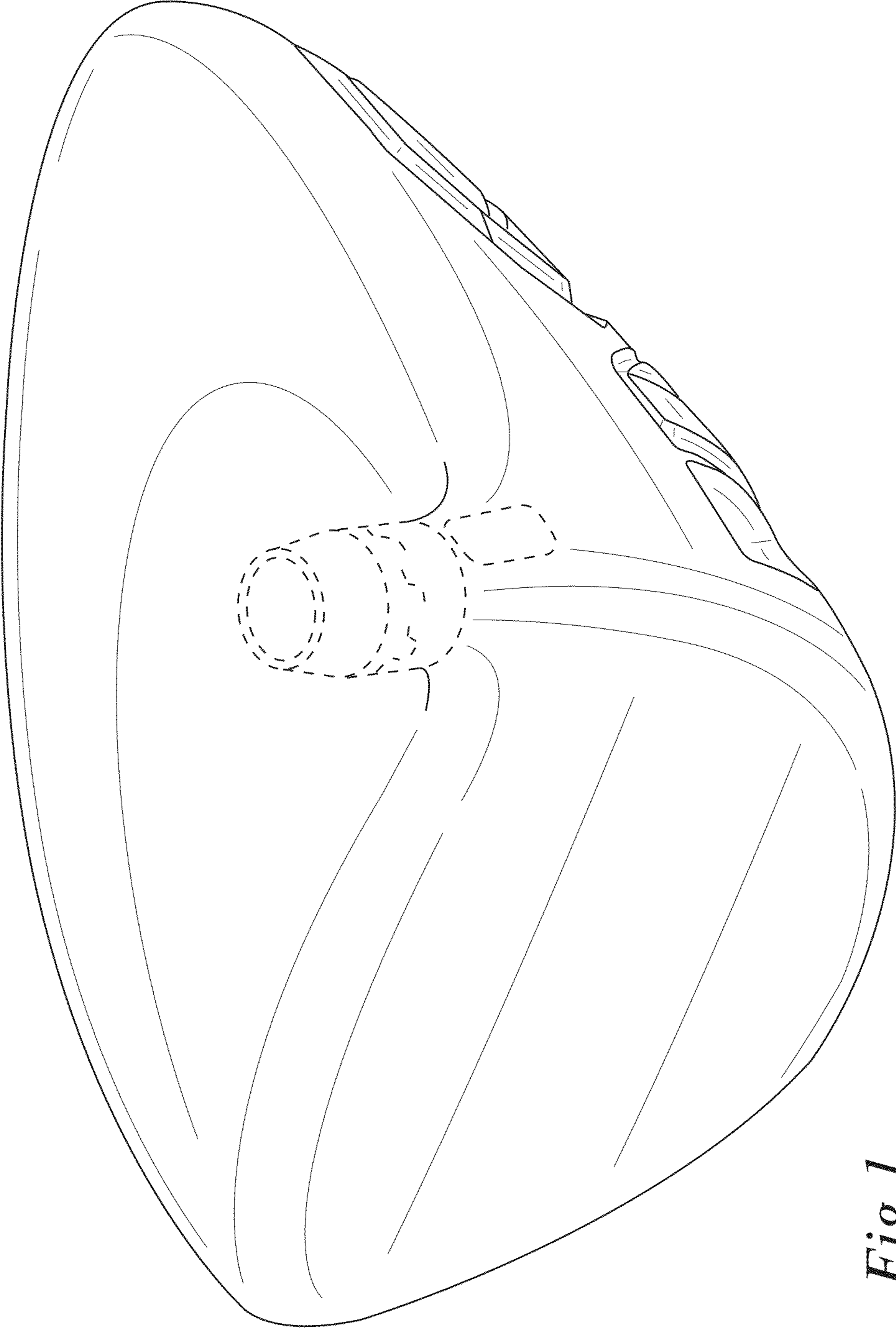


Fig. 1

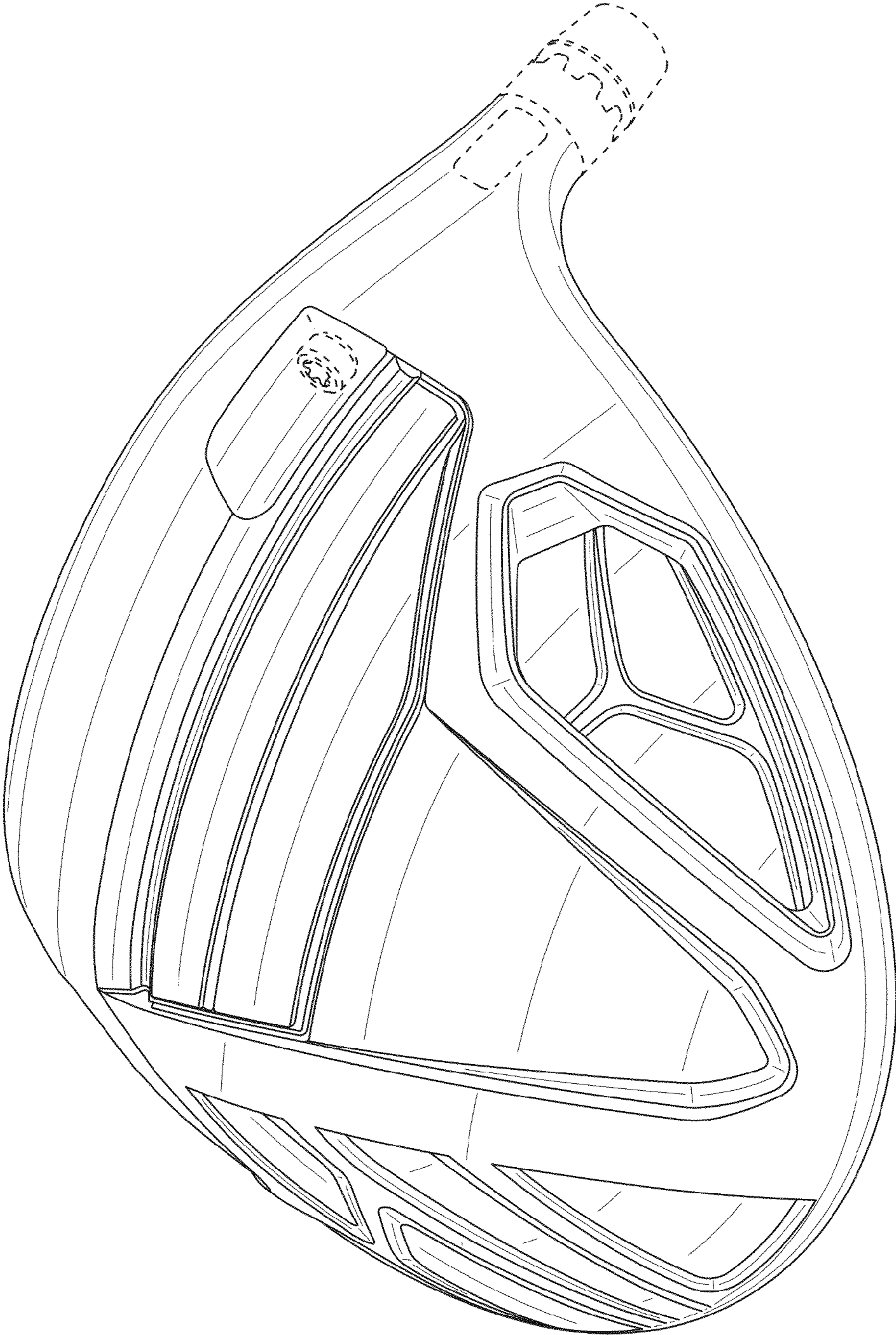


Fig.2



Fig.3




Fig.4

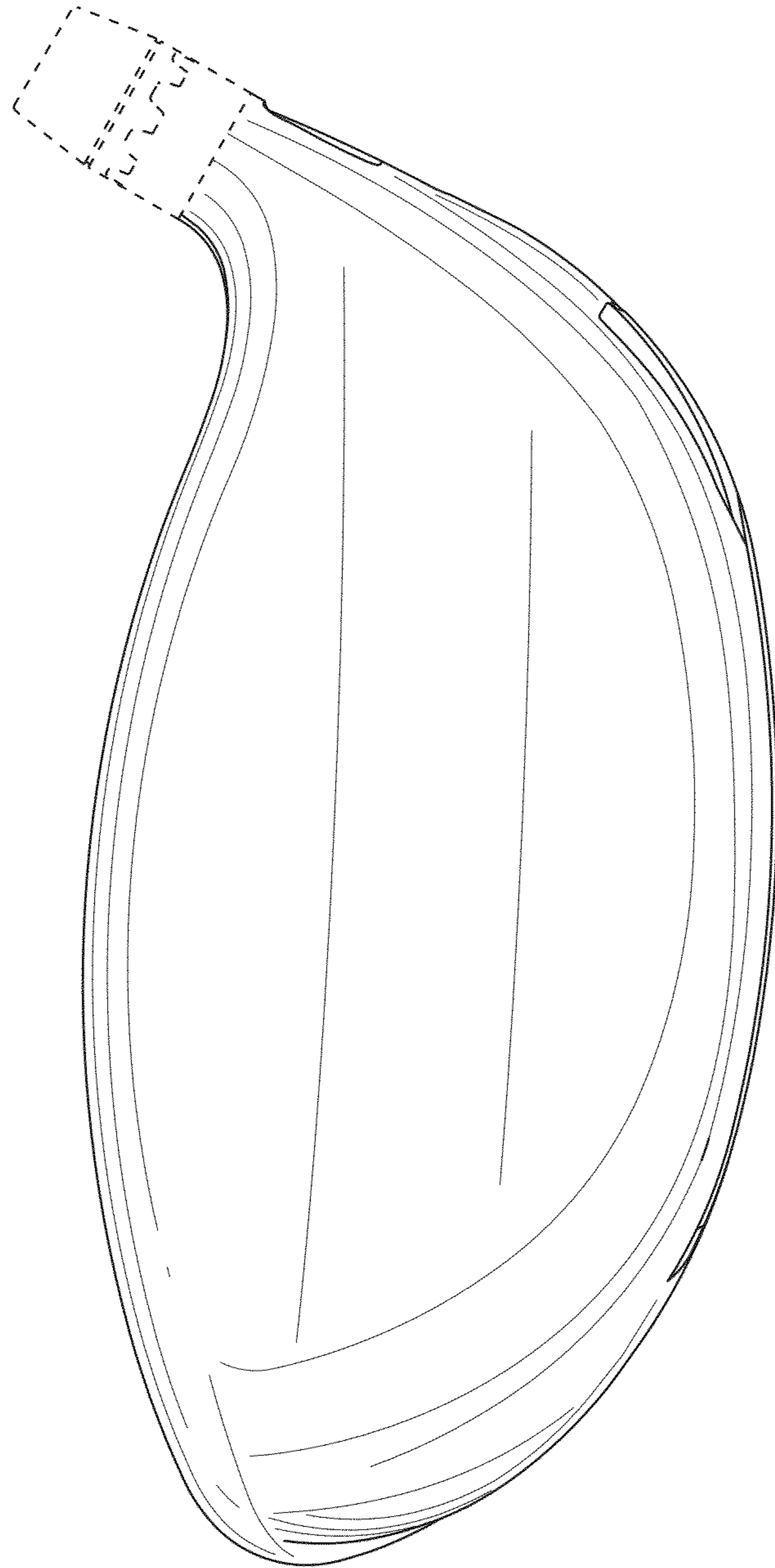


Fig. 5




Fig. 6

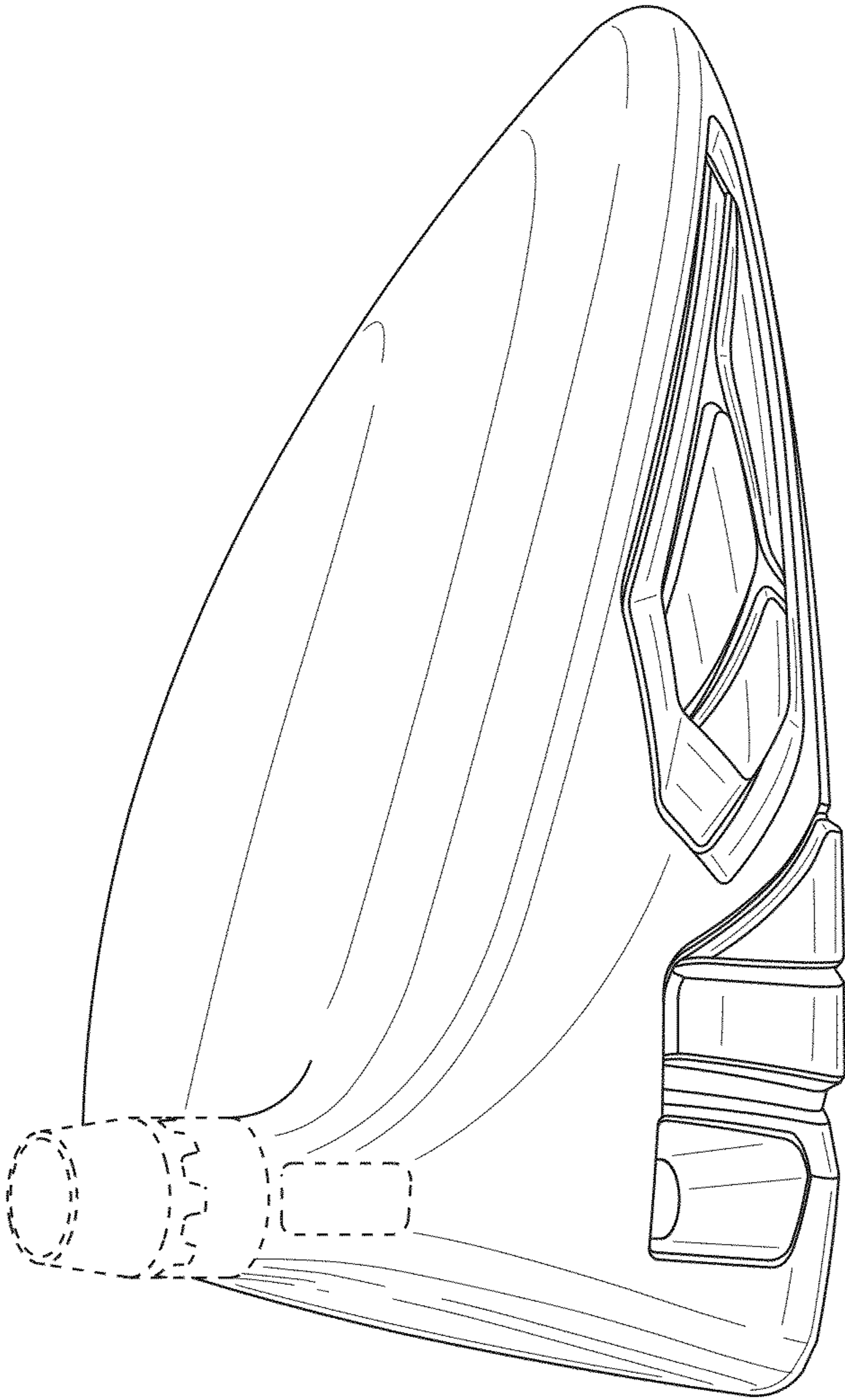


Fig. 7

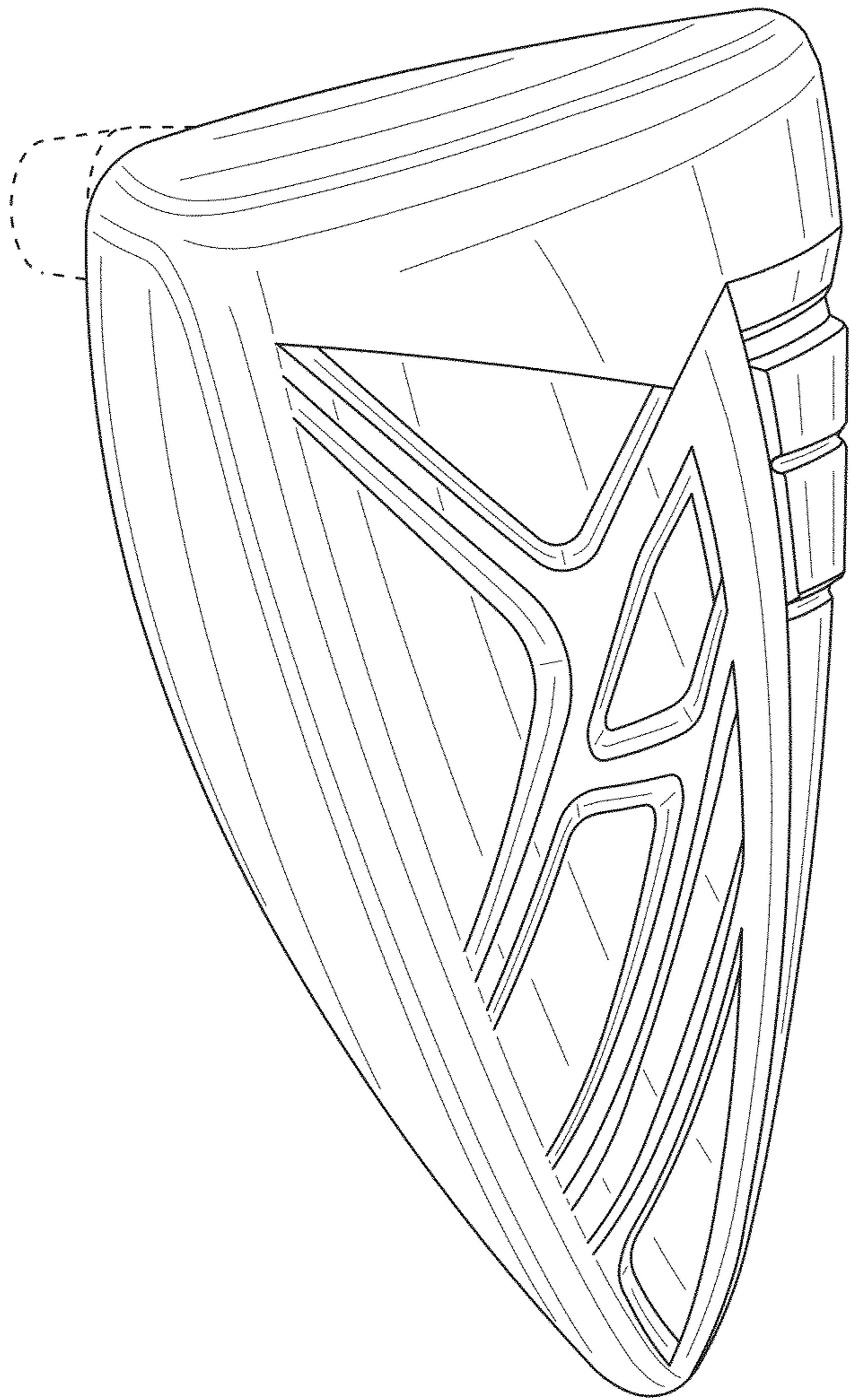


Fig. 8