



US00D709129S

(12) **United States Design Patent**  
**Moertl**

(10) **Patent No.:** **US D709,129 S**  
(45) **Date of Patent:** **\*\* Jul. 15, 2014**

(54) **DISPENSER**

(71) Applicant: **Glue Dots International, LLC,**  
Germantown, WI (US)

(72) Inventor: **Reid C. Moertl,** Wauwatosa, WI (US)

(73) Assignee: **Glue Dots International, LLC,**  
Germantown, WI (US)

(\*\*) Term: **14 Years**

(21) Appl. No.: **29/481,944**

(22) Filed: **Feb. 12, 2014**

**Related U.S. Application Data**

(62) Division of application No. 29/406,834, filed on Nov. 18, 2011.

(51) **LOC (10) Cl.** ..... **19-02**

(52) **U.S. Cl.**  
USPC ..... **D19/69**

(58) **Field of Classification Search**

USPC ..... D19/66, 67, 68, 69, 70; 156/523, 257,  
156/540, 577; 206/411; 225/6, 25, 39, 77;  
242/588, 588.1, 588.2, 588.3, 588.6, 5  
See application file for complete search history.

(56) **References Cited**

**U.S. PATENT DOCUMENTS**

2,276,297 A 12/1938 Flood  
2,373,062 A 4/1945 Stahly

(Continued)

**FOREIGN PATENT DOCUMENTS**

DE 2362897 6/1975  
DE 4319023 9/1994

(Continued)

*Primary Examiner* — Austin Murphy

(74) *Attorney, Agent, or Firm* — Reinhart Boerner Van  
Deuren s.c.

(57) **CLAIM**

The ornamental design for a dispenser, as shown and described.

**DESCRIPTION**

FIG. 1 is an isometric view of an embodiment of the claimed design;

FIG. 2 is a front view of the claimed design of FIG. 1;

FIG. 3 is a back view of the claimed design of FIGS. 1 and 2;

FIG. 4 is right side view of the claimed design of FIGS. 1-3;

FIG. 5 is a left side view of the claimed design of FIGS. 1-4;

FIG. 6 is a top view of the claimed design of FIGS. 1-5;

FIG. 7 is a bottom view of the claimed design of FIGS. 1-6;

FIG. 8 is an isometric view of a second embodiment of the claimed design;

FIG. 9 is a front view of the claimed design of FIG. 8;

FIG. 10 is a back view of the claimed design of FIGS. 8 and 9;

FIG. 11 is a right side view of the claimed design of FIGS. 8-10;

FIG. 12 is a left side view of the claimed design of FIGS. 8-11;

FIG. 13 is a top view of the claimed design of FIGS. 8-12;

FIG. 14 is a bottom view of the claimed design of FIGS. 8-13;

FIG. 15 is an isometric view of a third embodiment of the claimed design;

FIG. 16 is a front view of the claimed design of FIG. 15;

FIG. 17 is a back view of the claimed design of FIGS. 15 and 16;

FIG. 18 is a right side view of the claimed design of FIGS. 15-17;

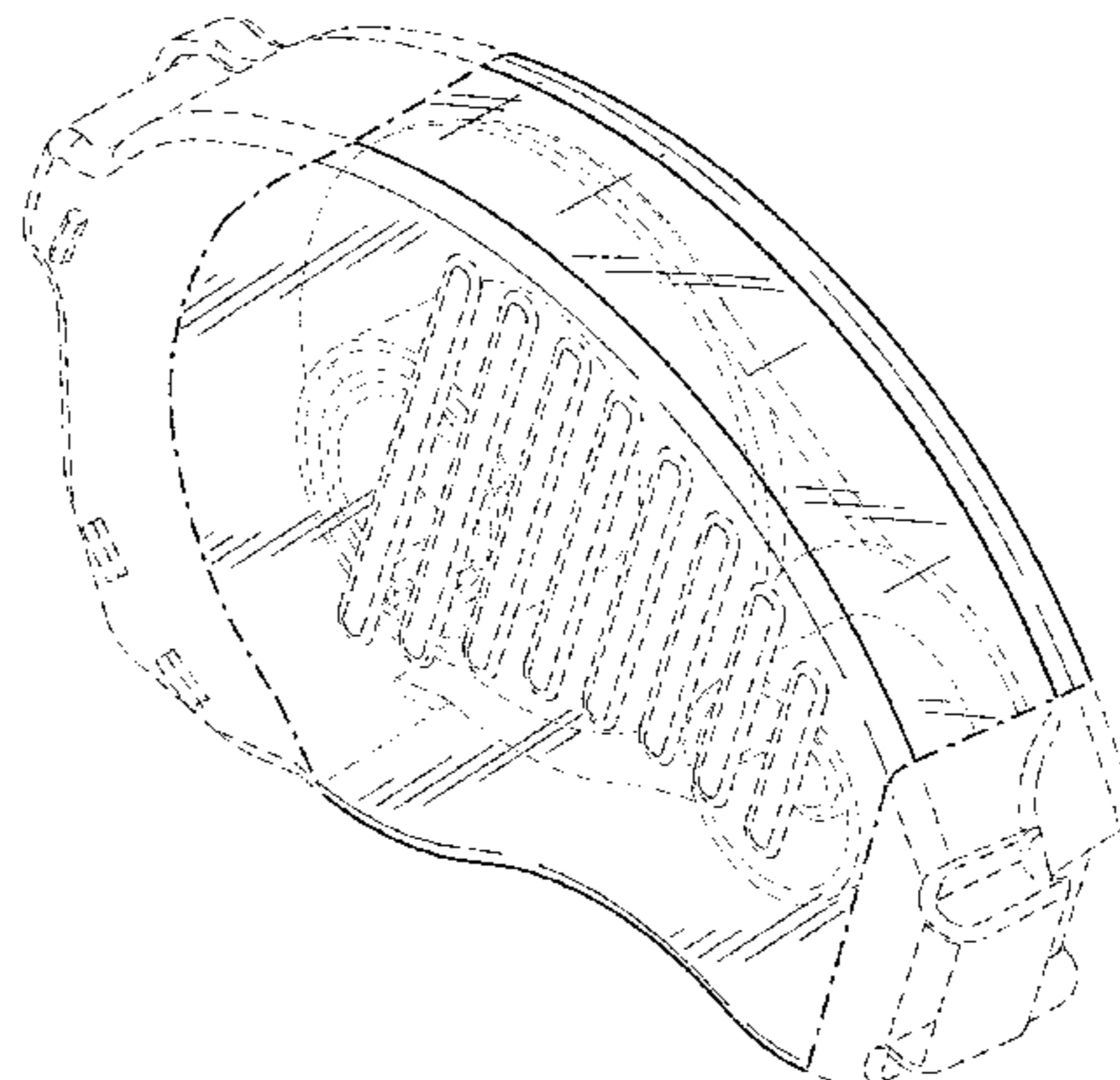
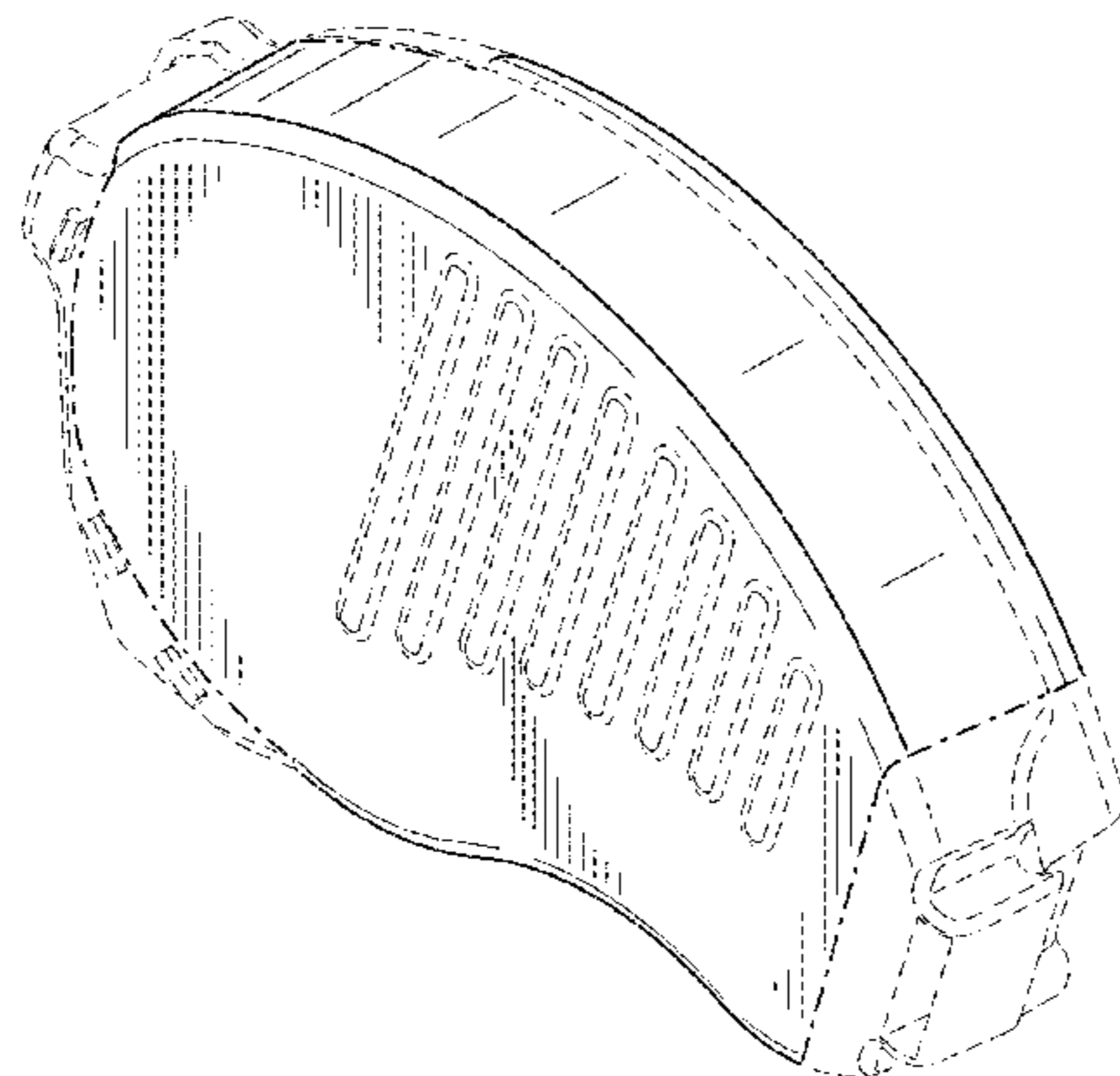
FIG. 19 is a left side view of the claimed design of FIGS. 15-18;

FIG. 20 is a top view of the claimed design of FIGS. 15-19; and,

FIG. 21 is a bottom view of the claimed design of FIGS. 15-20.

The ornamental design which is claimed is shown in solid lines in the drawings. The dot-dash lines in FIGS. 1-21 define boundaries of the claimed design and form no part thereof. The other broken lines and unshaded surfaces in the drawings are for illustrative purposes only and form no part of the claimed design.

**1 Claim, 9 Drawing Sheets**



(56)

References Cited

U.S. PATENT DOCUMENTS

2,373,092 A	4/1945	Avery	5,685,944 A	11/1997	Nose et al.
2,647,843 A	8/1953	Bemmels	5,738,755 A	4/1998	Hartman
2,764,694 A	9/1956	Kinzer	5,749,994 A	5/1998	Sundet
2,838,171 A	6/1958	Kaspar	5,779,852 A	7/1998	Haney et al.
2,879,547 A	3/1959	Morris	5,875,715 A	3/1999	Hamisch, Jr. et al.
2,912,140 A	11/1959	Cole	5,906,443 A	5/1999	Goodwin et al.
3,066,881 A	12/1962	Krueger	5,910,227 A	6/1999	Mistyurik et al.
3,225,916 A	12/1965	Field et al.	5,934,189 A	8/1999	Mistyurik et al.
3,239,403 A	3/1966	Williams et al.	5,935,670 A	8/1999	Downs
3,267,623 A	8/1966	Block	5,988,249 A	11/1999	Mistyurik et al.
3,308,002 A	3/1967	Bremer et al.	6,102,098 A	8/2000	Randazzo
3,445,263 A	5/1969	Alexander	6,143,105 A	11/2000	Nash et al.
3,457,919 A	7/1969	Harbard	D436,625 S	1/2001	Katami
3,464,883 A	9/1969	Moline et al.	6,171,439 B1	1/2001	Grueneweg
3,567,148 A	3/1971	Ottavan	6,206,072 B1	3/2001	Orihara et al.
3,582,438 A	6/1971	Harbour	6,230,780 B1	5/2001	Rietheimer
3,595,204 A	7/1971	McIntyre et al.	6,280,565 B1	8/2001	Underwood
3,619,324 A	11/1971	Sato	6,319,442 B1	11/2001	Downs
3,736,281 A	5/1973	Russell	D456,450 S	4/2002	Kimura
3,741,486 A	6/1973	Kawamatu	6,363,990 B1	4/2002	Kozaki
3,741,786 A	6/1973	Torrey	6,433,055 B1	8/2002	Kleyer et al.
3,877,959 A	4/1975	Weiss	6,439,289 B1	8/2002	Schlotthauer
3,881,041 A	4/1975	Glienke	6,527,888 B2	3/2003	Williams et al.
3,932,326 A	1/1976	Hoh et al.	D476,035 S	6/2003	Katami
3,932,328 A	1/1976	Korpman	6,634,400 B2	10/2003	Barbosa
3,956,223 A	5/1976	Chiang et al.	6,640,864 B2	11/2003	Downs
3,969,181 A	7/1976	Seabold	6,686,016 B2	2/2004	Downs
3,997,702 A	12/1976	Schurb et al.	D494,221 S	8/2004	Suzuki
4,002,794 A	1/1977	Schwarcz	D527,766 S	9/2006	Mitsui et al.
4,100,852 A	7/1978	Hamisch, Jr.	D539,351 S *	3/2007	Mitsui et al. .... D19/69
4,116,746 A	9/1978	Hamisch, Jr.	D559,912 S	1/2008	Kai et al.
4,211,805 A	7/1980	Chamberlin	D571,402 S	6/2008	Kai et al.
4,272,311 A	6/1981	D'Angelo et al.	D574,431 S	8/2008	Kouda
4,294,357 A	10/1981	Stevens et al.	D577,771 S	9/2008	Kouda
4,387,831 A	6/1983	McNally	D594,904 S	6/2009	Kai et al.
4,440,830 A	4/1984	Wempe	D595,774 S	7/2009	Kouda
4,452,667 A	6/1984	Chang	D598,498 S *	8/2009	Kinugasa et al. .... D19/69
4,470,864 A	9/1984	Haden, Jr. et al.	D598,956 S	8/2009	Matsushita et al.
4,508,588 A	4/1985	Parrish	7,776,173 B2	8/2010	Schumacher et al.
4,537,934 A	8/1985	Fock et al.	7,837,815 B2	11/2010	Downs et al.
4,543,099 A	9/1985	Bunnelle et al.	7,900,679 B2 *	3/2011	Kinugasa et al. .... 156/577
4,560,087 A	12/1985	Sato et al.	7,927,450 B2	4/2011	Spaulding et al.
4,562,102 A	12/1985	Rabuse et al.	D640,742 S *	6/2011	Booty, Jr. .... D19/69
4,699,685 A	10/1987	Sato	8,006,734 B2	8/2011	Hajny et al.
4,718,971 A	1/1988	Summers	D645,513 S	9/2011	Mitsui et al.
4,719,261 A	1/1988	Bunnelle et al.	2002/0059984 A1	5/2002	Goodwin et al.
4,731,066 A	3/1988	Korpman	2002/0153106 A1 *	10/2002	Huthmacher .... 156/577
4,804,437 A	2/1989	Tirtoprodjo et al.	2003/0056869 A1	3/2003	Tate et al.
4,820,446 A	4/1989	Prud'Homme	2003/0084987 A1	5/2003	Rodriguez et al.
4,822,687 A	4/1989	Kessel et al.	2003/0116284 A1	6/2003	Downs
4,844,636 A	7/1989	Paque	2003/0118771 A1	6/2003	Downs
4,846,924 A	7/1989	Morrison	2003/0205332 A1 *	11/2003	Shinya .... 156/577
4,851,074 A	7/1989	Hirromichi	2004/0194896 A1	10/2004	Steinberger
4,851,278 A	7/1989	Enanoza	2004/0219332 A1	11/2004	Dean et al.
4,959,008 A	9/1990	Wasulko	2005/0155717 A1 *	7/2005	Mitsui et al. .... 156/577
4,961,804 A	10/1990	Aurichio	2005/0255275 A1	11/2005	Downs et al.
4,965,113 A	10/1990	Jones et al.	2006/0244558 A1 *	11/2006	Kinugasa et al. .... 335/202
4,977,006 A	12/1990	Smith et al.	2007/0009307 A1 *	1/2007	Kai et al. .... 400/615.2
4,985,499 A	1/1991	Nishikawa et al.	2008/0017323 A1	1/2008	Peterson
5,045,145 A	9/1991	Becker	2011/0059282 A1	3/2011	Downs et al.
5,049,434 A	9/1991	Wasulko			
5,133,827 A	7/1992	Ratermann			
5,147,489 A	9/1992	Scrutton			
5,158,818 A	10/1992	Aurichio			
5,202,169 A	4/1993	Spendlove			
5,254,206 A	10/1993	Wing			
5,316,613 A	5/1994	Samuelson et al.			
5,344,681 A	9/1994	Calhoun et al.			
5,456,792 A	10/1995	Rodriguez et al.			
5,486,389 A	1/1996	Gerber			
5,489,453 A	2/1996	Friesch			
5,499,877 A	3/1996	Sakanishi et al.			
5,575,097 A	11/1996	Chou et al.			
5,575,202 A	11/1996	Pfeiffer			
5,683,545 A	11/1997	Goodwin et al.			

FOREIGN PATENT DOCUMENTS

DE	20210691	9/2002
EP	0609826	8/1994
EP	0619189	10/1994
EP	1233046	8/2002
EP	1445226	9/2004
EP	1541514	6/2005
GB	681096	10/1952
GB	780291	7/1957
GB	936447	9/1963
GB	936448	9/1963
GB	978566	12/1964
GB	1404925	9/1975
GB	2208825	4/1989
GB	2361442	10/2001
GB	2397258	7/2004
JP	2011684	1/1990

# US D709,129 S

Page 3

---

(56)

## References Cited

### FOREIGN PATENT DOCUMENTS

JP

10007310

1/1998

JP

2001018586

1/2001

WO

WO92/19447

11/1992

WO

WO2006054895

5/2006

\* cited by examiner

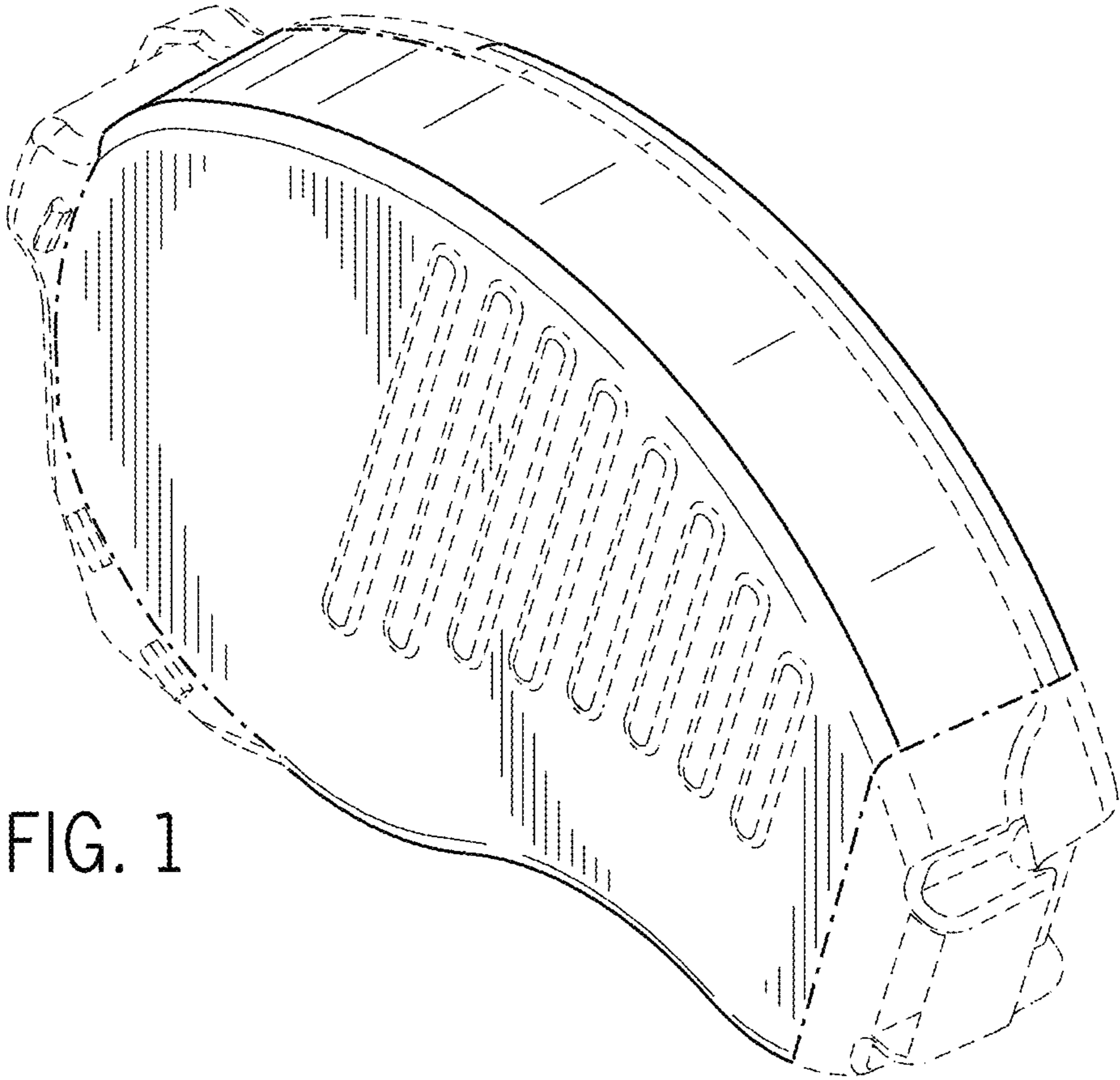


FIG. 1

FIG. 2

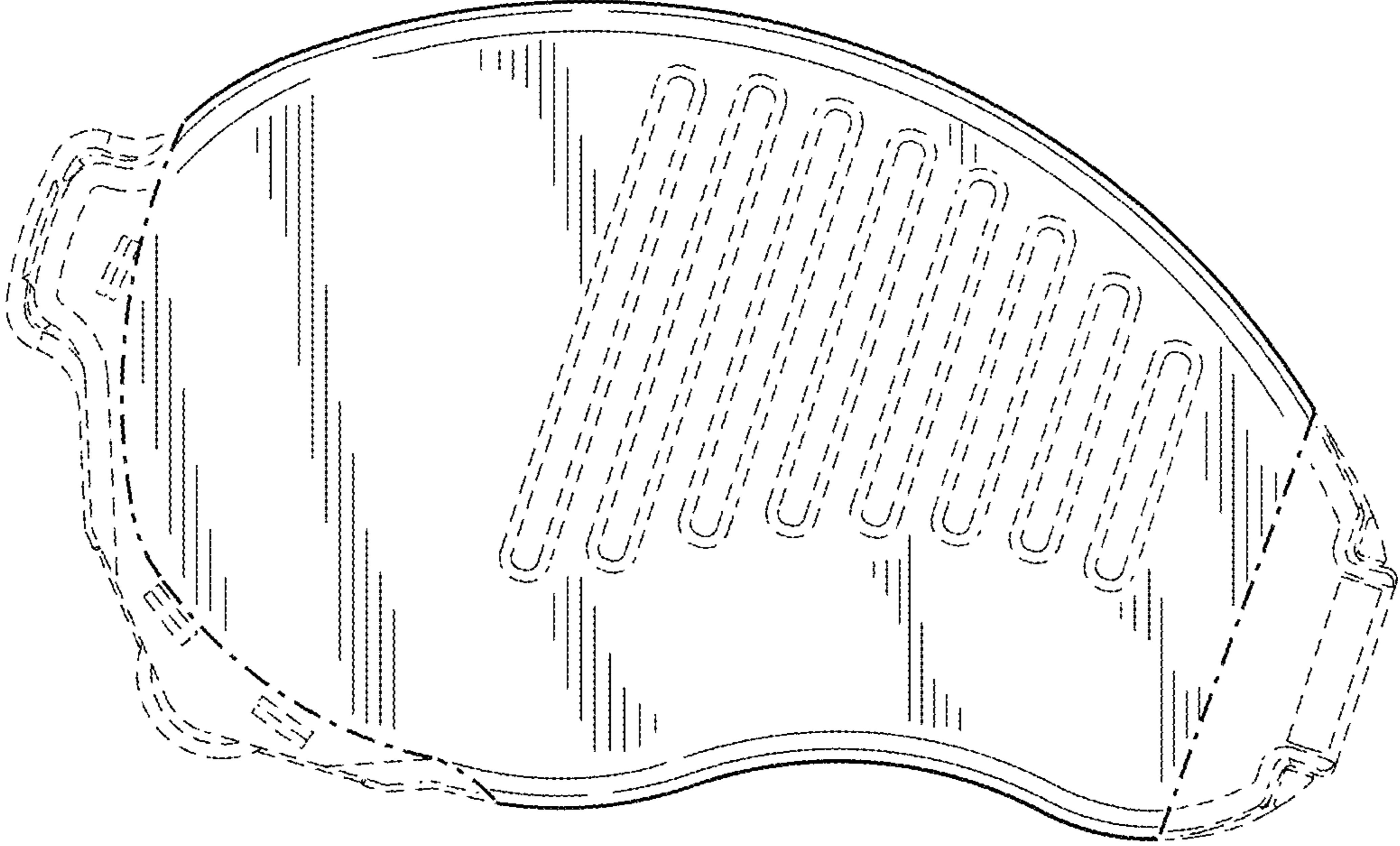


FIG. 3

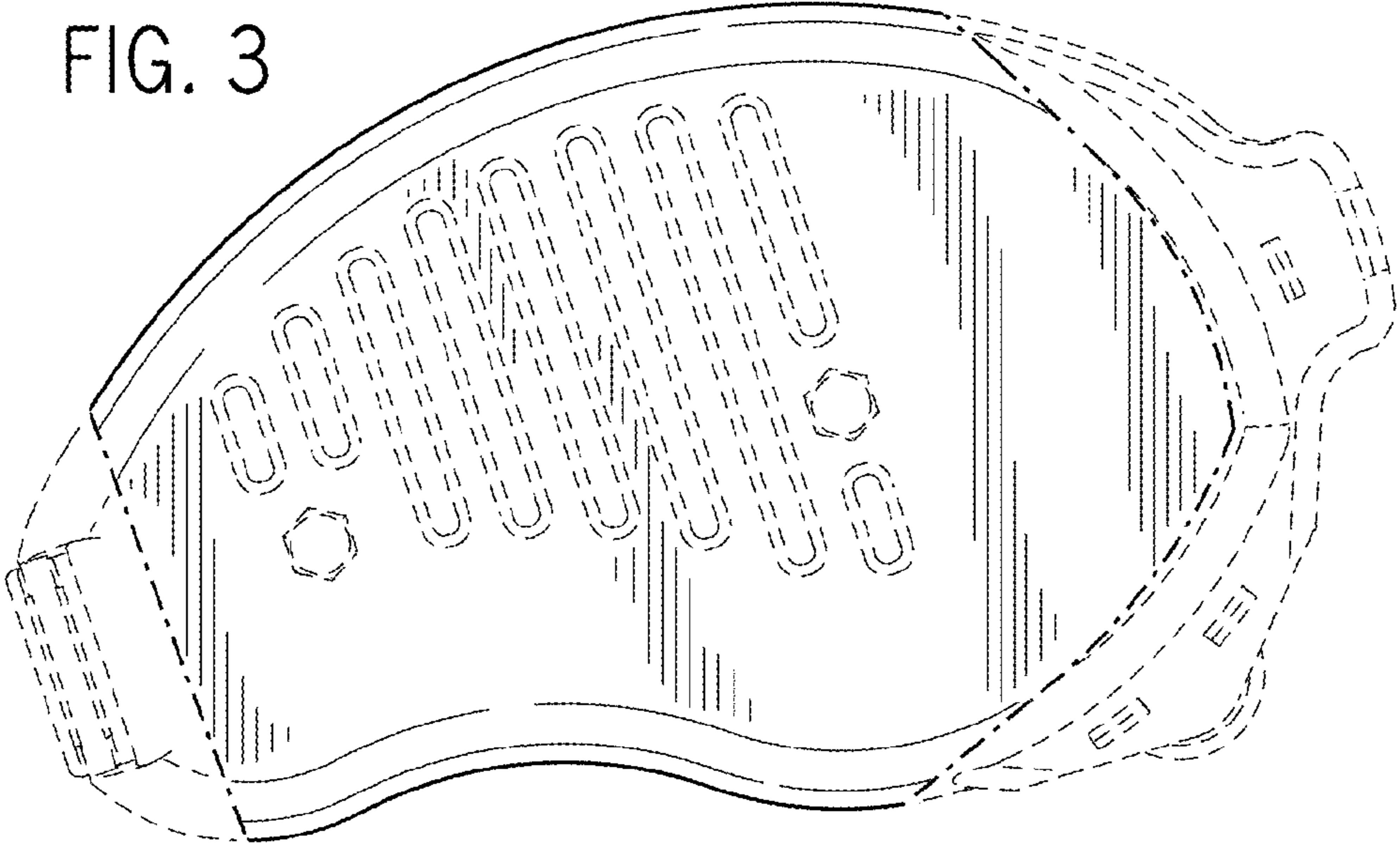


FIG. 4




FIG. 5

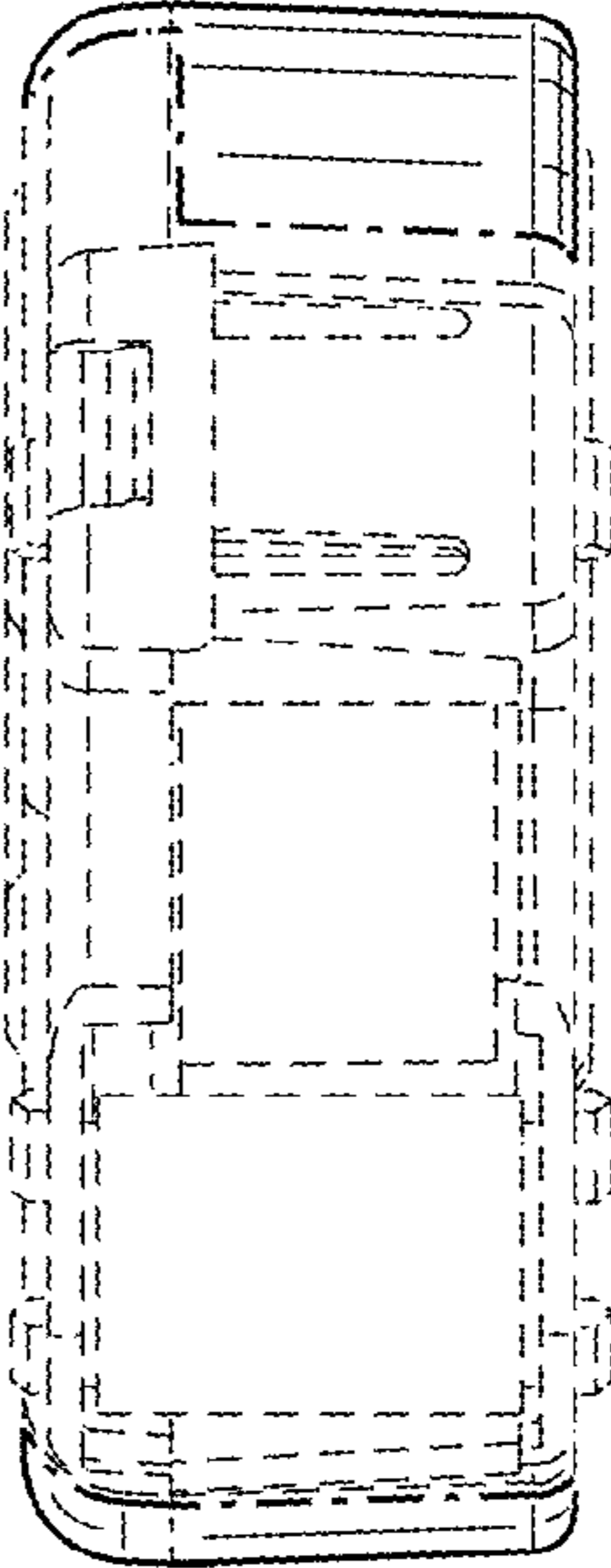


FIG. 6

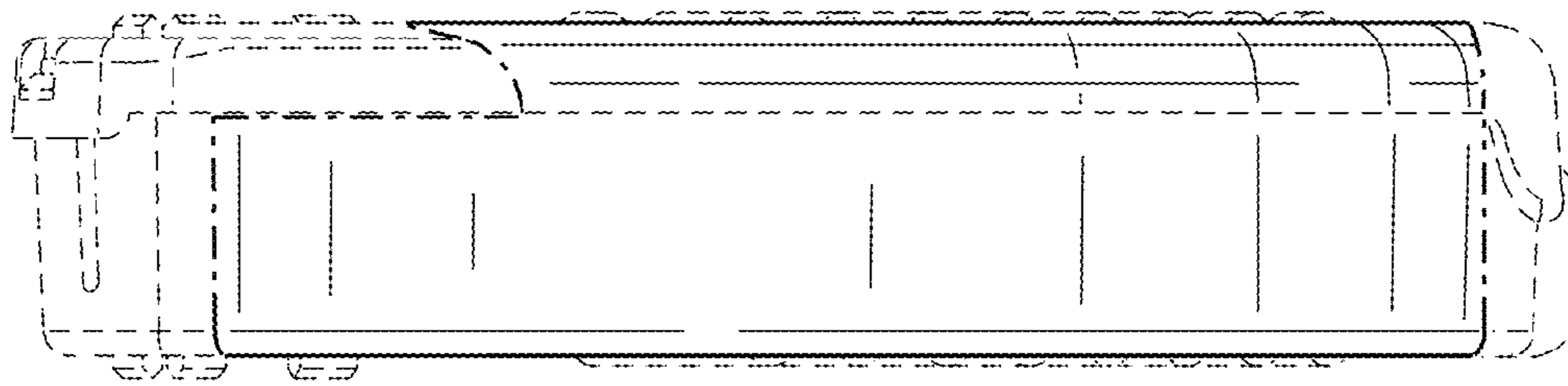
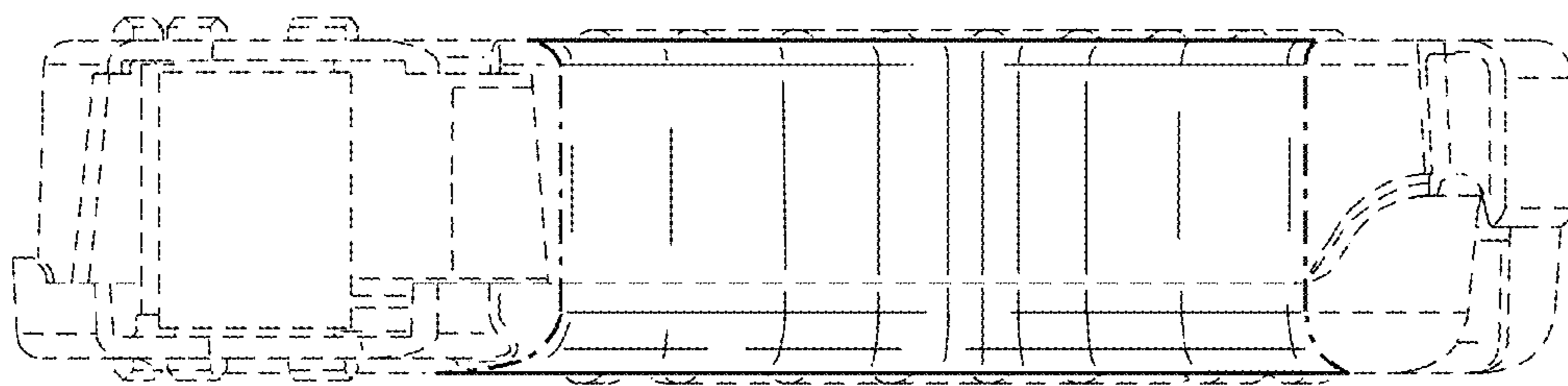


FIG. 7



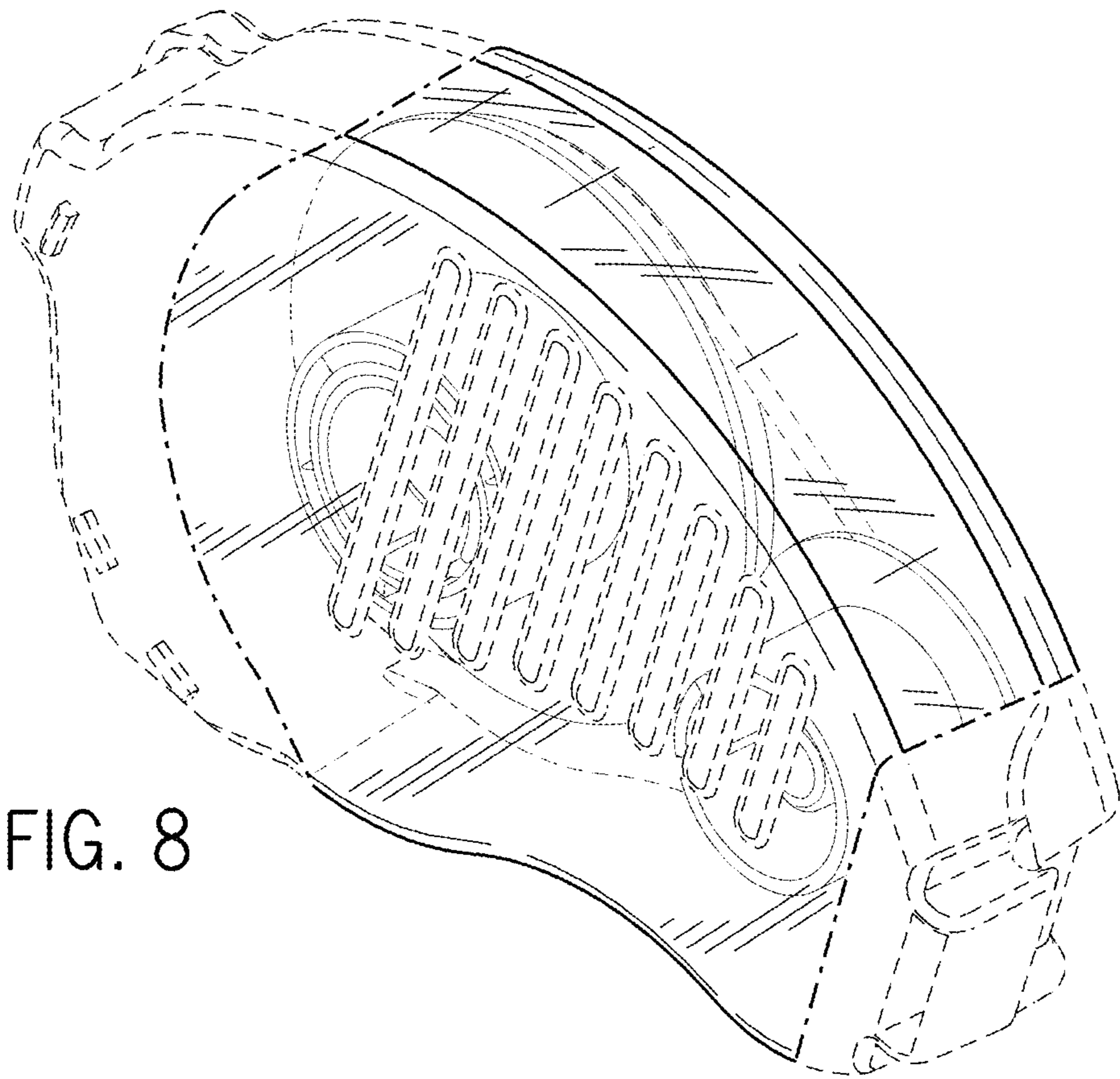


FIG. 8

FIG. 9

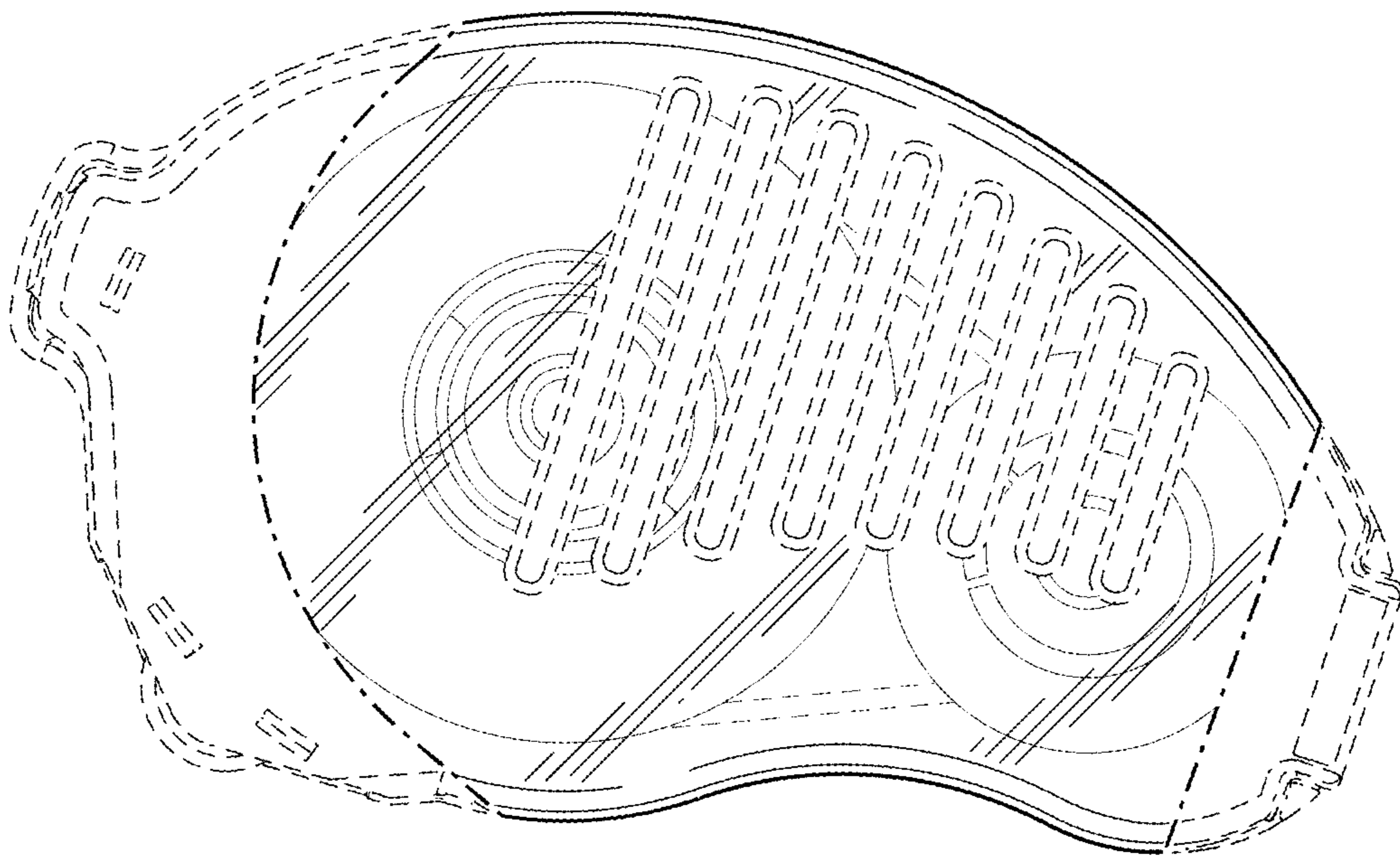


FIG. 10

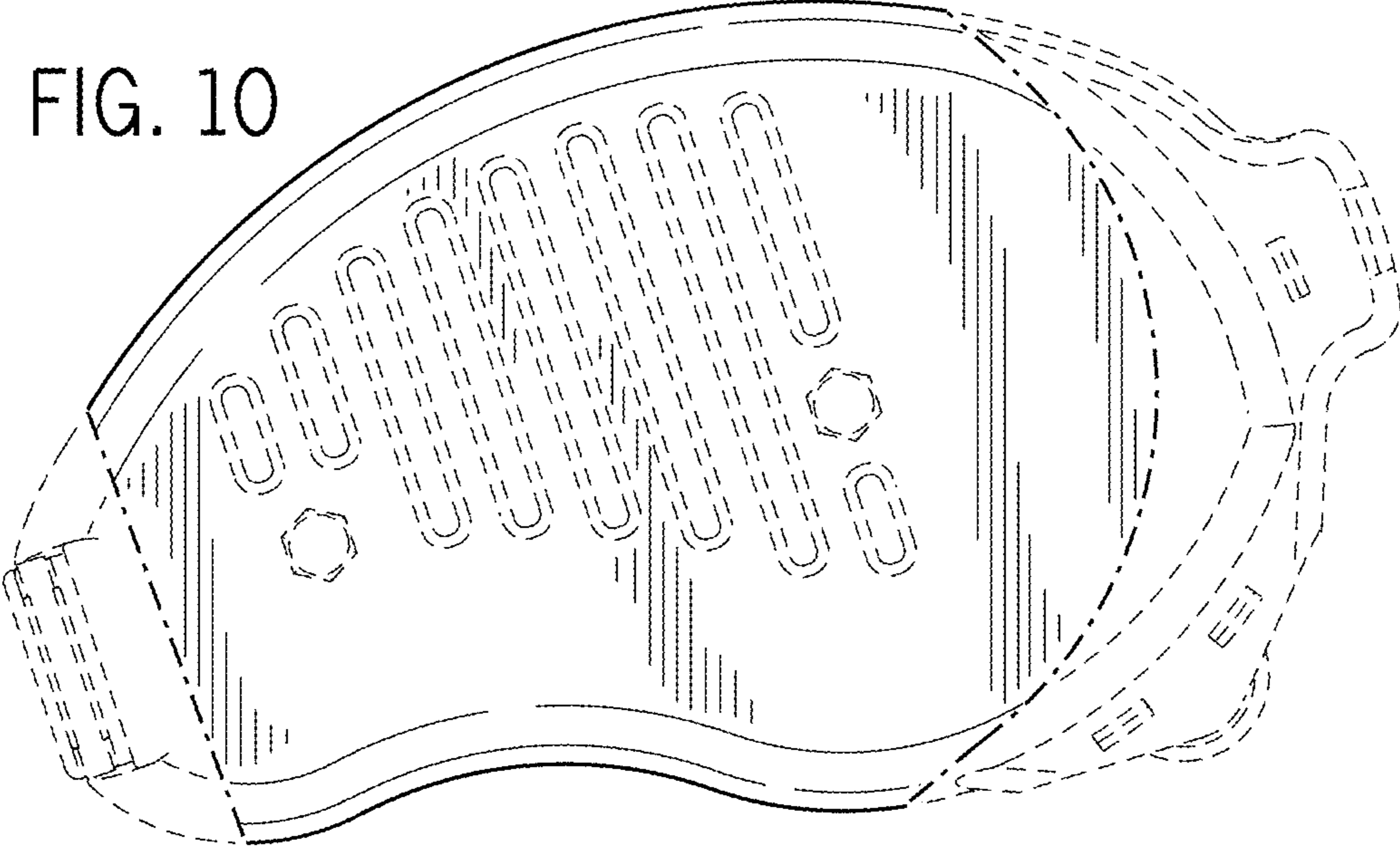


FIG. 11

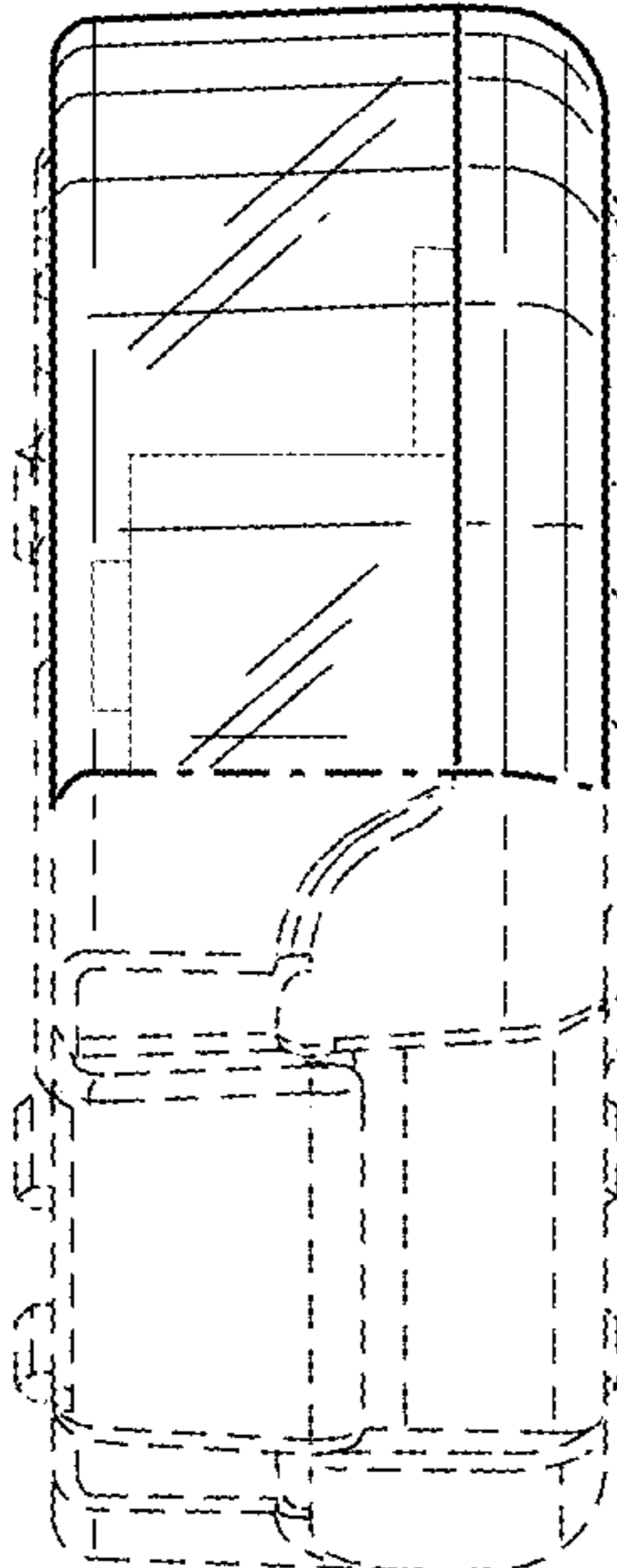


FIG. 12

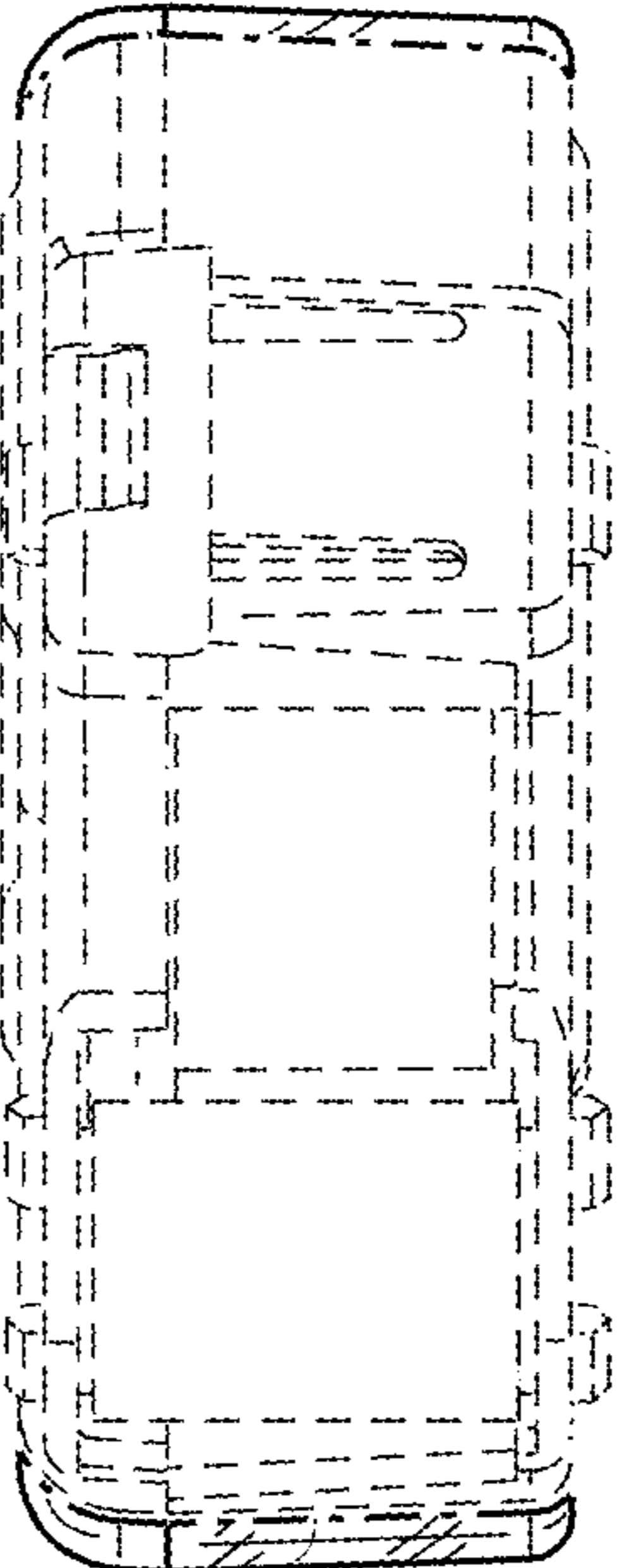




FIG. 13

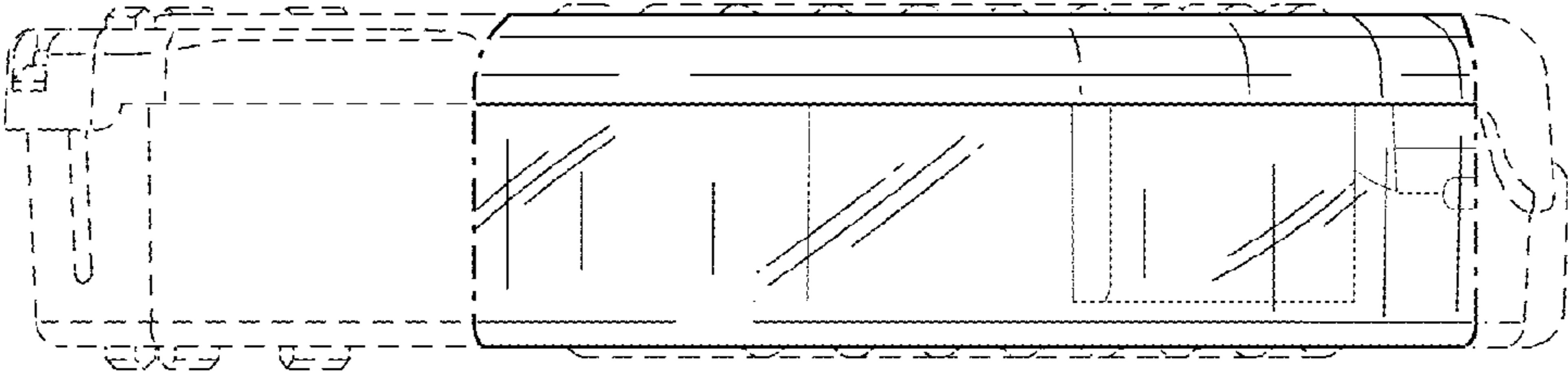
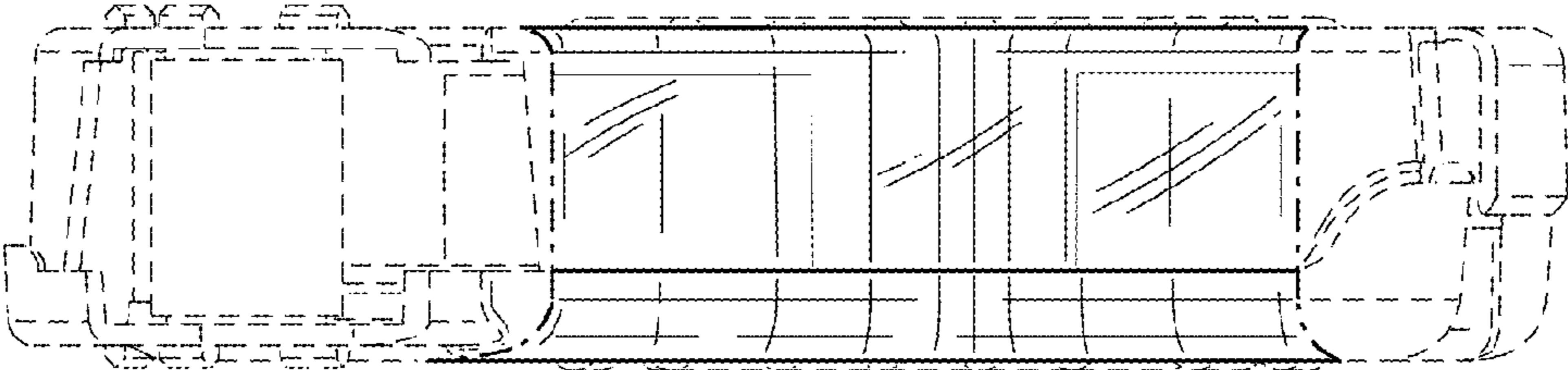


FIG. 14



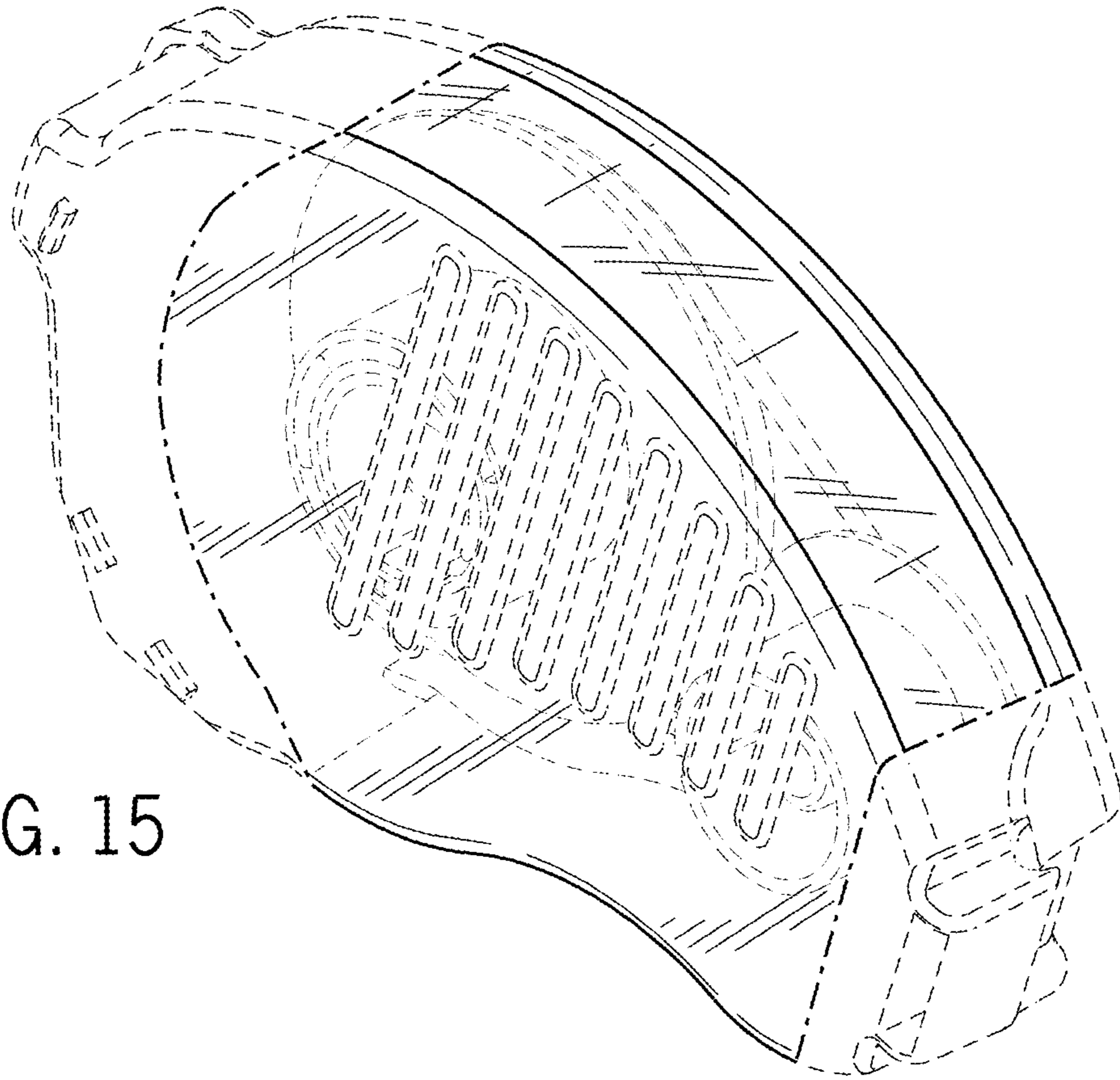
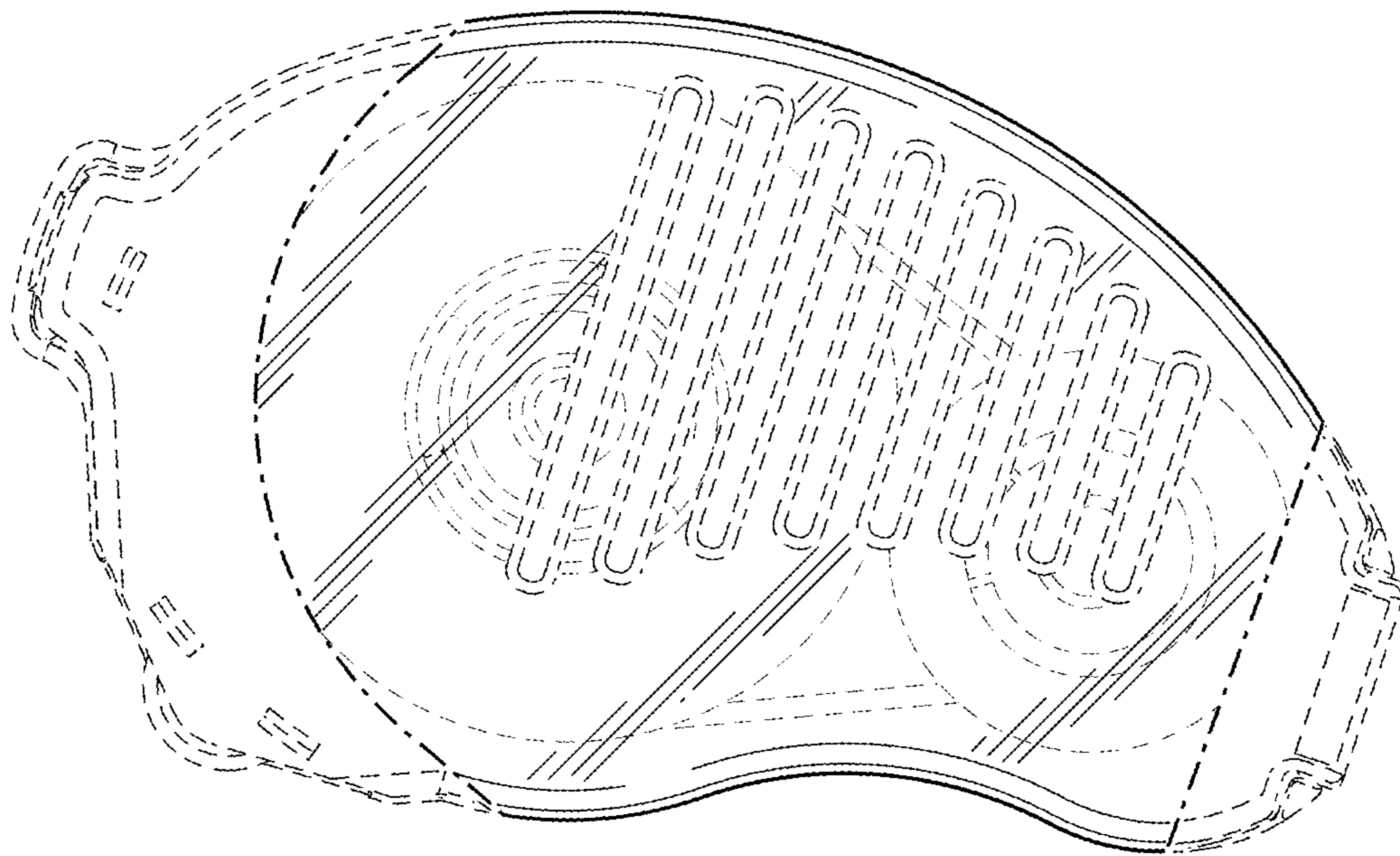


FIG. 15

FIG. 16



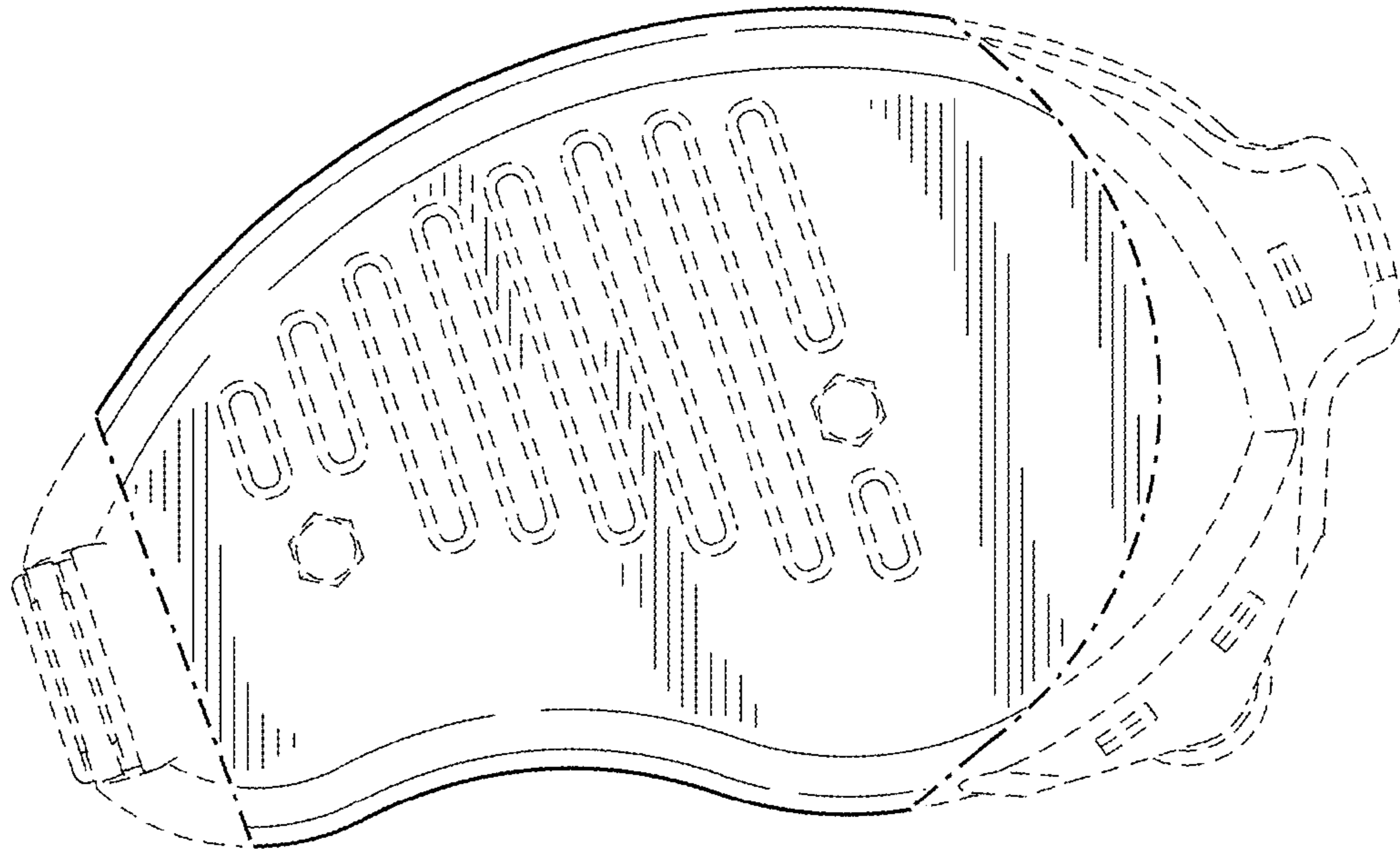


FIG. 17

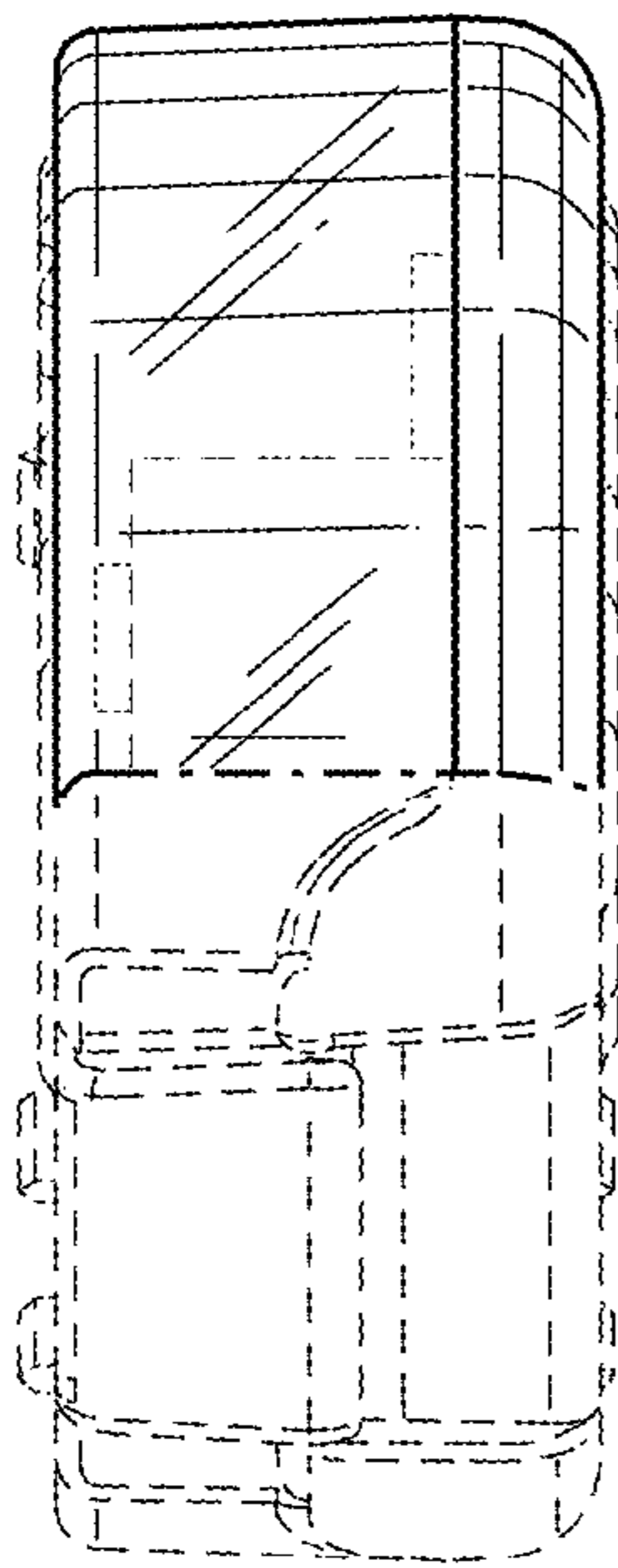


FIG. 18

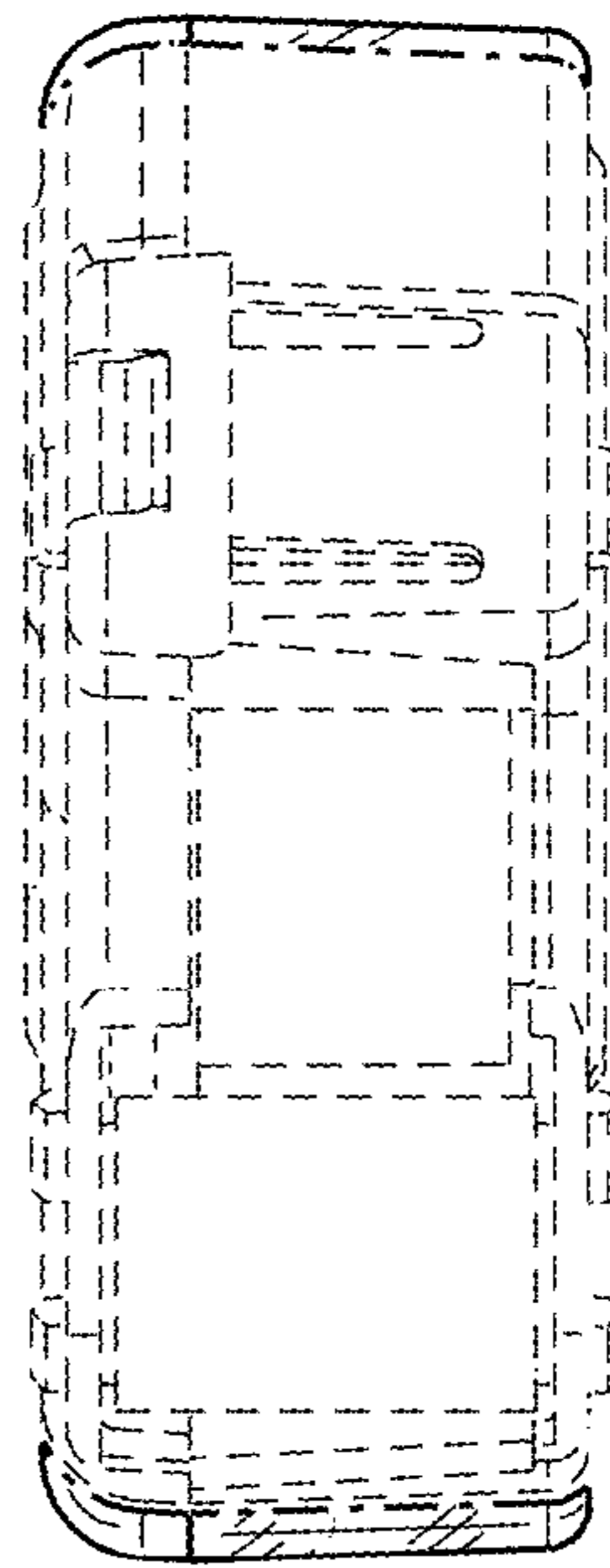


FIG. 19

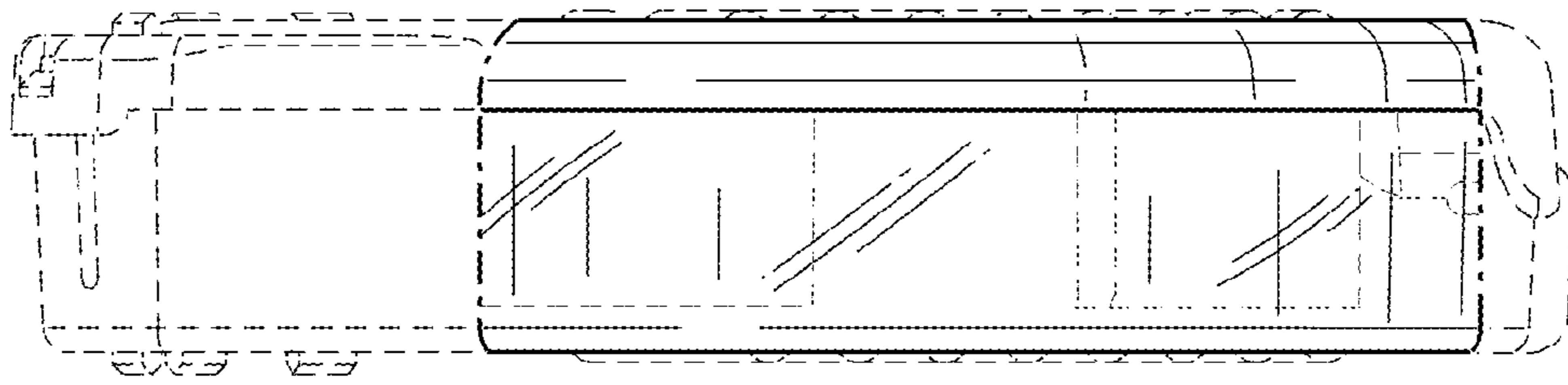


FIG. 20

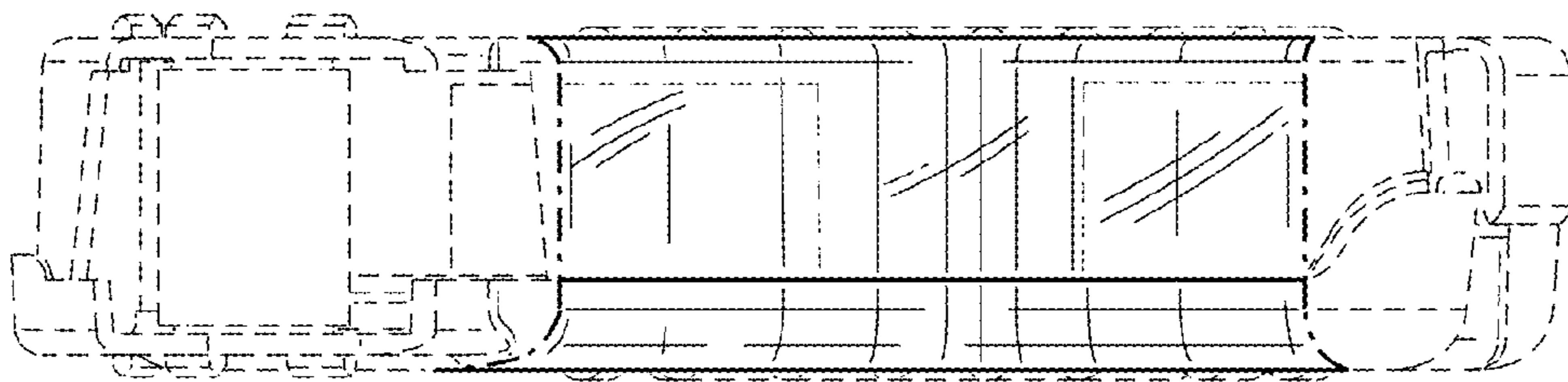


FIG. 21