



US00D709100S

(12) **United States Design Patent**
Hutsick et al.

(10) **Patent No.:** **US D709,100 S**
(45) **Date of Patent:** **** Jul. 15, 2014**

- (54) **COUNTERWEIGHT SYSTEM**
- (71) Applicant: **Harnischfeger Technologies, Inc.**,
Wilmington, DE (US)
- (72) Inventors: **James Hutsick**, Racine, WI (US);
Christopher Larson, Waukesha, WI
(US); **Daniel Schlegel**, Germantown, WI
(US)
- (73) Assignee: **Harnischfeger Technologies, Inc.**,
Wilmington, DE (US)
- (**) Term: **14 Years**
- (21) Appl. No.: **29/453,400**
- (22) Filed: **Apr. 29, 2013**

D455,763	S *	4/2002	Brandenburg et al.	D15/30
6,481,748	B1 *	11/2002	Okuda et al.	280/755
6,880,854	B2	4/2005	Powell		
7,036,251	B2 *	5/2006	Kojima et al.	37/466
D559,279	S *	1/2008	Sakitani et al.	D15/28
7,354,066	B2	4/2008	Yamamoto		
D579,465	S *	10/2008	Ochi et al.	D15/28
D582,947	S *	12/2008	Ueta et al.	D15/28
7,467,722	B2	12/2008	Ramun		
D587,285	S *	2/2009	Murakami et al.	D15/28
8,162,160	B2 *	4/2012	Zollondz et al.	212/196
D681,068	S *	4/2013	Larson et al.	D15/28
2005/0012314	A1 *	1/2005	Kubo et al.	280/757
2010/0224583	A1 *	9/2010	Mentink et al.	212/175
2011/0031202	A1 *	2/2011	Pech et al.	212/178

OTHER PUBLICATIONS

Lift Systems, Inc., 33 Ton Mobilift, equipment brochure (2009) 8 pages, East Moline, USA.

* cited by examiner

Primary Examiner — Mark Goodwin

(74) *Attorney, Agent, or Firm* — Michael Best & Friedrich LLP

Related U.S. Application Data

- (63) Continuation of application No. 29/417,427, filed on Apr. 3, 2012, now Pat. No. Des. 681,068.
- (51) **LOC (10) Cl.** **15-03**
- (52) **U.S. Cl.**
USPC **D15/28**
- (58) **Field of Classification Search**
USPC D15/10, 22–25, 28, 32, 33; 212/178,
212/197, 195; 280/759, 760; 914/719
See application file for complete search history.

(57) **CLAIM**

We claim the ornamental design for a counterweight system, as shown and described.

DESCRIPTION

FIG. 1 is a perspective view of a counterweight system showing our new design.

FIG. 2 is another perspective view thereof.

FIG. 3 is a front view thereof; and,

FIG. 4 is a bottom view thereof.

The broken lines shown in the drawings are for illustrative purposes only and form no part of the claimed design.

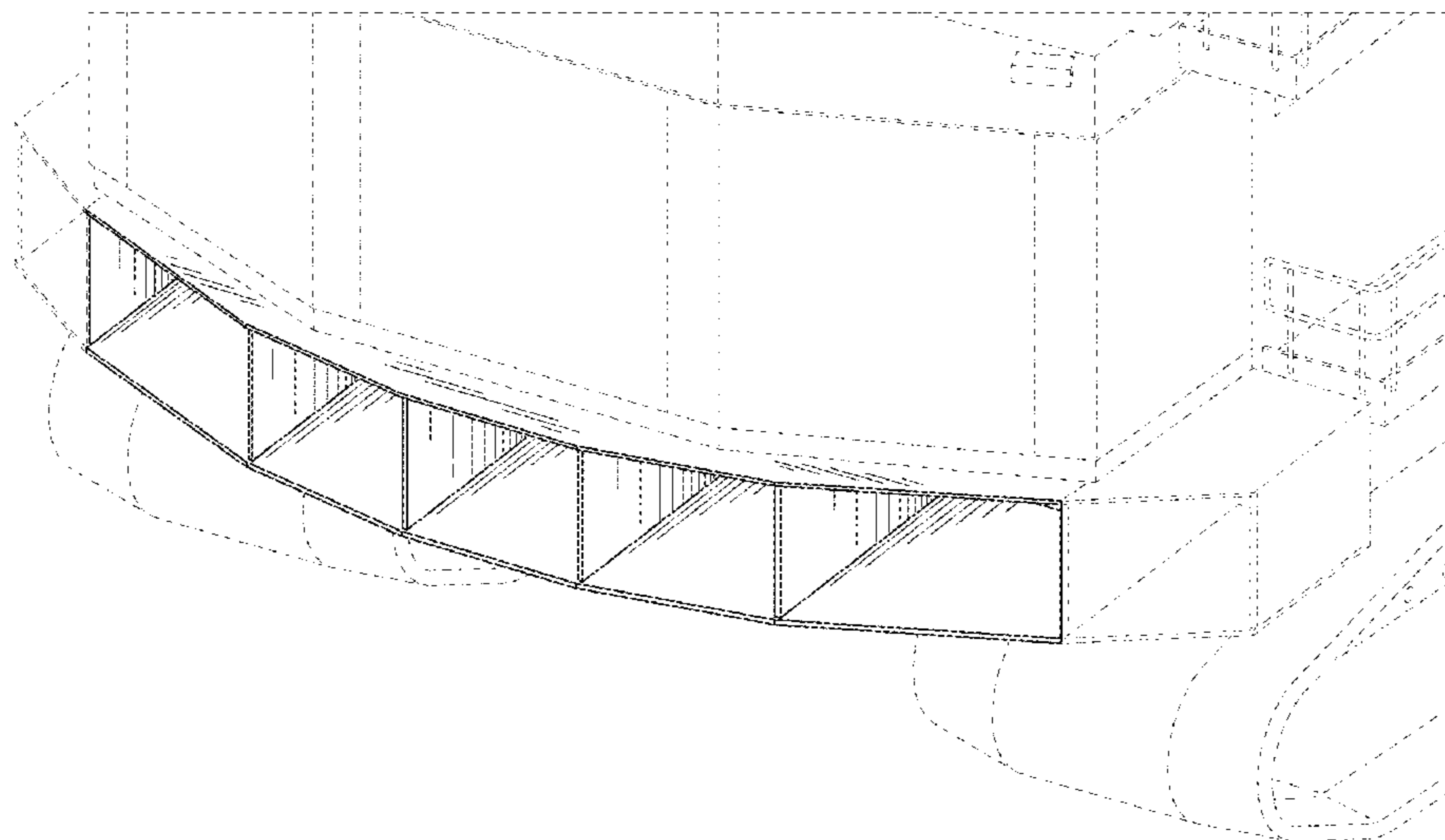
The portions of the counterweight box shown in broken lines having unequal length segments illustrate boundaries of the claimed design and form no part of the claimed design.

1 Claim, 3 Drawing Sheets

(56) **References Cited**

U.S. PATENT DOCUMENTS

2,701,728	A	2/1955	Miller		
2,925,149	A	2/1960	Hughson		
3,490,787	A	1/1970	Latterman et al.		
4,232,883	A	11/1980	Bourgeois et al.		
5,141,195	A *	8/1992	Toda et al.	248/364
D393,268	S *	4/1998	Tachinou et al.	D15/28
6,047,791	A	4/2000	Hoebelheinrich		
6,296,436	B1	10/2001	Ramun		



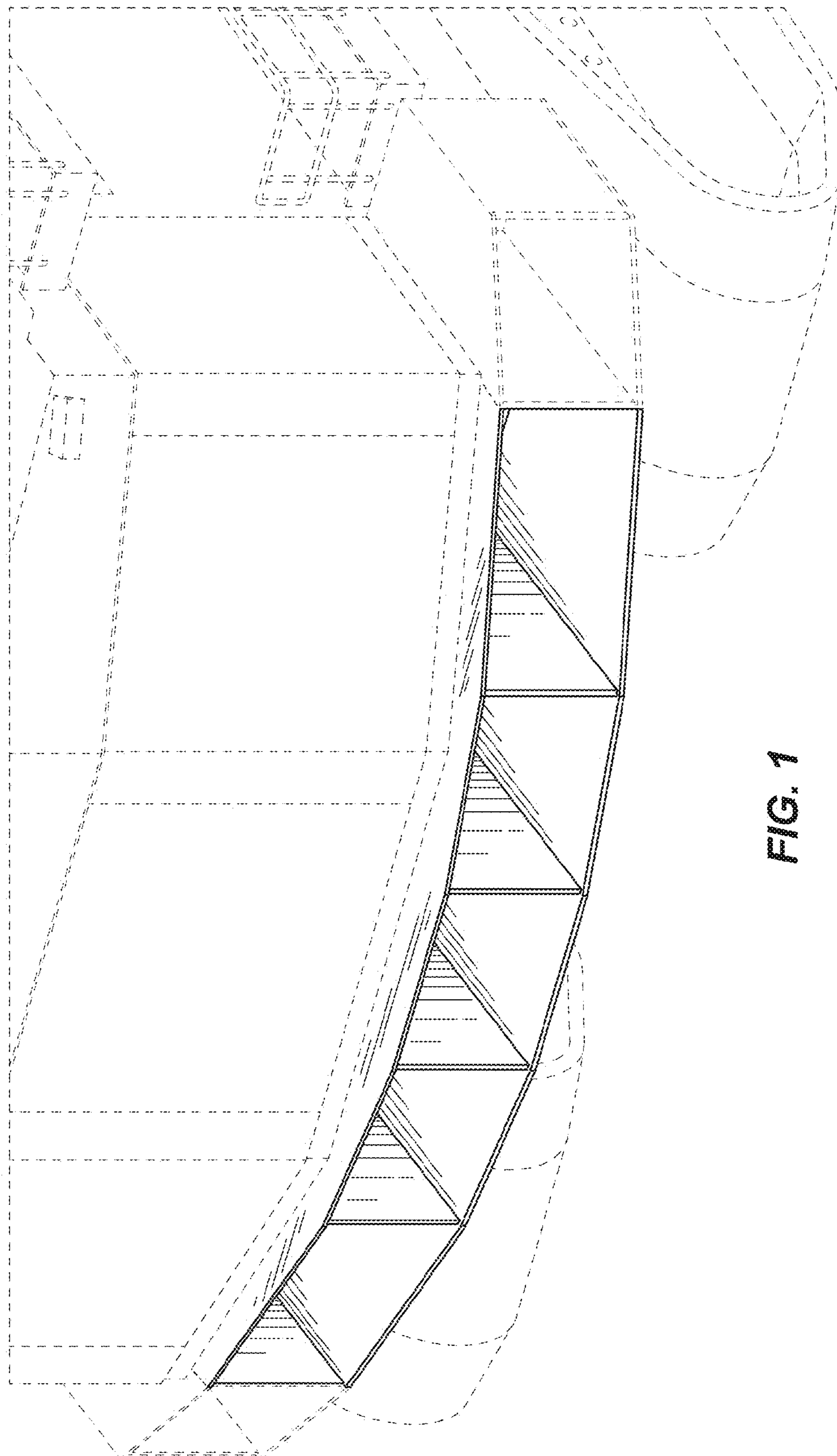


FIG. 1

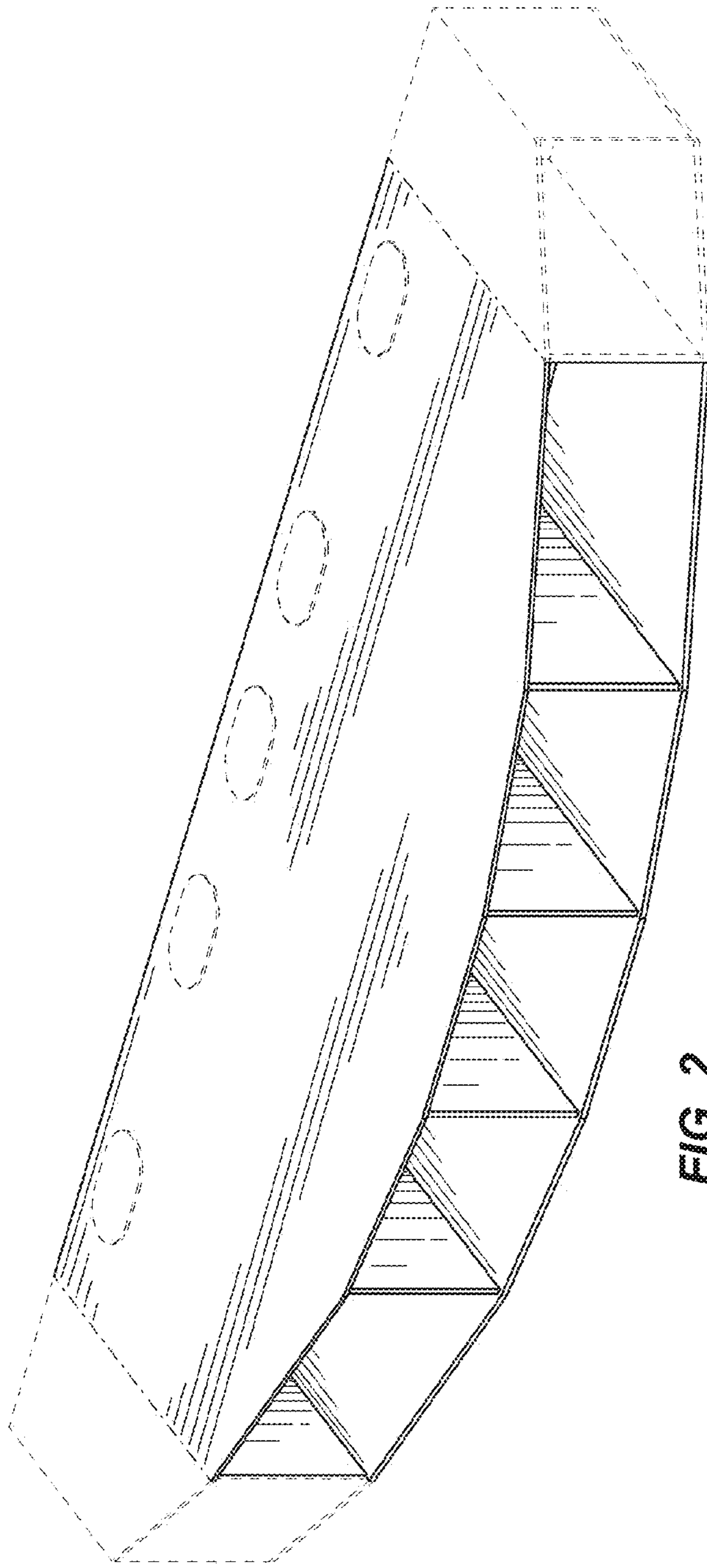


FIG. 2

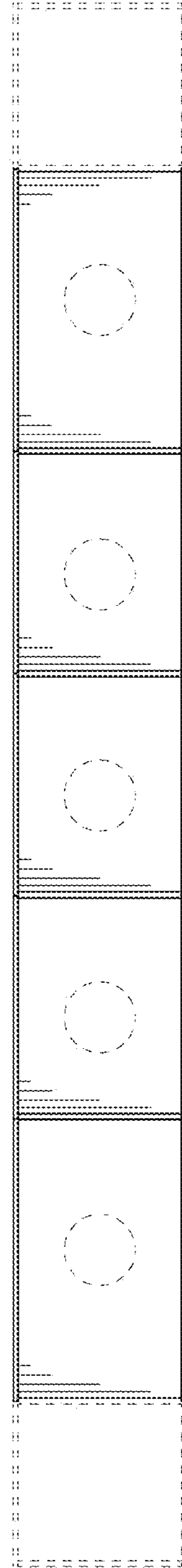


FIG. 3

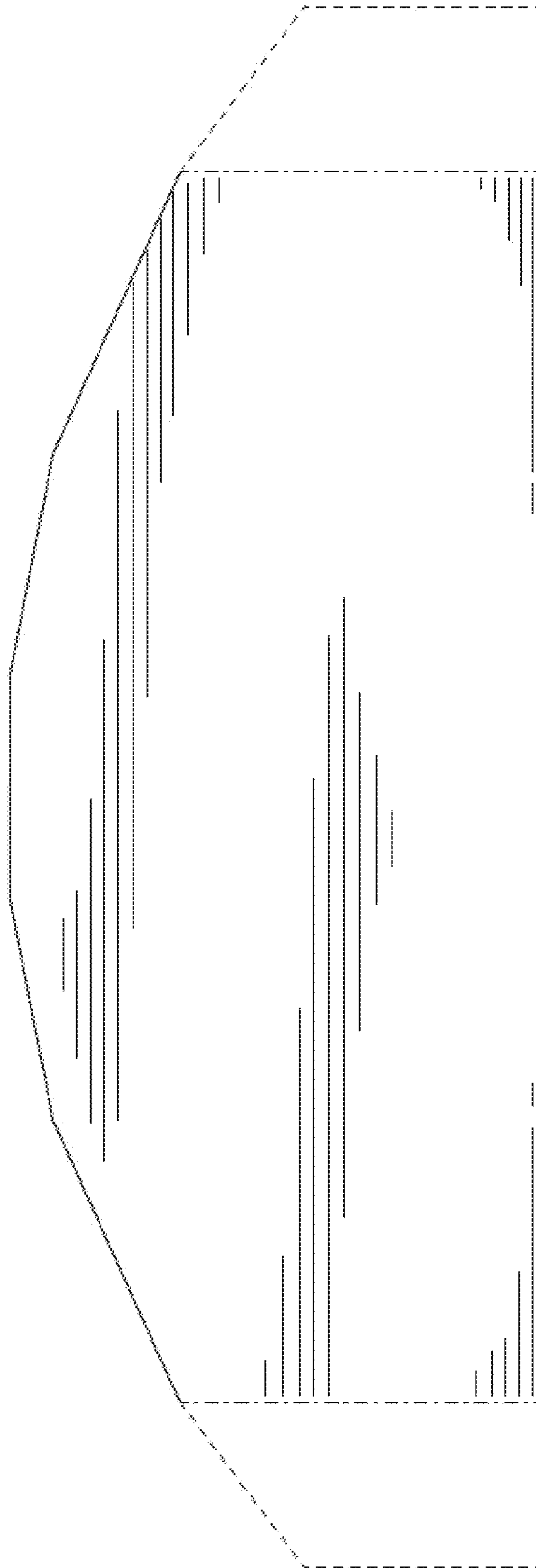


FIG. 4