



US00D709064S

(12) **United States Design Patent**  
**Chang et al.**

(10) **Patent No.:** **US D709,064 S**  
(45) **Date of Patent:** **\*\* Jul. 15, 2014**

(54) **CASE FOR ELECTRONIC DEVICE**

(71) Applicant: **Otter Products, LLC**, Fort Collins, CO (US)

(72) Inventors: **Tao-Wei Chang**, Arvada, CO (US);  
**Patrick J. Nelson**, Fort Collins, CO (US)

(73) Assignee: **Otter Products, LLC**, Fort Collins, CO (US)

(\*\*) Term: **14 Years**

(21) Appl. No.: **29/475,244**

(22) Filed: **Dec. 2, 2013**

(51) **LOC (10) Cl.** ..... **14-03**

(52) **U.S. Cl.**  
USPC ..... **D14/250**

(58) **Field of Classification Search**

CPC ..... A44B 15/005; A45C 1/06; A45C 11/24;  
A45C 11/182; A45D 40/22; B65D 5/5206;  
H04B 1/3888; H04M 1/04; H05K 5/0017;  
H05K 5/0086; H05K 5/0221  
USPC ..... D14/250-253, 440, 203.3-203.7, 217,  
D14/496, 248, 238.1, 240, 447, 341-347,  
D14/444; D13/103, 107-108, 119; D3/201,  
D3/218, 247, 269, 273, 301, 303;  
248/176.3, 188.8, 309.1, 371, 668;  
361/220, 379.01, 679.01, 679.02,  
361/679.09, 679.21, 679.25, 679.3, 679.4,  
361/679.56, 679.57, 759, 807, 816;  
379/433.11, 451, 455; 455/556.1, 557,  
455/566, 575.1, 575.2, 575.8; 206/37, 45.2,  
206/305, 320, 216; 320/108, 115; 429/96;  
220/4.02; 150/165; 174/50; 235/41,  
235/375, 462; 312/223.1; 396/535

See application file for complete search history.

(56) **References Cited**

U.S. PATENT DOCUMENTS

|          |   |   |         |                   |       |           |
|----------|---|---|---------|-------------------|-------|-----------|
| D376,989 | S | * | 12/1996 | McCain            | ..... | D10/78    |
| D389,158 | S | * | 1/1998  | Oross             | ..... | D14/250   |
| D422,787 | S | * | 4/2000  | Feng              | ..... | D3/273    |
| D476,229 | S | * | 6/2003  | Skillings         | ..... | D9/432    |
| D582,149 | S | * | 12/2008 | Tan               | ..... | D3/218    |
| D637,592 | S | * | 5/2011  | Magness et al.    | ..... | D14/250   |
| D638,005 | S | * | 5/2011  | Richardson et al. | ..... | D14/250   |
| D649,537 | S | * | 11/2011 | Magness et al.    | ..... | D14/250   |
| D650,371 | S | * | 12/2011 | Wibby et al.      | ..... | D14/238.1 |
| D651,204 | S | * | 12/2011 | Wibby et al.      | ..... | D14/250   |
| D654,486 | S | * | 2/2012  | Chang et al.      | ..... | D14/250   |
| D662,925 | S | * | 7/2012  | Mayberry et al.   | ..... | D14/250   |
| D673,553 | S | * | 1/2013  | Weller et al.     | ..... | D14/250   |
| D676,840 | S | * | 2/2013  | Chang et al.      | ..... | D14/250   |
| D676,841 | S | * | 2/2013  | Magness et al.    | ..... | D14/250   |
| D676,842 | S | * | 2/2013  | Weller et al.     | ..... | D14/250   |
| D678,293 | S | * | 3/2013  | Meehan            | ..... | D14/440   |
| D681,022 | S | * | 4/2013  | Chang et al.      | ..... | D14/250   |
| D681,616 | S | * | 5/2013  | Weller et al.     | ..... | D14/250   |
| D687,027 | S | * | 7/2013  | Melanson et al.   | ..... | D14/250   |

(Continued)

*Primary Examiner* — Carla Jobe Wright

(57) **CLAIM**

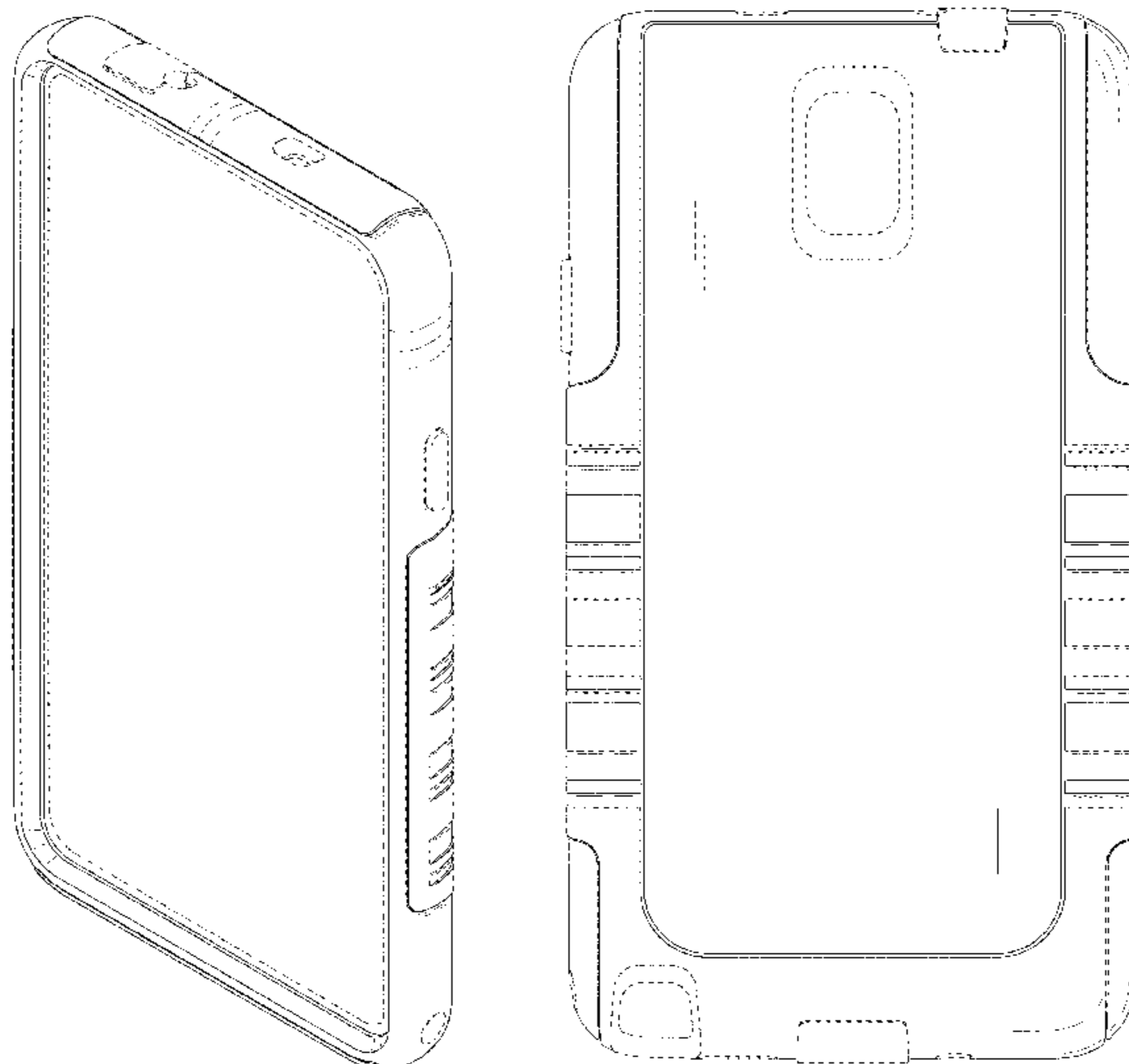
The ornamental design for a case for electronic device, as shown and described.

**DESCRIPTION**

FIG. 1 is a front isometric view of a case for electronic device showing our new design;  
FIG. 2 is a rear isometric view thereof;  
FIG. 3 is a front view thereof;  
FIG. 4 is a rear view thereof;  
FIG. 5 is a left view thereof;  
FIG. 6 is a right view thereof;  
FIG. 7 is a top view thereof; and,  
FIG. 8 is a bottom view thereof.

The dot-dash-dot broken lines represent a boundary of the claimed design. The dash-dash-dash broken lines depict unclaimed environment. The broken lines form no part of the claimed design.

**1 Claim, 6 Drawing Sheets**



(56)

**References Cited**

U.S. PATENT DOCUMENTS

|                |              |                     |                   |                     |
|----------------|--------------|---------------------|-------------------|---------------------|
|                | D689,056 S * | 9/2013              | Li .....          | D14/440             |
|                | D689,851 S * | 9/2013              | Chang et al. .... | D14/250             |
|                | D691,123 S * | 10/2013             | Lay et al. ....   | D14/250             |
| 8,509,865 B1 * | 8/2013       | Lacolla et al. .... | 455/575.8         | * cited by examiner |

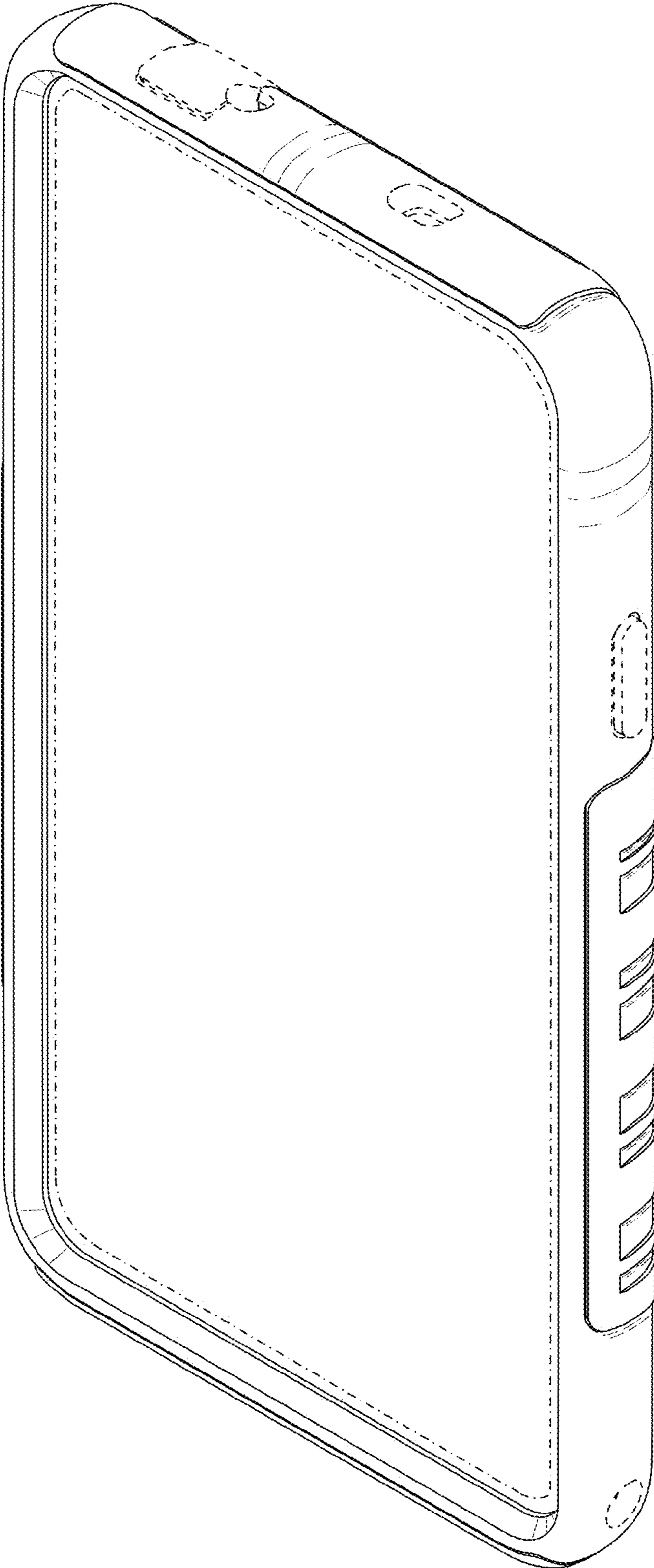


FIG. 1

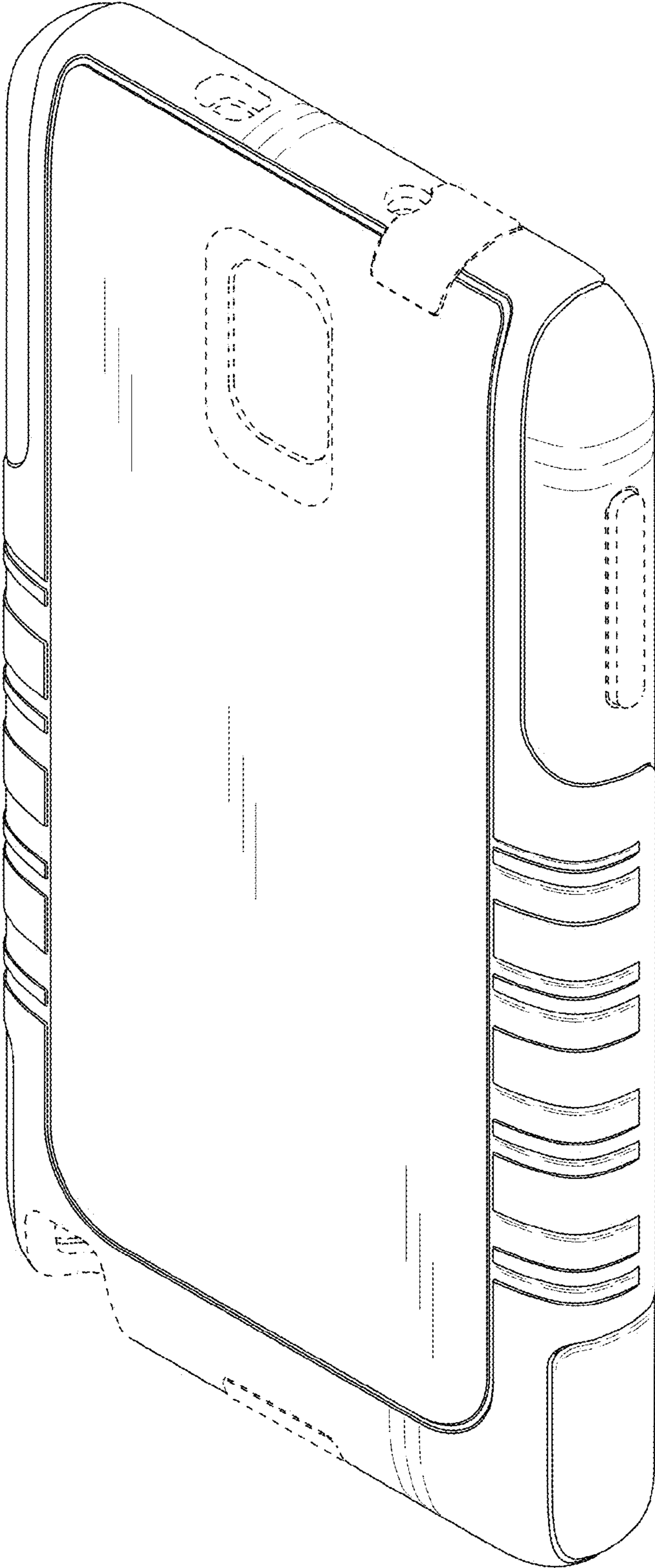


FIG. 2




FIG. 3

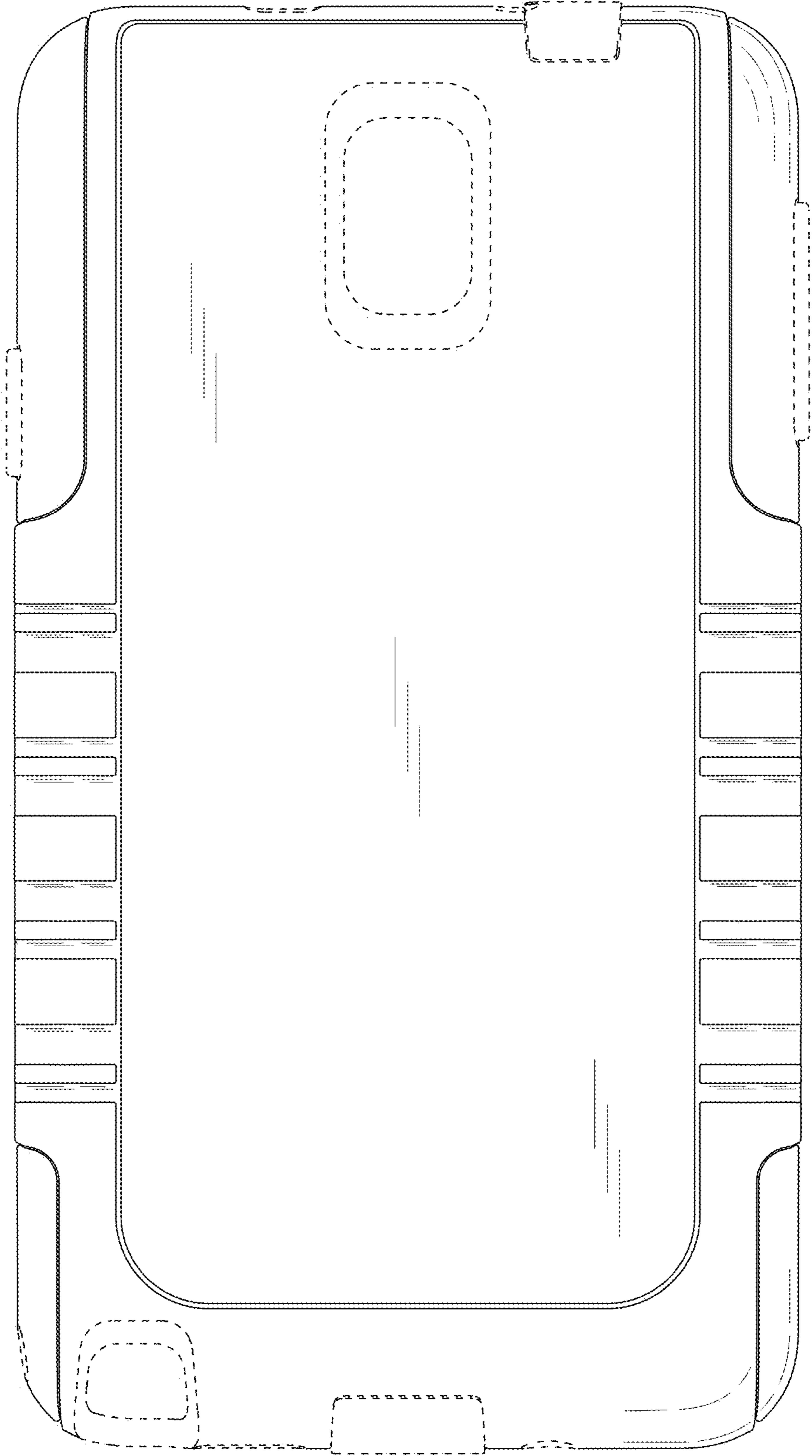


FIG. 4

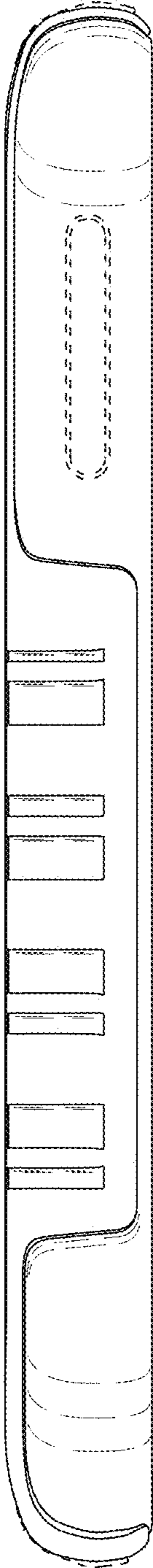


FIG. 5

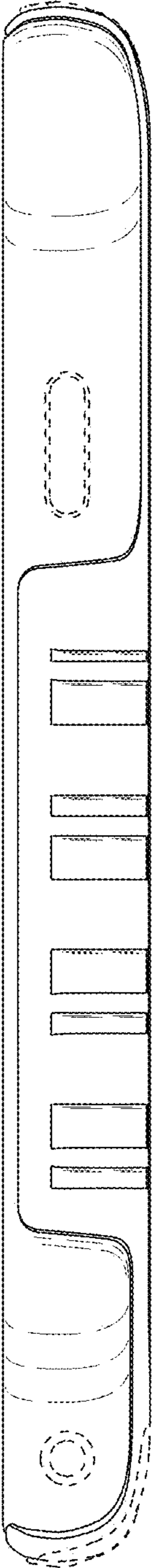


FIG. 6

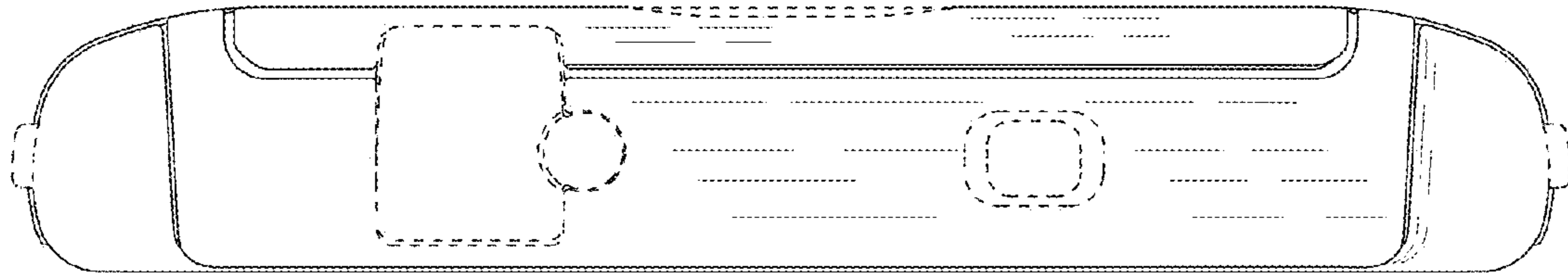


FIG. 7

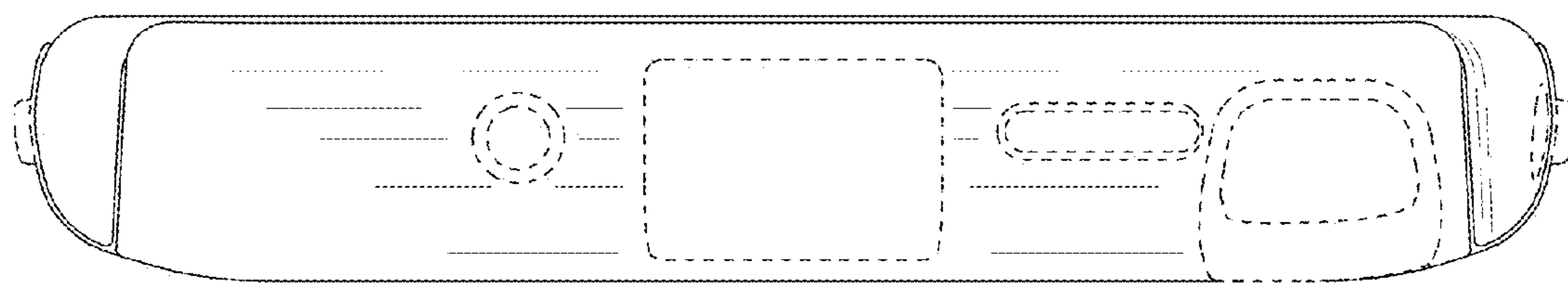


FIG. 8