



US00D709061S

(12) **United States Design Patent**
Borra et al.

(10) **Patent No.:** **US D709,061 S**
(45) **Date of Patent:** **** Jul. 15, 2014**

(54) **CASE FOR ELECTRONIC DEVICE**

(71) Applicant: **Otter Products, LLC**, Fort Collins, CO (US)

(72) Inventors: **Jeffrey M. Borra**, Poway, CA (US);
Peter G. Buzyna, Santee, CA (US)

(73) Assignee: **Otter Products, LLC**, Fort Collins, CO (US)

(**) Term: **14 Years**

(21) Appl. No.: **29/471,122**

(22) Filed: **Oct. 28, 2013**

(51) **LOC (10) Cl.** **14-03**

(52) **U.S. Cl.**
USPC **D14/250**

(58) **Field of Classification Search**

CPC A44B 15/005; A45C 1/06; A45C 11/24;
A45C 11/182; A45D 40/22; B65D 5/5206;
H04B 1/3888; H04B 1/04; H05K 5/0017;
H05K 5/0086; H05K 5/0221
USPC D14/250-253, 440, 203.3-203.7, 217,
D14/496, 248, 238.1, 240, 447, 341-347,
D14/444; D13/103, 107-108, 119; D3/201,
D3/218, 247, 269, 273, 301, 303;
248/176.3, 188.8, 309.1, 371, 668;
361/220, 379.01, 679.01, 679.02,
361/679.09, 679.21, 679.25, 679.3, 679.4,
361/679.56, 679.57, 759, 807, 816;
379/433.11, 451, 455; 455/556.1, 557,
455/566, 575.1, 575.2, 575.8; 206/37, 45.2,
206/305, 320, 216; 320/108, 115; 429/96;
220/4.02; 150/165; 174/50; 235/41,
235/375, 462; 312/223.1; 396/535

See application file for complete search history.

(56) **References Cited**

U.S. PATENT DOCUMENTS

D378,020	S	*	2/1997	Hatt	D3/218
D378,634	S	*	4/1997	LaPere	D3/273
6,082,535	A	*	7/2000	Mitchell	206/320
D485,834	S	*	1/2004	Davetas	D14/250
D516,553	S	*	3/2006	Richardson et al.	D14/341
D527,176	S	*	8/2006	Andre et al.	D3/218
D539,530	S	*	4/2007	Sanderson et al.	D3/218
D553,851	S	*	10/2007	MacAuley	D3/218
D593,746	S	*	6/2009	Richardson et al.	D3/201
D597,301	S	*	8/2009	Richardson et al.	D3/218
D605,850	S	*	12/2009	Richardson et al.	D3/218
D613,282	S	*	4/2010	Richardson et al.	D14/250
D615,535	S	*	5/2010	Richardson et al.	D14/250
D670,278	S	*	11/2012	Hamann	D14/250
D674,801	S	*	1/2013	Wharram	D14/440
D683,338	S	*	5/2013	Wilson et al.	D14/250
8,453,835	B2	*	6/2013	So	206/320
D685,779	S	*	7/2013	Schriefer et al.	D14/250
D689,056	S	*	9/2013	Li	D14/440

(Continued)

Primary Examiner — Carla Jobe Wright

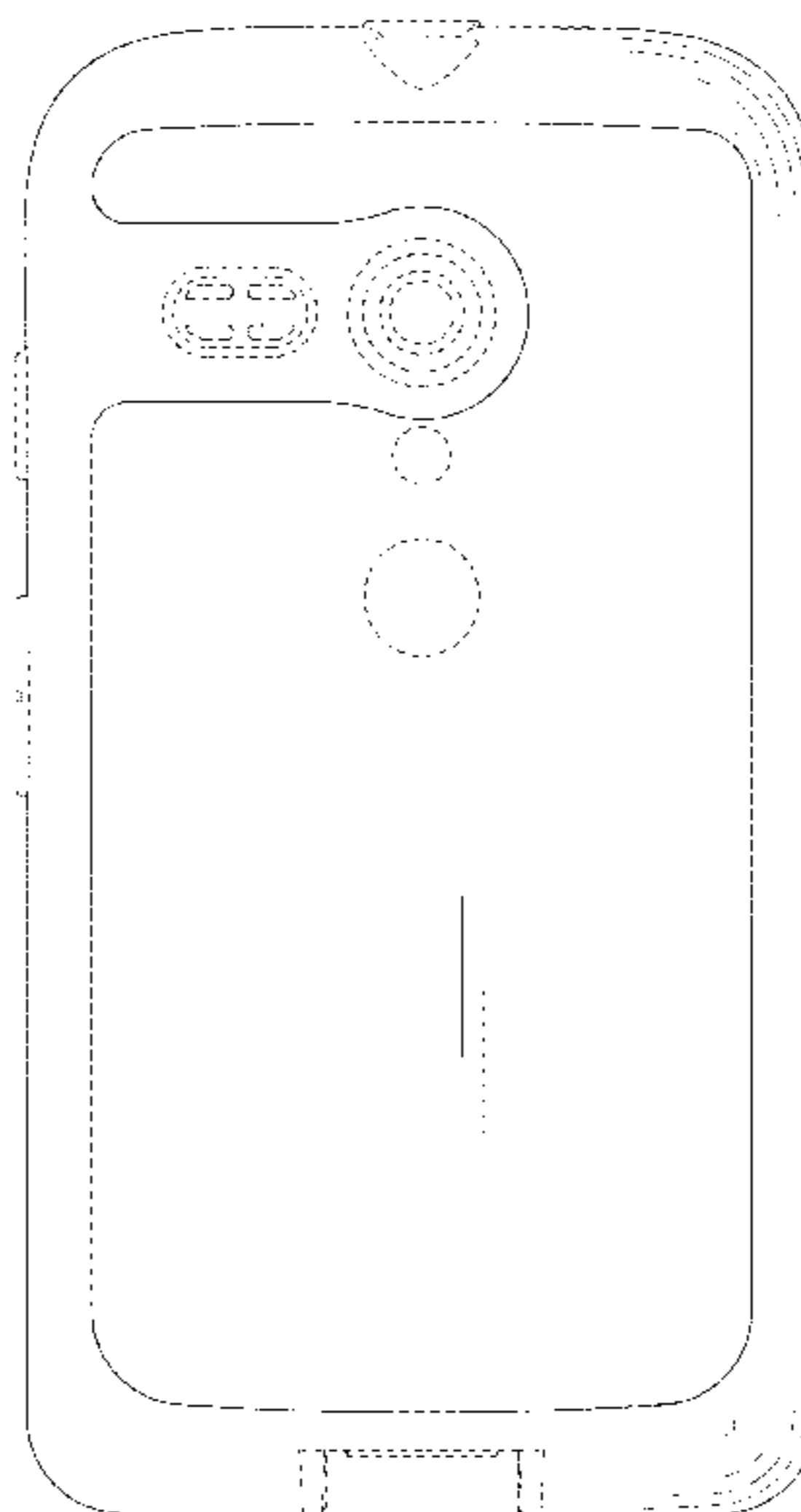
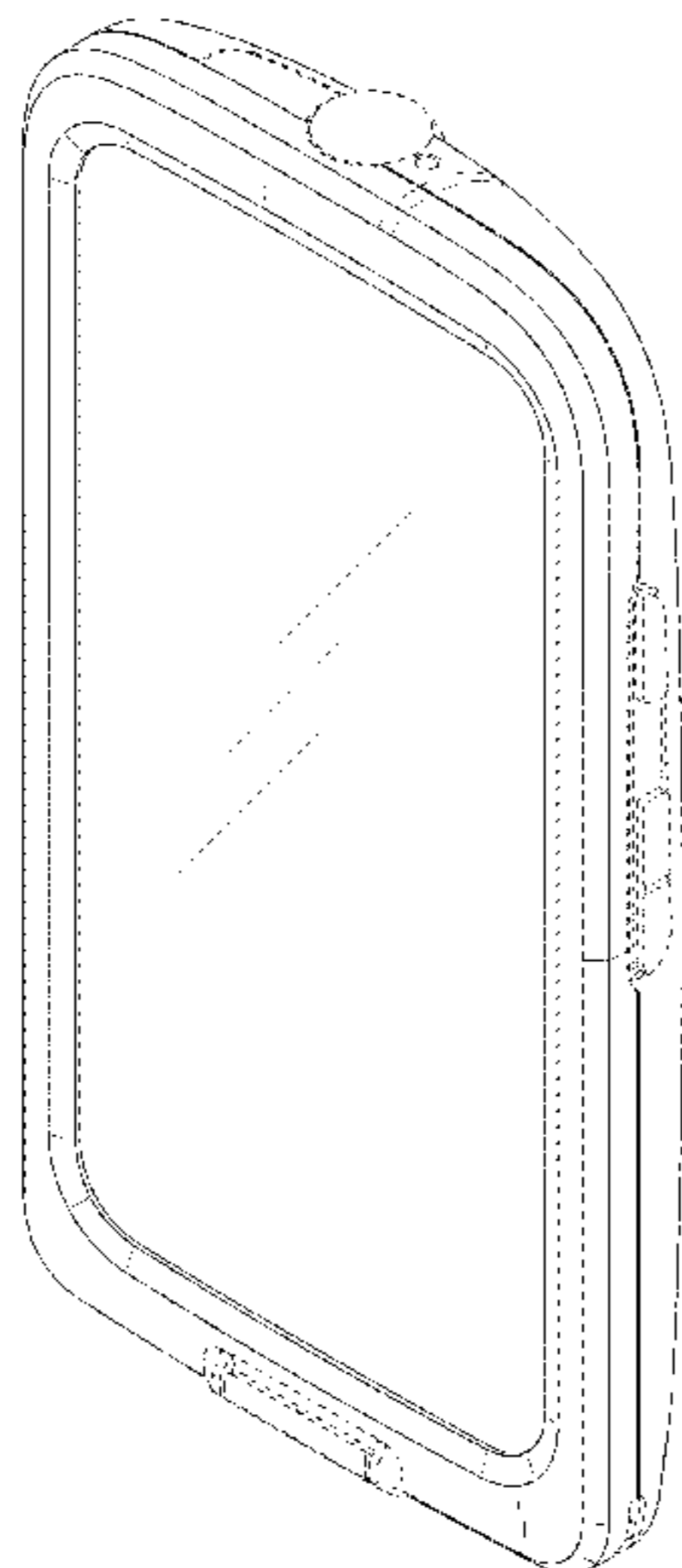
(57) **CLAIM**

The ornamental design for a case for electronic device, as shown and described.

DESCRIPTION

FIG. 1 is a front isometric view of a case for electronic device showing our new design;
FIG. 2 is a rear isometric view thereof;
FIG. 3 is a front view thereof;
FIG. 4 is a rear view thereof;
FIG. 5 is a left view thereof;
FIG. 6 is a right view thereof;
FIG. 7 is a top view thereof; and,
FIG. 8 is a bottom view thereof.
The broken lines depict unclaimed environment. The broken lines form no part of the claimed design.

1 Claim, 6 Drawing Sheets



US D709,061 S

Page 2

(56)

References Cited

U.S. PATENT DOCUMENTS

D691,124 S * 10/2013 Yang D14/250
8,544,644 B2 * 10/2013 Meehan 206/320
2009/0022432 A1 * 1/2009 Unda et al. 383/67

2010/0089779 A1* 4/2010 Bowers 206/320
2011/0195759 A1* 8/2011 Griffin et al. 455/575.1
2013/0120911 A1* 5/2013 Chou 361/679.01
2013/0271897 A1* 10/2013 Limber et al. 361/679.01

* cited by examiner

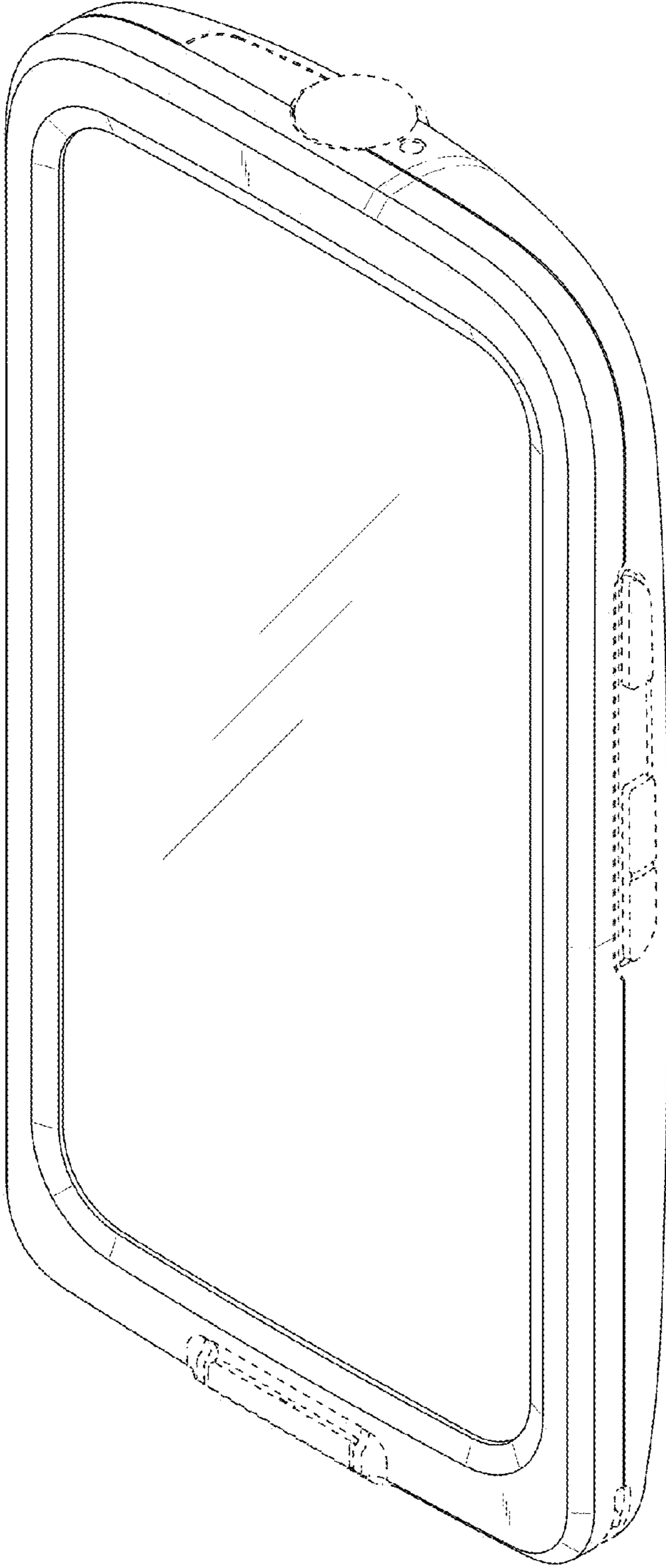


FIG. 1

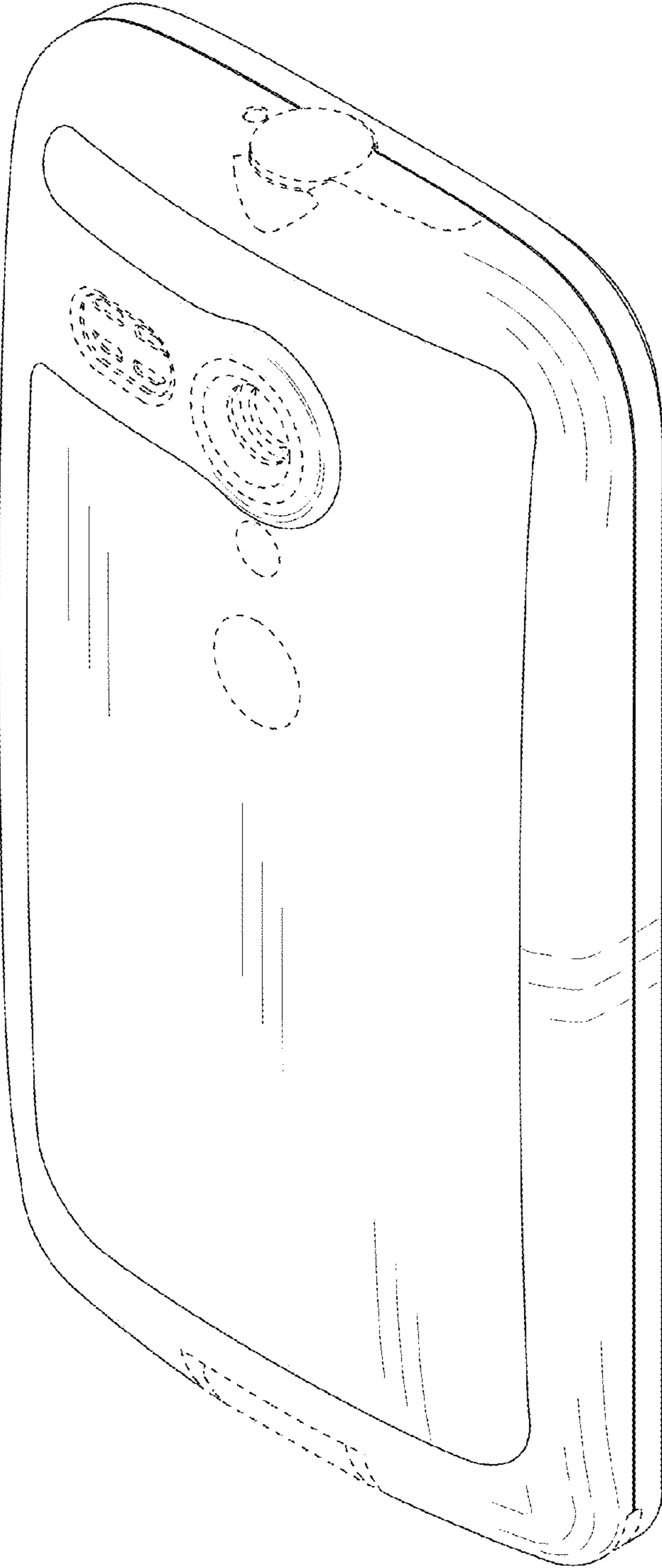


FIG. 2




FIG. 3

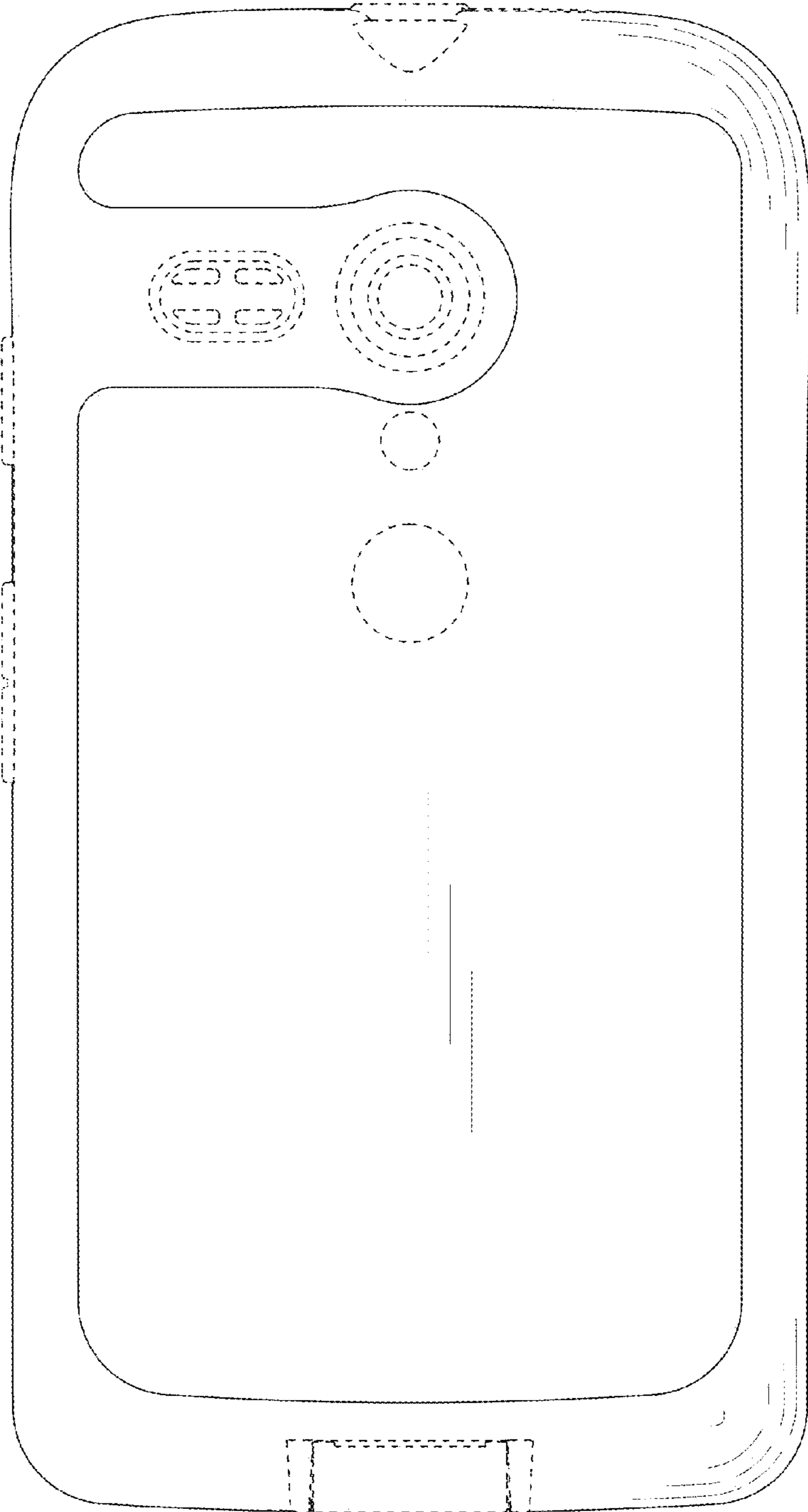


FIG. 4

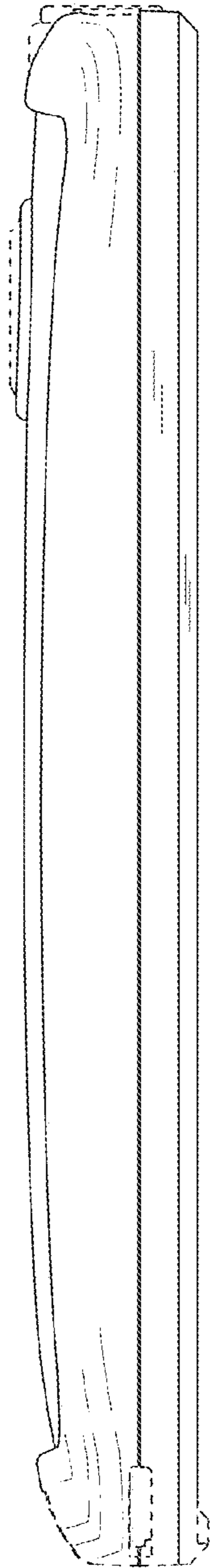


FIG. 5

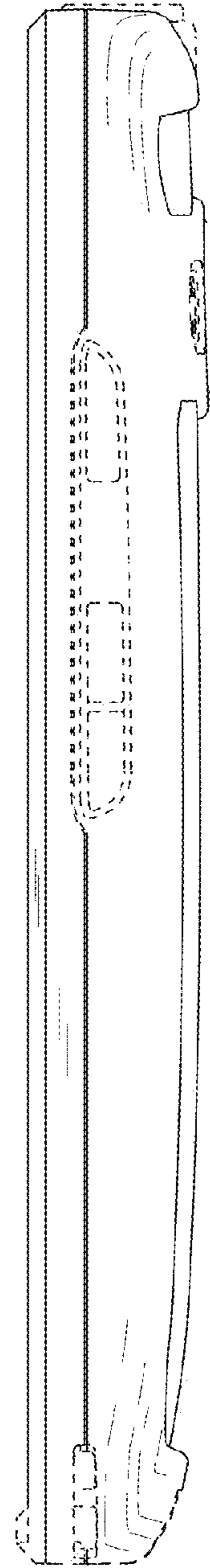


FIG. 6

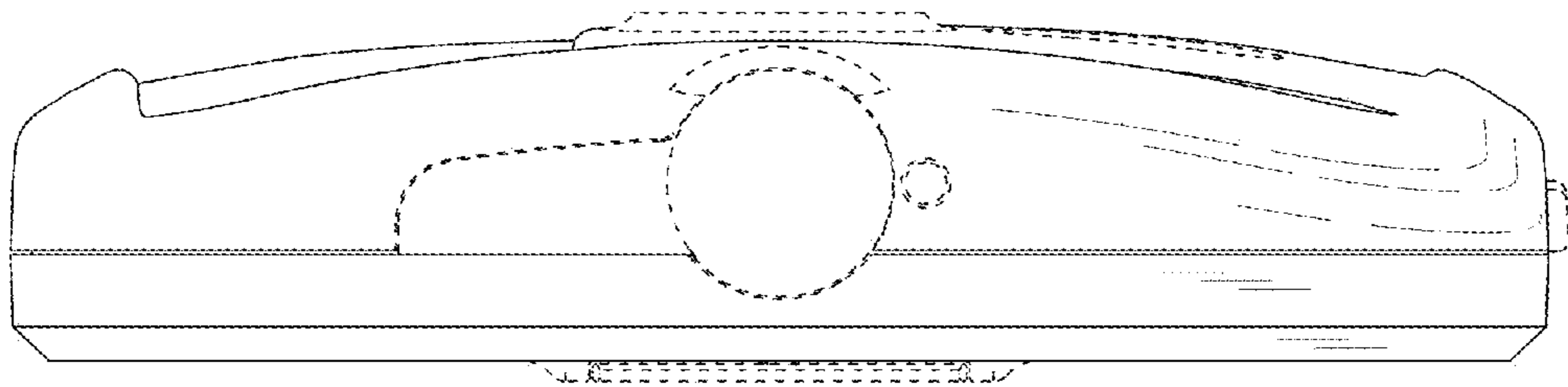


FIG. 7

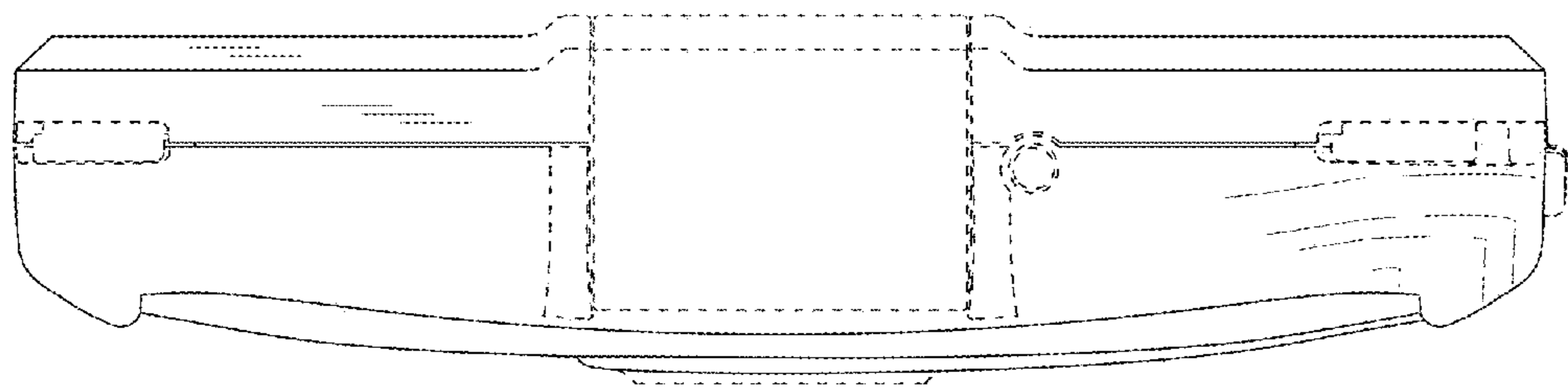


FIG. 8