



US00D709056S

(12) **United States Design Patent**
Li et al.

(10) **Patent No.:** **US D709,056 S**
(45) **Date of Patent:** **** Jul. 15, 2014**

(54) **HOUSING**

(71) Applicants: **Fu Ding Electronical Technology (Jiashan) Co., Ltd.**, Zhejiang (CN);
Hon Hai Precision Industry Co., Ltd.,
New Taipei (TW)

(72) Inventors: **Bin Li**, Jiashan (CN); **Jian Peng**, Jiashan (CN); **Zheng-Jun Xie**, Jiashan (CN)

(73) Assignees: **Fu Ding Electronical Technology (Jiashan) Co., Ltd.**, Zhejiang (CN);
Hon Hai Precision Industry Co., Ltd.,
New Taipei (TW)

(**) Term: **14 Years**

(21) Appl. No.: **29/471,881**

(22) Filed: **Nov. 6, 2013**

(30) **Foreign Application Priority Data**

Oct. 18, 2013 (CN) 2013 3 04930256

(51) **LOC (10) Cl.** **14-03**

(52) **U.S. Cl.**
USPC **D14/248**

(58) **Field of Classification Search**
USPC D14/138 AA, 138 AD, 138 AB, 138 AC,
D14/138 C, 138 G, 138 R, 140, 168, 169,
D14/172, 203, 218, 238.1, 240, 247, 248,
D14/250, 251, 253, 299, 341, 342, 344, 345,
D14/346, 347, 439, 440; D5/53, 55, 59;
D3/248, 303; 206/320; 428/30;
312/223.1; 358/3.28

See application file for complete search history.

(56) **References Cited**

U.S. PATENT DOCUMENTS

794,045	A	*	7/1905	Pope et al.	428/30
D89,238	S	*	2/1933	Juestrich	D5/55
D259,069	S	*	4/1981	Nixon	D5/59
D636,396	S	*	4/2011	Li	D14/439
D671,928	S	*	12/2012	Li	D14/248
D671,929	S	*	12/2012	Li	D14/248
D672,338	S	*	12/2012	Li	D14/248
D672,339	S	*	12/2012	Li	D14/248
D672,340	S	*	12/2012	Li	D14/248
D672,756	S	*	12/2012	Li	D14/248
D672,757	S	*	12/2012	Li	D14/248
D672,758	S	*	12/2012	Li	D14/248
D672,759	S	*	12/2012	Li	D14/248
D672,760	S	*	12/2012	Li	D14/248
D672,761	S	*	12/2012	Li	D14/248
D672,762	S	*	12/2012	Li	D14/248

(Continued)

Primary Examiner — Thomas Johannes

Assistant Examiner — Chelsea Sealey

(74) *Attorney, Agent, or Firm* — Novak Druce Connolly
Bove + Quigg LLP

(57) **CLAIM**

The ornamental design for a housing, as shown and described.

DESCRIPTION


FIG. 1 is a perspective view of a housing showing our design
FIG. 2 is a front elevational view thereof.

FIG. 3 is an enlarged view of circled portion 3 in FIG. 2; and,
FIG. 4 is an enlarged view of circled portion 4 in FIG. 2.

In FIGS. 1 and 2, the evenly segmented broken lines indicate
portions of the article that form no part of the claimed design.
In FIGS. 3 and 4, the unevenly segmented broken lines indi-
cate the portion of the design that is shown on an enlarged
scale in FIG. 2.

The rear elevational, left-side elevational, right side eleva-
tional, top plan and the bottom plan views of the housing are
not shown because they do not contribute to the ornamental
appearance of the claimed design.

1 Claim, 4 Drawing Sheets



(56)

References Cited

U.S. PATENT DOCUMENTS

D672,763 S * 12/2012 Li D14/248
D672,764 S * 12/2012 Li D14/248
D673,142 S * 12/2012 Li D14/248

D673,143 S * 12/2012 Li D14/248
D673,538 S * 1/2013 Li D14/248
2008/0180751 A1* 7/2008 Simske et al. 358/3.28
2011/0234063 A1* 9/2011 Li et al. 312/223.1

* cited by examiner




FIG. 1




FIG. 2

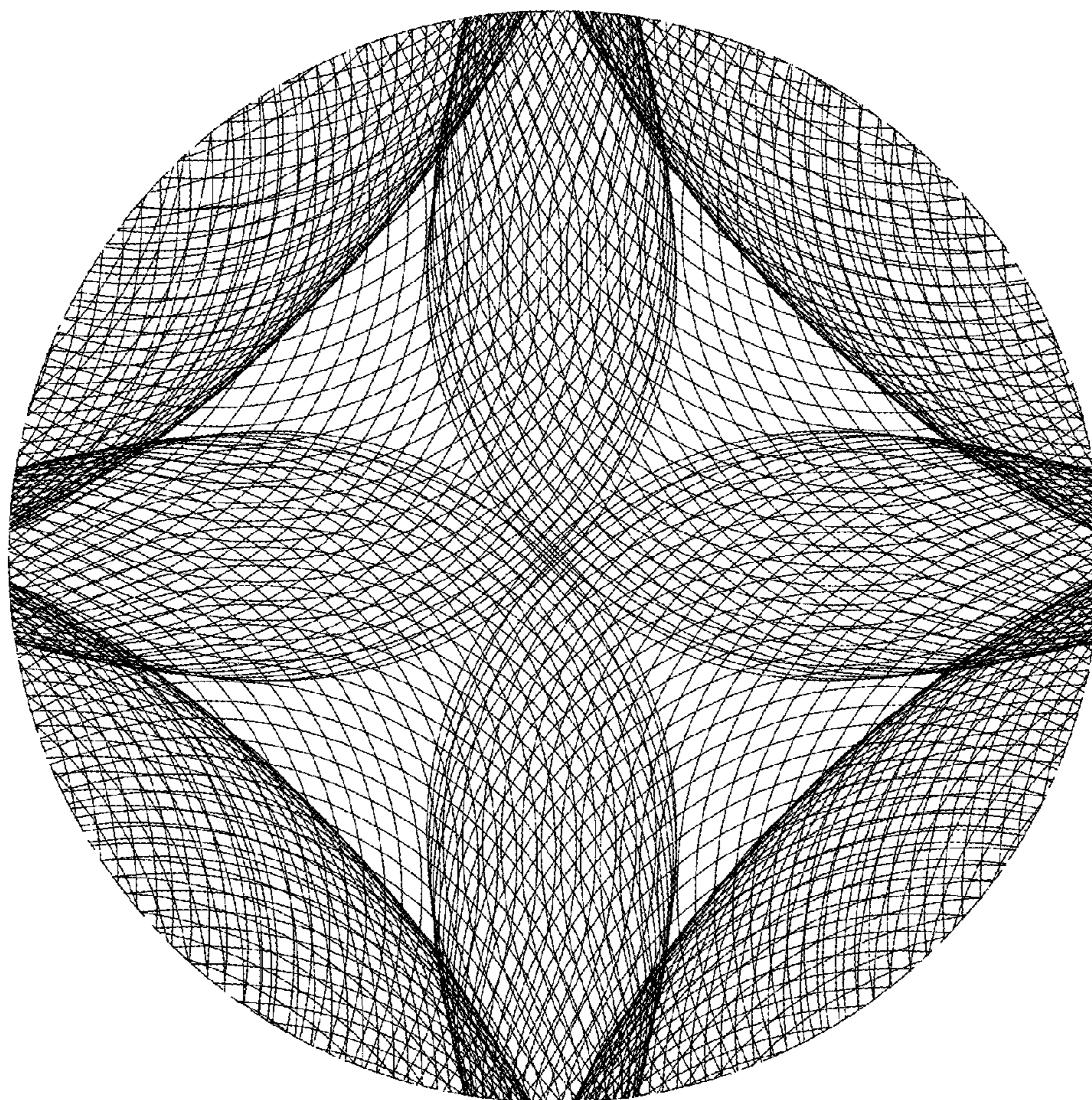


FIG. 3

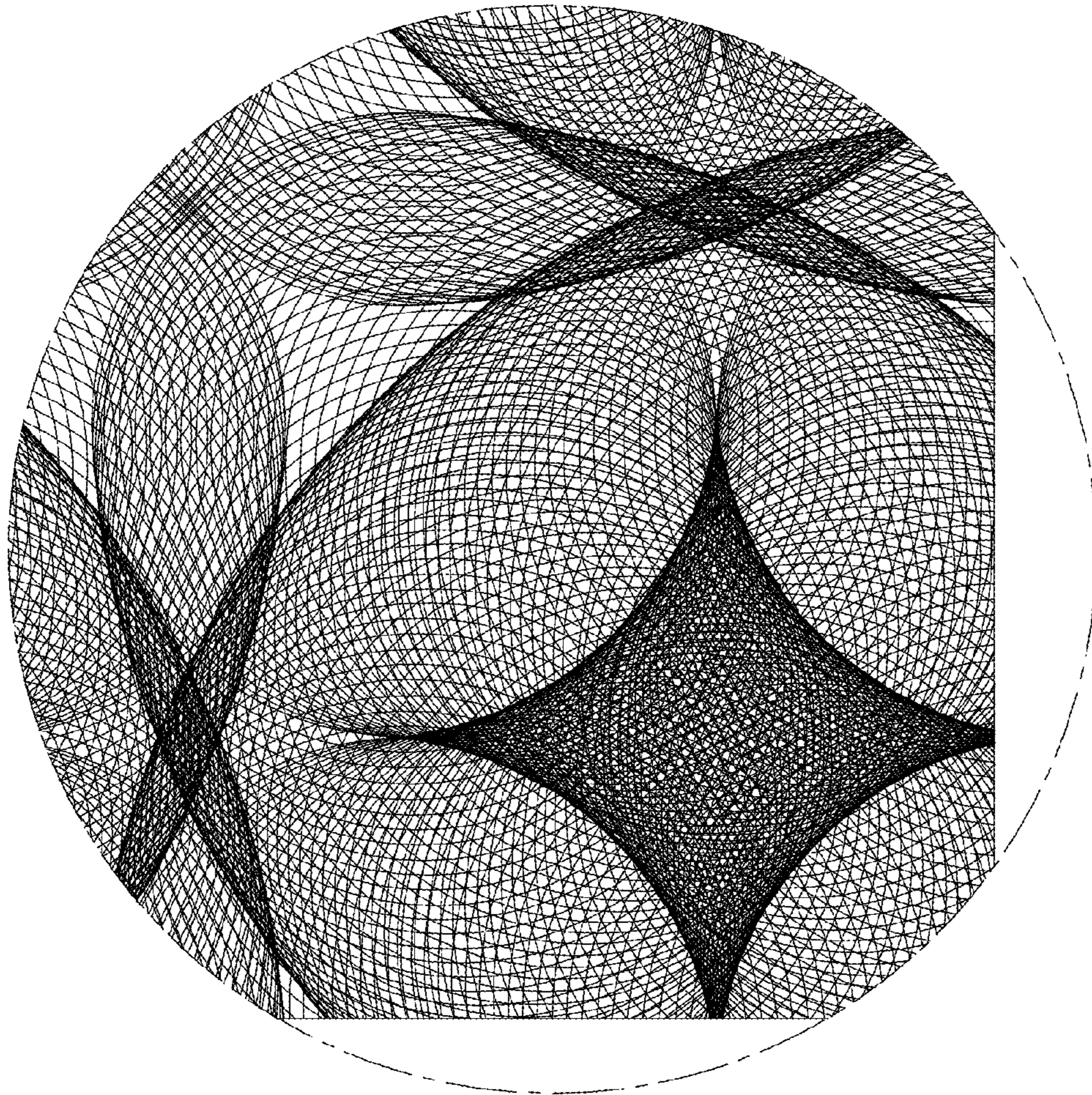


FIG. 4