



US00D709047S

(12) **United States Design Patent**  
**Jennings**

(10) **Patent No.:** **US D709,047 S**  
(45) **Date of Patent:** **\*\* Jul. 15, 2014**

(54) **WRIST ACCESSORY**  
(71) Applicant: **John Hillyer Jennings**, New York, NY (US)  
(72) Inventor: **John Hillyer Jennings**, New York, NY (US)  
(73) Assignee: **Wrist Tunes, LLC**, New York, NY (US)  
(\*\*) Term: **14 Years**

6,081,194	A *	6/2000	Sanchez	340/573.1
7,316,332	B2 *	1/2008	Powers et al.	222/175
D583,815	S *	12/2008	Giovannoni	D14/480.3
D606,963	S *	12/2009	Wright et al.	D14/167
D632,604	S *	2/2011	Hanson	D11/3
8,088,043	B2 *	1/2012	Andren et al.	482/8
D674,808	S *	1/2013	Axelrod	D14/480.3
8,419,268	B2 *	4/2013	Yu	368/281
8,432,687	B2 *	4/2013	Schneider	361/679.55
D687,736	S *	8/2013	Wycoff	D11/3
D703,740	S *	4/2014	Sherwin	D19/9
2006/0012566	A1 *	1/2006	Siddeeq	345/156
2007/0066088	A1 *	3/2007	Rambosek et al.	439/37

(21) Appl. No.: **29/466,483**  
(22) Filed: **Sep. 9, 2013**  
(51) **LOC (10) Cl.** ..... **14-01**  
(52) **U.S. Cl.**  
USPC ..... **D14/167**  
(58) **Field of Classification Search**  
CPC .... A61B 5/681; A61B 5/6824; A61B 5/6831;  
G11B 31/00; G11B 20/10527; G11B 2020/10  
USPC ..... D14/167, 154, 168, 188, 496, 156, 160,  
D14/161, 162, 163, 164, 165, 192, 260;  
D16/208; D26/38; 455/351, 350;  
368/63, 107, 281, 282, 41; 70/270.01,  
70/274, 275; D10/31, 32, 30; D11/3, 4  
See application file for complete search history.

\* cited by examiner

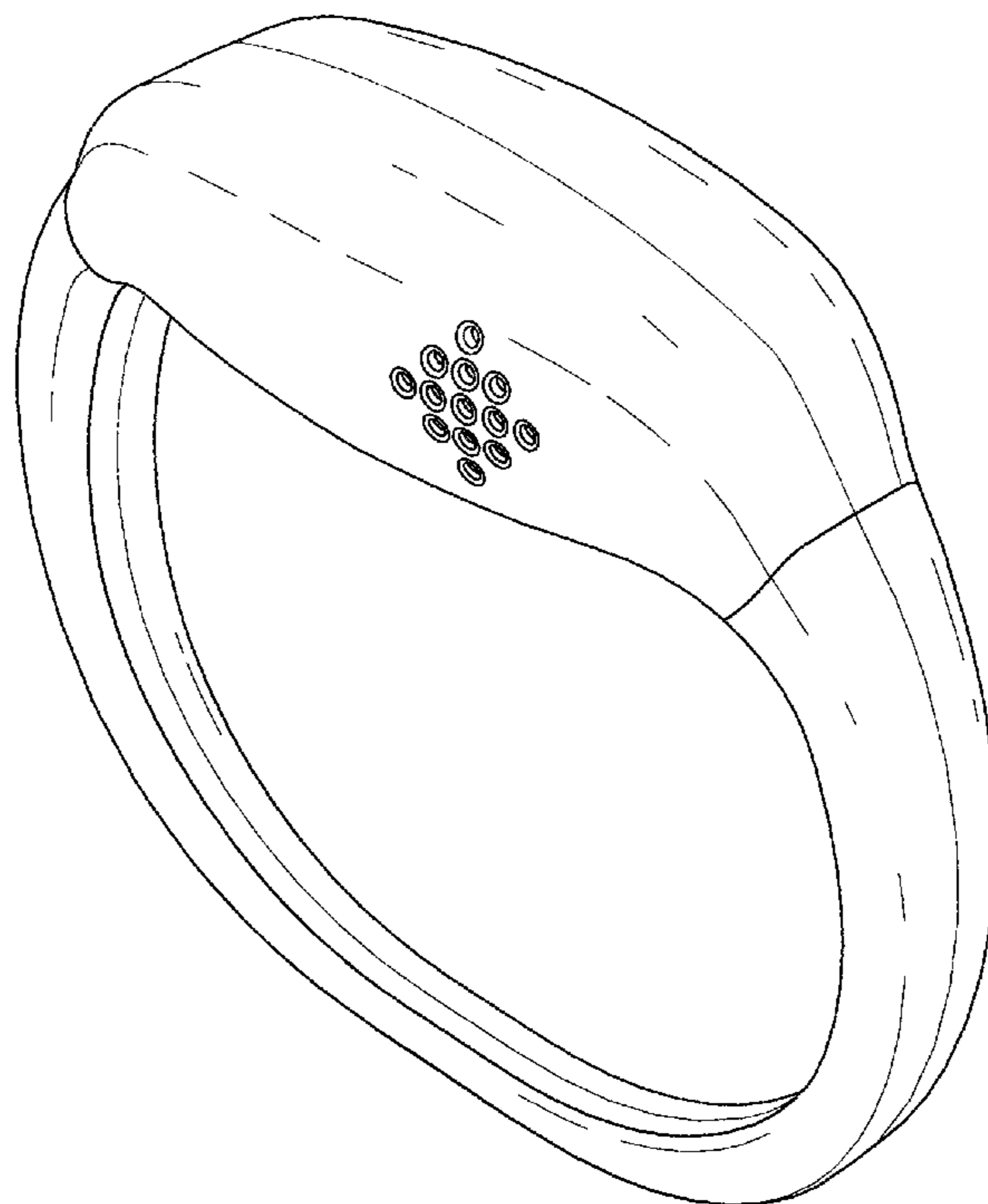
*Primary Examiner* — Austin Murphy  
(74) *Attorney, Agent, or Firm* — The Meola Firm, PLLC

(56) **References Cited**  
U.S. PATENT DOCUMENTS  
D320,793 S \* 10/1991 Wingate ..... D14/167  
5,358,144 A \* 10/1994 Mock ..... 222/78

(57) **CLAIM**  
The ornamental design for a wrist accessory, as shown and described.

**DESCRIPTION**  
FIG. 1 is a perspective view of a wrist accessory;  
FIG. 2 is a front elevation view thereof;  
FIG. 3 is a back elevation view thereof;  
FIG. 4 is a left side elevation view thereof;  
FIG. 5 is a right side elevation view thereof;  
FIG. 6 is a top plan view thereof; and,  
FIG. 7 is a bottom plan view thereof.

**1 Claim, 7 Drawing Sheets**



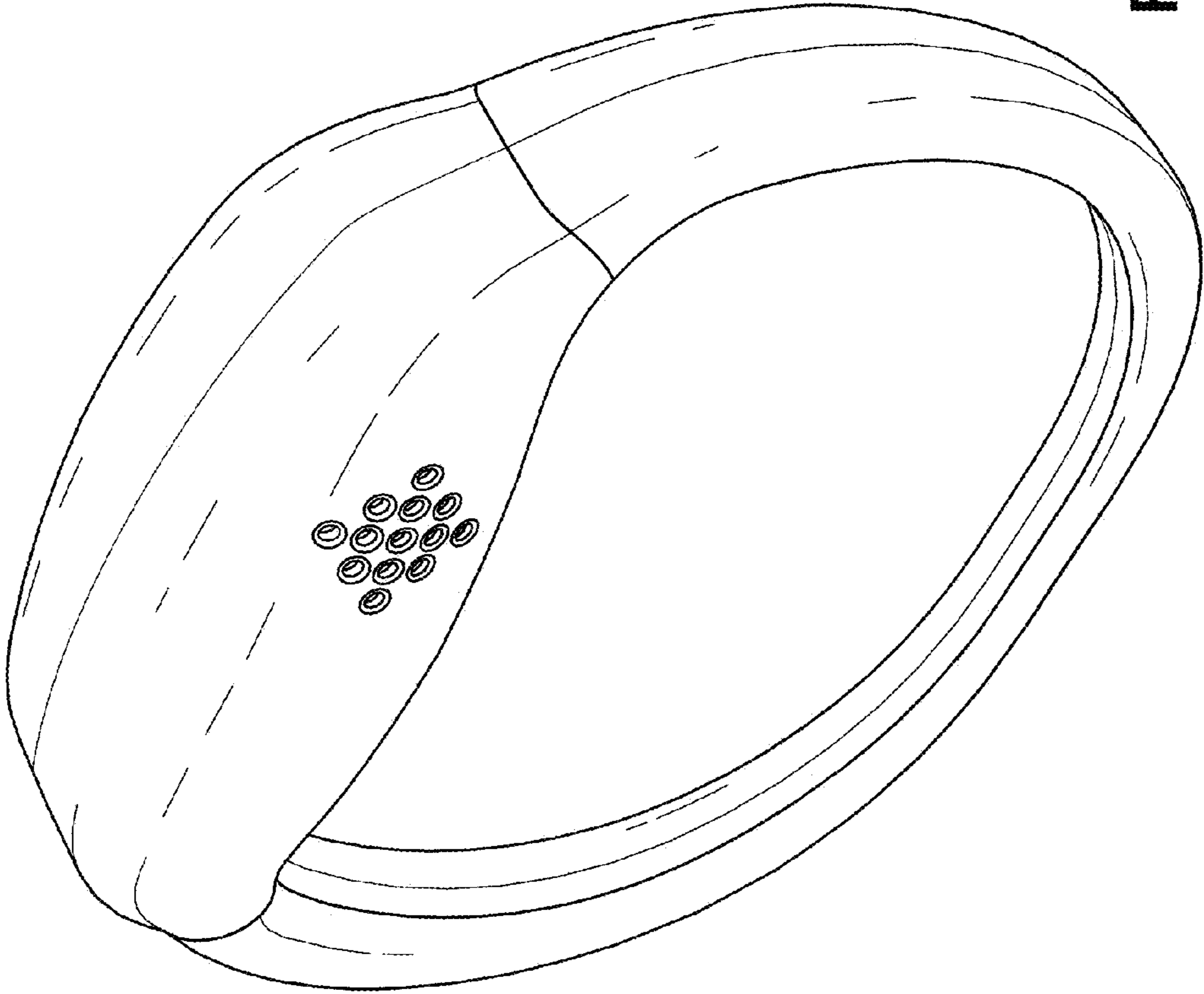


FIG. 1

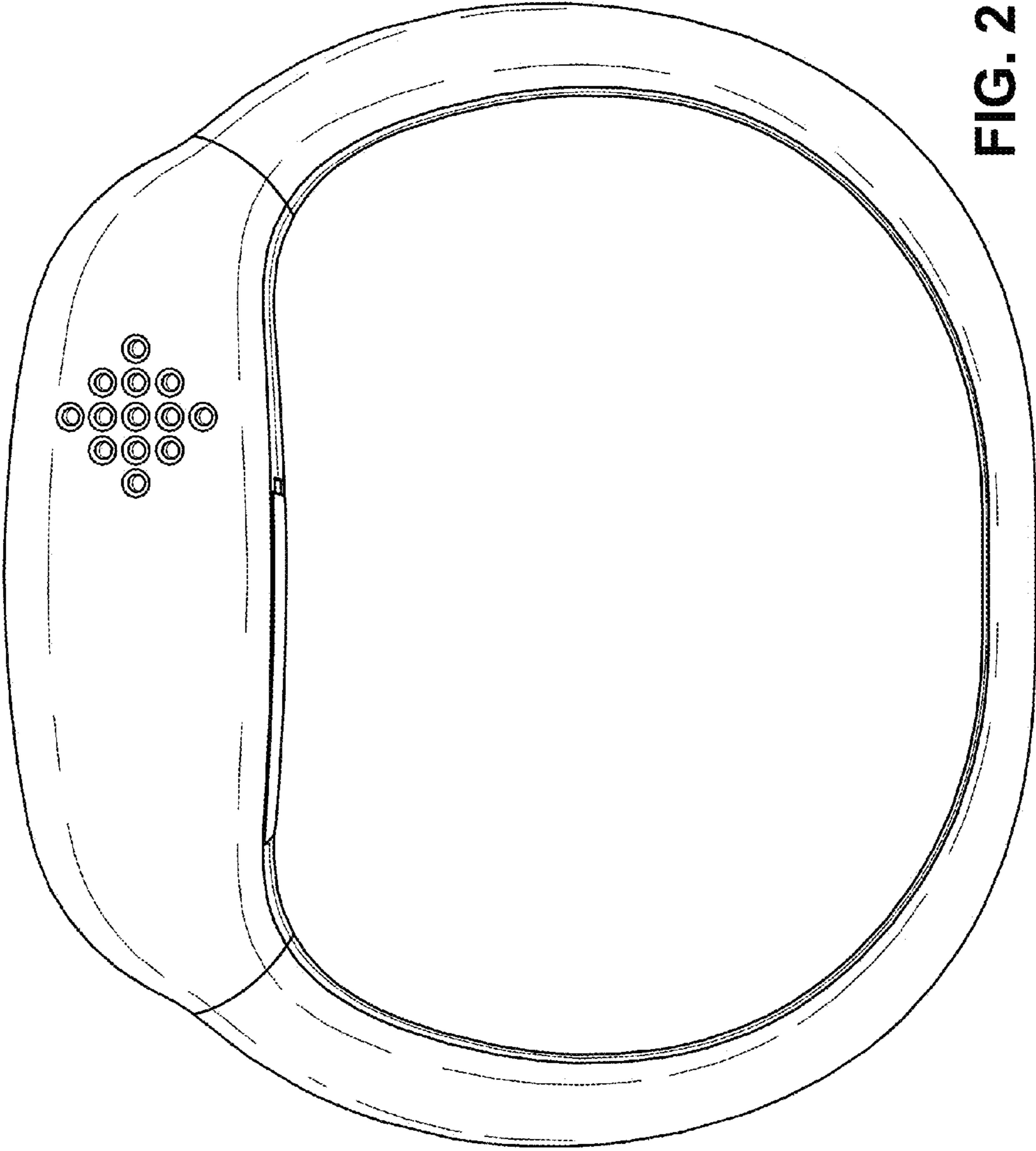


FIG. 2

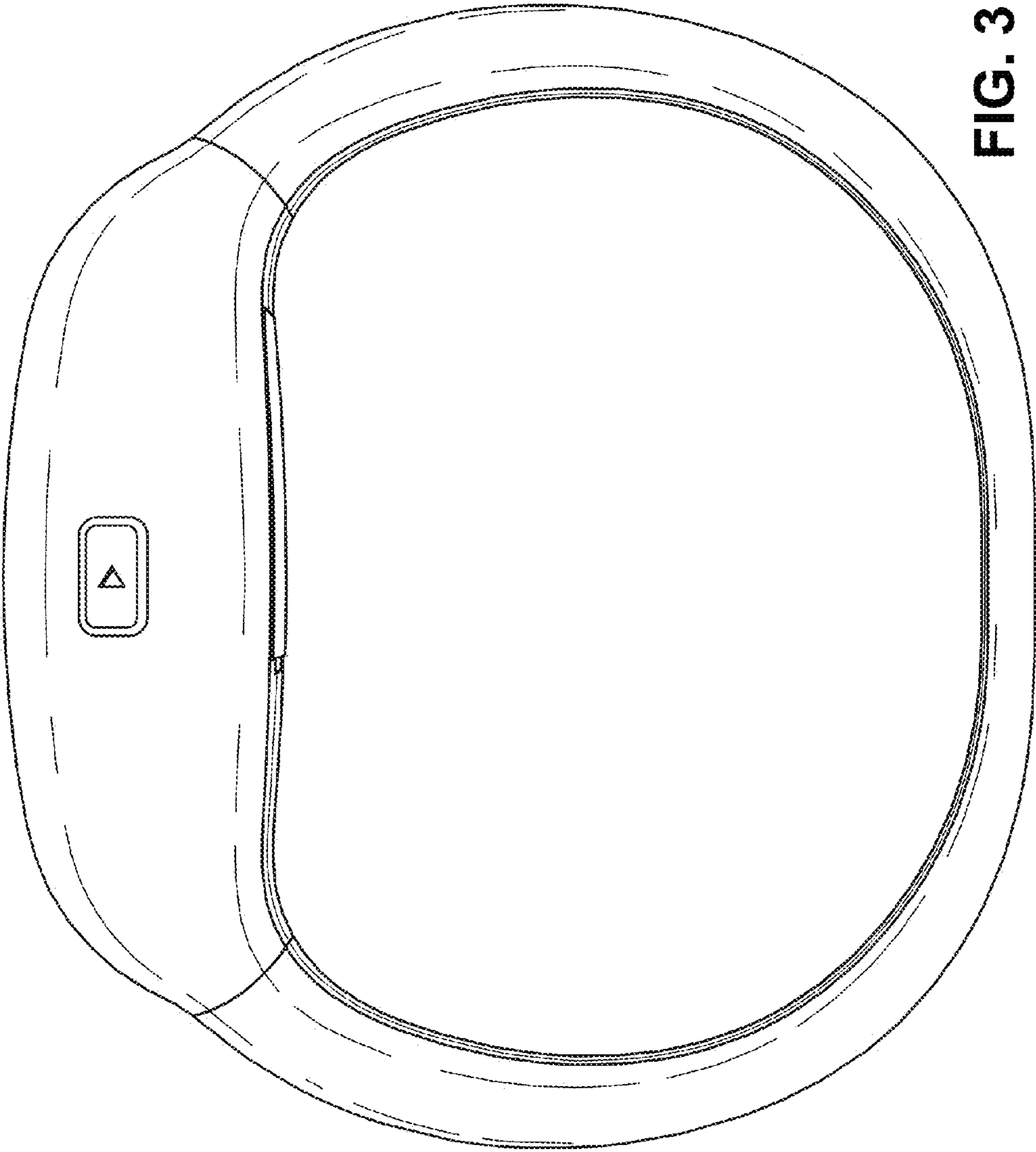
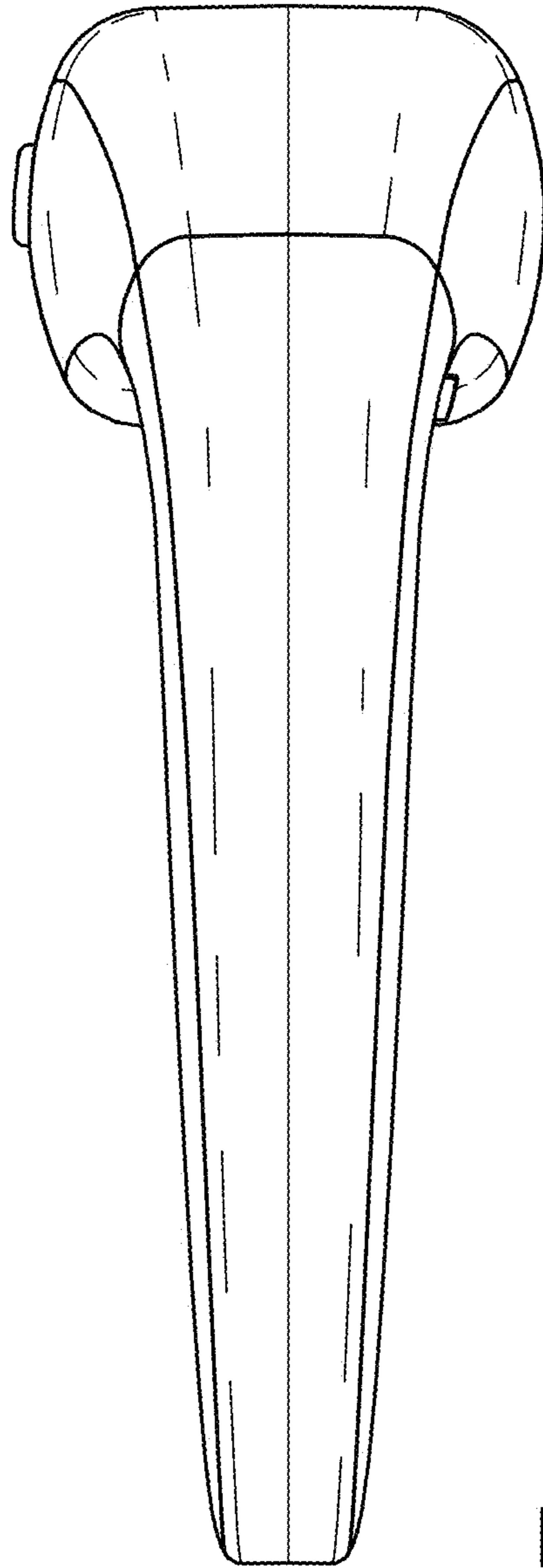
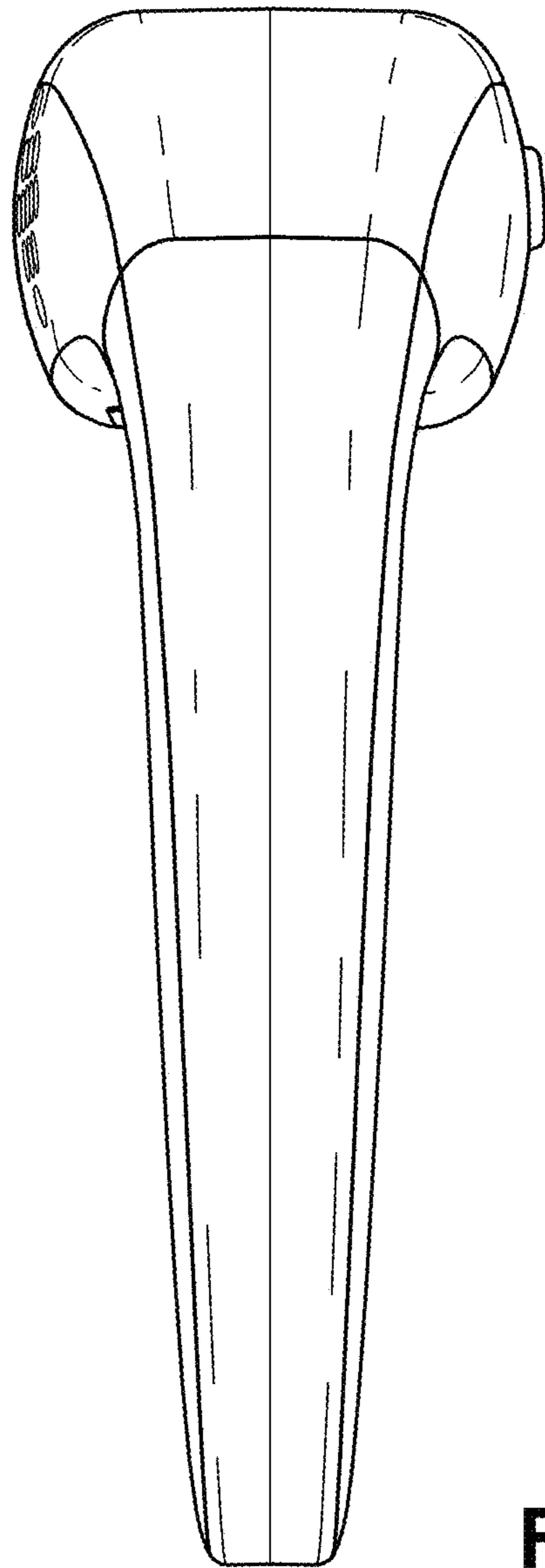


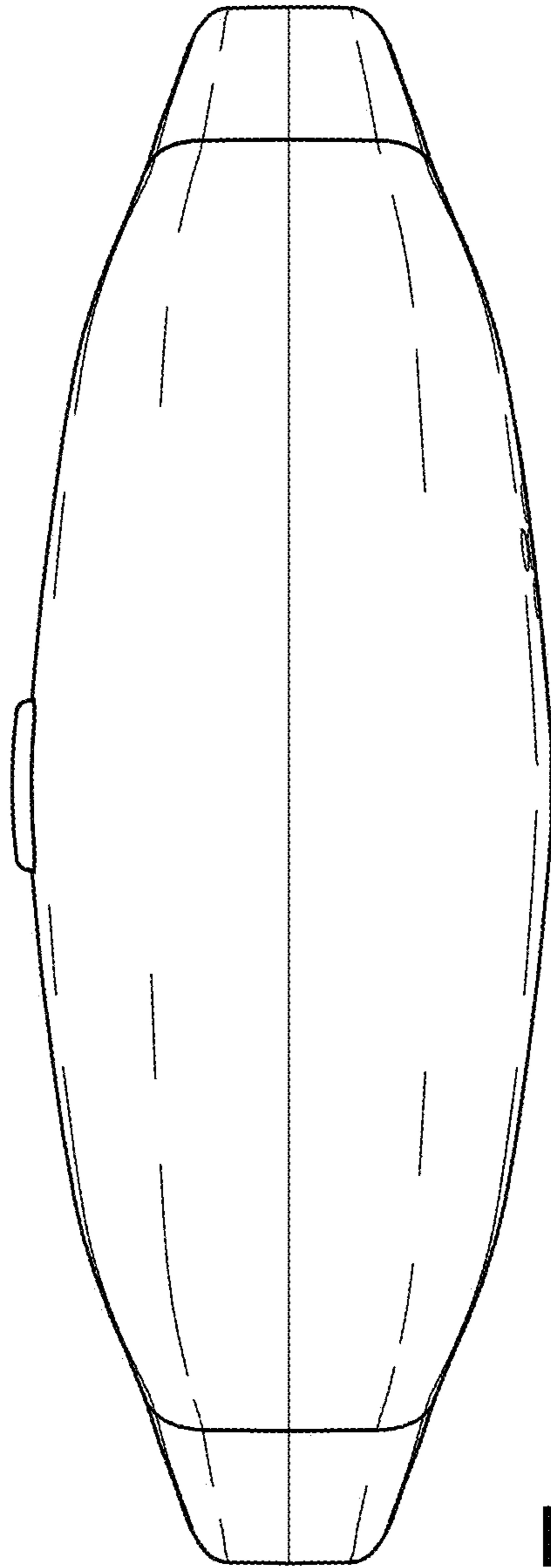
FIG. 3



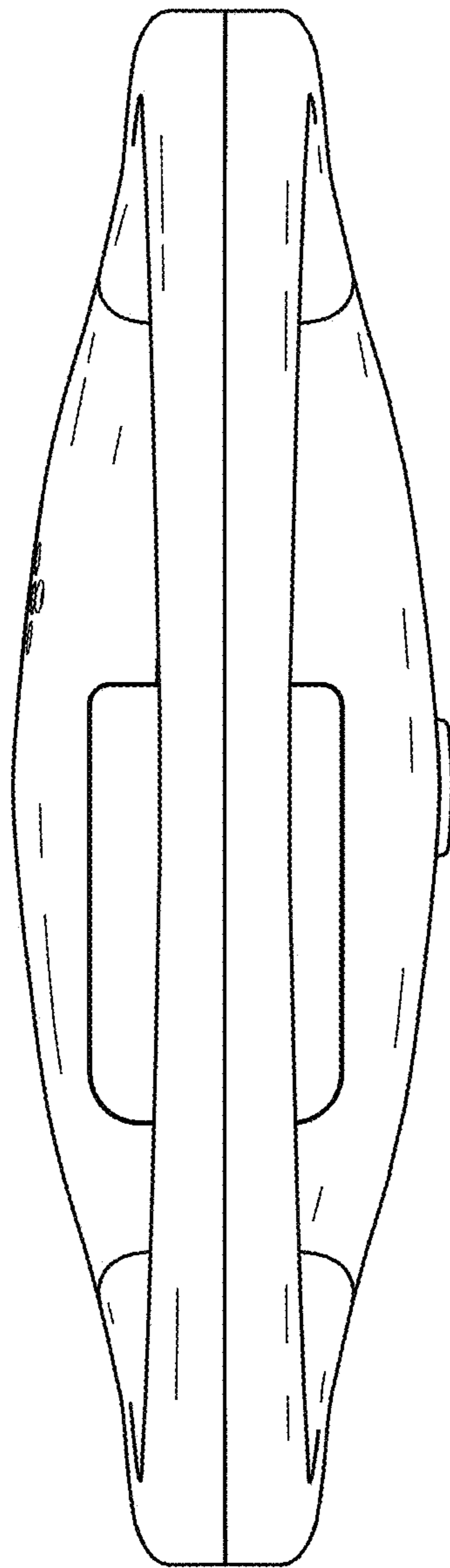
**FIG. 4**



**FIG. 5**



**FIG. 6**



**FIG. 7**