



US00D709045S

(12) **United States Design Patent**
Itou et al.

(10) **Patent No.:** **US D709,045 S**
(45) **Date of Patent:** **** Jul. 15, 2014**

(54) **TELEVISION APPARATUS**

(56) **References Cited**

(71) Applicant: **Panasonic Corporation**, Osaka (JP)

U.S. PATENT DOCUMENTS

(72) Inventors: **Masakatsu Itou**, Osaka (JP); **Takashi Inoue**, Nara (JP)

D494,165	S	*	8/2004	Yokota	D14/341
D510,919	S	*	10/2005	Kubota et al.	D14/126
D572,684	S	*	7/2008	Suzuki et al.	D14/126
D646,243	S	*	10/2011	Honda	D14/126
D655,684	S	*	3/2012	Kim et al.	D14/126
D663,705	S	*	7/2012	Park et al.	D14/126
D682,231	S	*	5/2013	Lee et al.	D14/126
D695,245	S	*	12/2013	Hara et al.	D14/126
D699,205	S	*	2/2014	Kim et al.	D14/126

(73) Assignee: **Panasonic Corporation**, Osaka (JP)

(**) Term: **14 Years**

(21) Appl. No.: **29/485,242**

FOREIGN PATENT DOCUMENTS

(22) Filed: **Mar. 18, 2014**

JP	D1422877	9/2011
JP	D1438837	4/2012

(30) **Foreign Application Priority Data**

Dec. 13, 2013 (JP) 2013-029257

* cited by examiner

(51) **LOC (10) Cl.** **14-03**

Primary Examiner — Raphael Barkai
(74) *Attorney, Agent, or Firm* — Panasonic Patent Center

(52) **U.S. Cl.**
USPC **D14/126**

(57) **CLAIM**
We claim the ornamental design for a television apparatus, as shown and described.

(58) **Field of Classification Search**
CPC ... G06F 1/1601; G06F 1/1643; H05K 5/0004;
H05K 5/0017; H05K 5/02; H05K 5/0217
USPC D14/125–134, 239, 371, 136, 374–377,
D14/440, 450, 448, 336, 342, 159; 312/7.2;
348/836, 838, 180, 184, 325, 739;
248/917–924, 465; 345/104, 133, 156,
345/168, 87, 173; D21/329, 515, 577, 622,
D21/333, 433, 448, 452, 450, 331, 505;
D10/15, 26; 446/484, 175, 356;
D6/477, 479, 300

DESCRIPTION

FIG. 1 is a front perspective view of a television apparatus of the present invention;
FIG. 2 is a front view thereof;
FIG. 3 is a rear view thereof;
FIG. 4 is a first side view thereof;
FIG. 5 is a second side view thereof;
FIG. 6 is a top view thereof; and,
FIG. 7 is a bottom view thereof.
The broken line showing of television apparatus is included for the purpose of illustrating environment and forms no part of the claimed design. Additionally, the unevenly broken lines in the drawings define the limits of the claimed design.

See application file for complete search history.

1 Claim, 7 Drawing Sheets

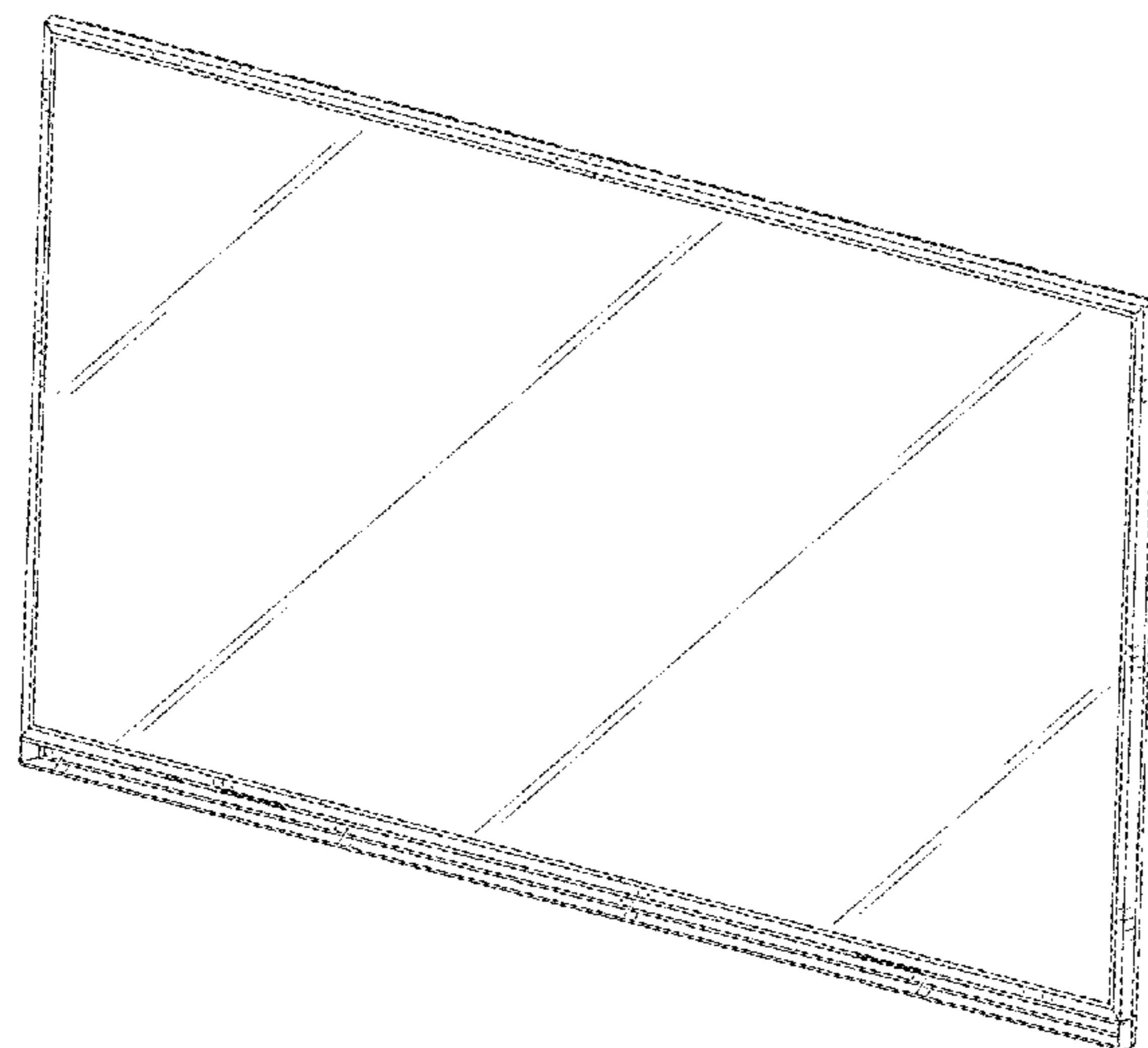


FIG. 1

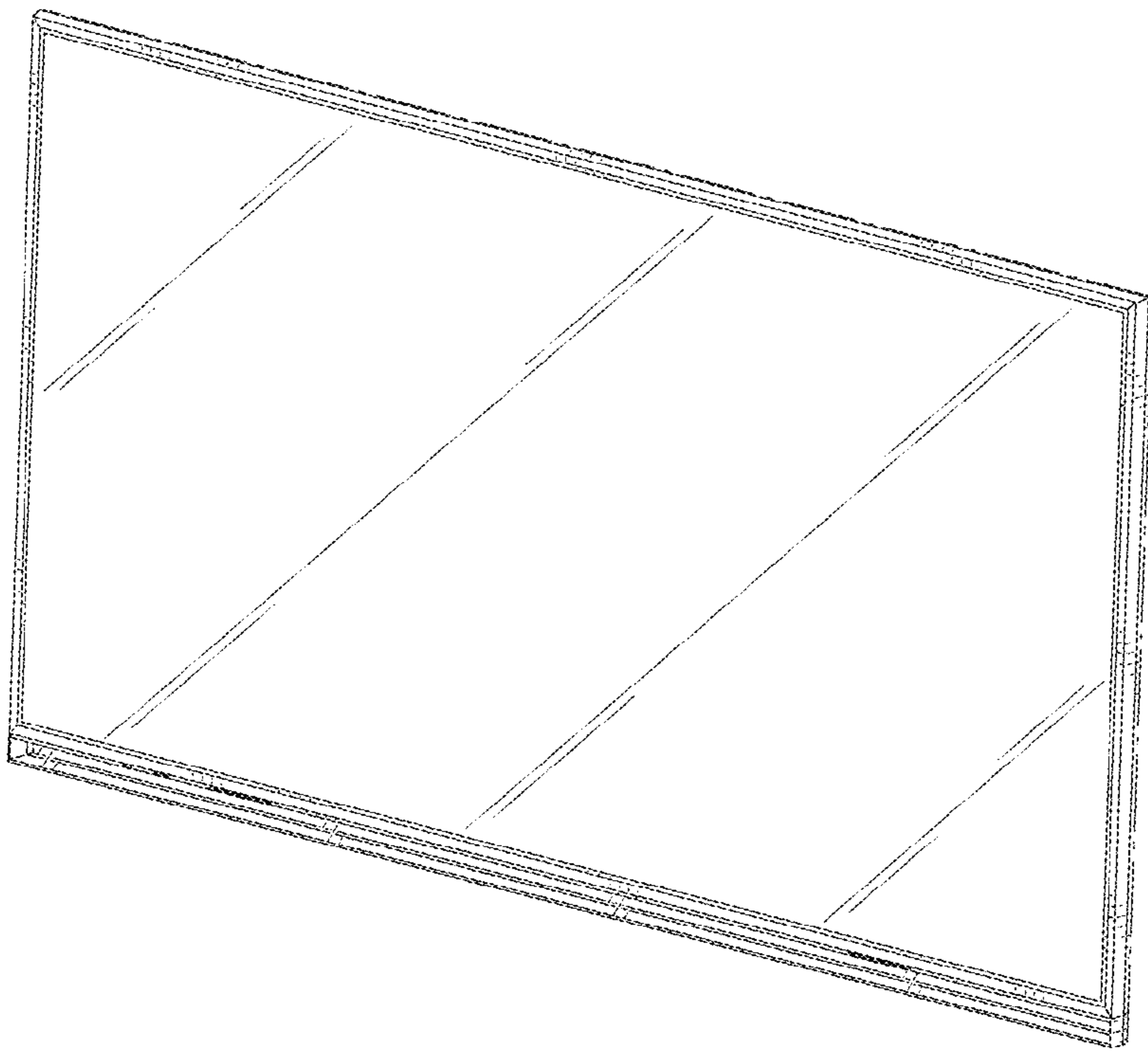


FIG. 2

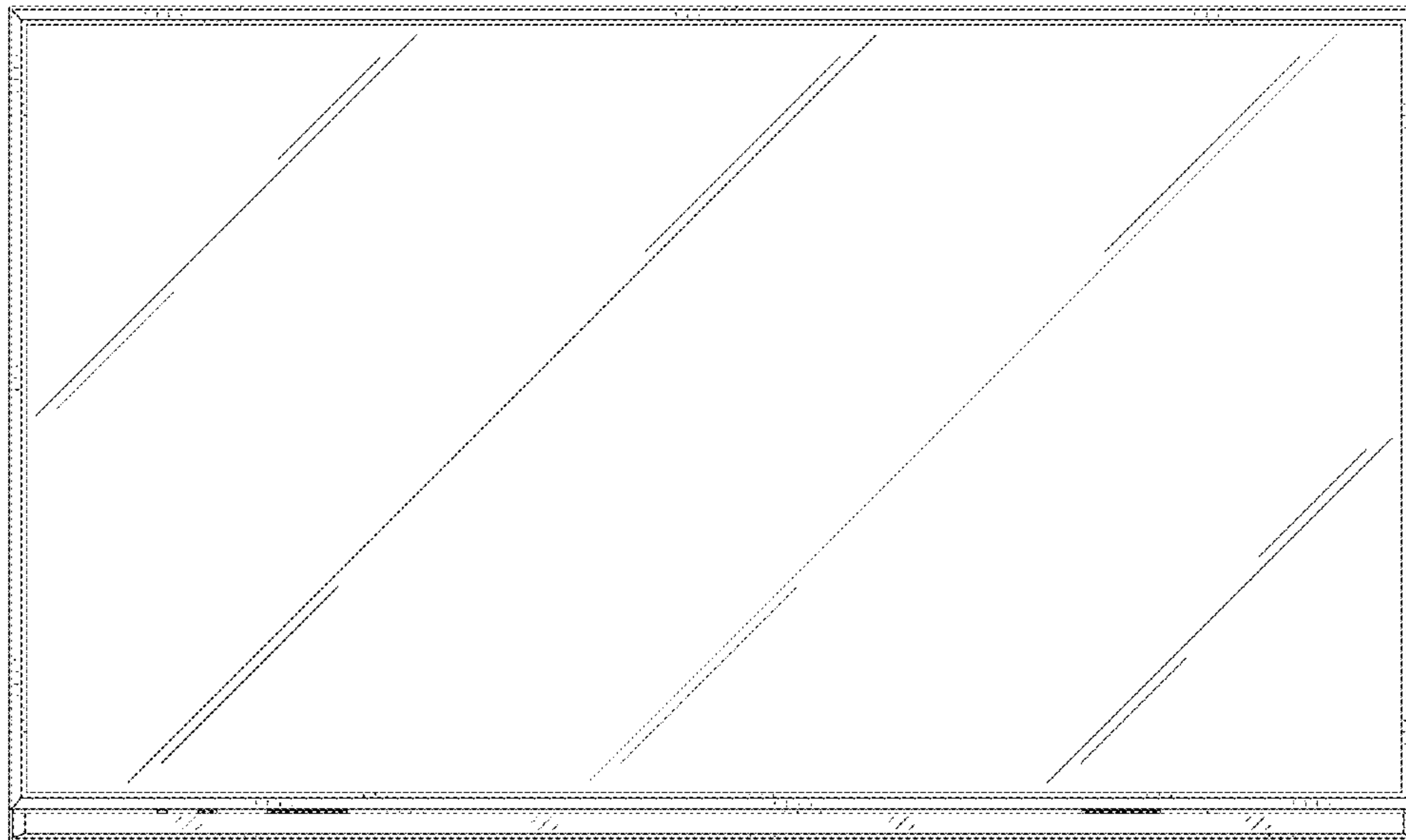


FIG. 3

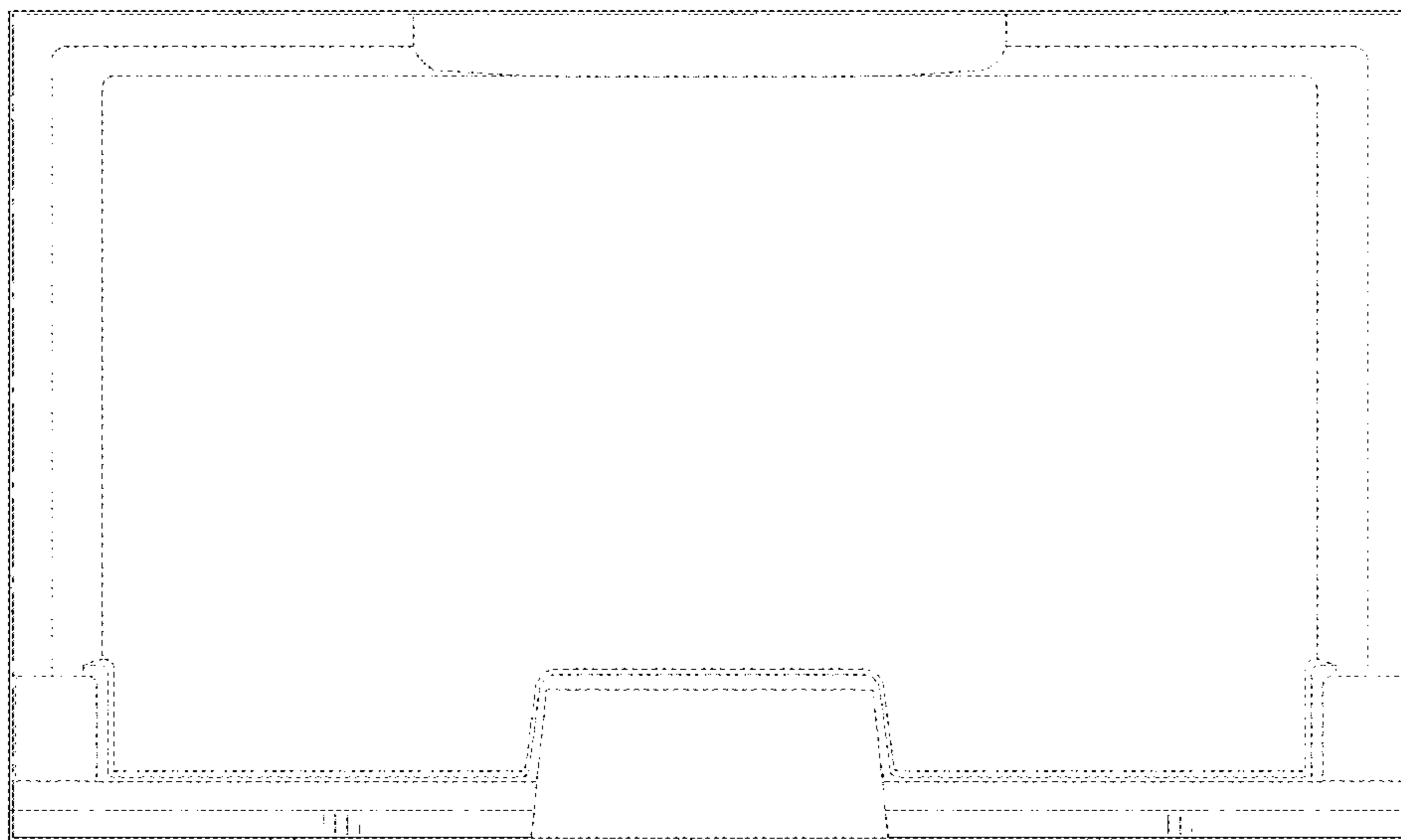


FIG. 4




FIG. 5




FIG. 6




FIG. 7

