



US00D709043S

(12) **United States Design Patent**  
**Isaacks**

(10) **Patent No.:** **US D709,043 S**  
(45) **Date of Patent:** **\*\* Jul. 15, 2014**

(54) **SECURE PASSIVE OPTICAL NETWORK ENCLOSURE**

FOREIGN PATENT DOCUMENTS

(75) Inventor: **Scott J. Isaacks**, Seattle, WA (US)

JP 2002118937 4/2002  
JP 3334621 8/2002

(Continued)

(73) Assignee: **DIRTT Environmental Solutions, Ltd.**,  
Calgary (CA)

OTHER PUBLICATIONS

(\*\*) Term: **14 Years**

National Security Telecommunications and Information Systems Security Instruction (NSTISSI No. 7003). Dec. 13, 1996. "Protective Distribution Systems (PDS)." NSTISSI No. 7033. 13pp. See pp. 7-8 (Annex B) specifically.

(21) Appl. No.: **29/420,561**

(Continued)

(22) Filed: **May 10, 2012**

(51) **LOC (10) Cl.** ..... **13-03**

(52) **U.S. Cl.**

USPC ..... **D13/184**

(58) **Field of Classification Search**

USPC ..... D13/133, 139.3, 139.4, 152, 156, 155,  
D13/158, 160, 162, 184, 199; 174/3, 50,  
174/50.52, 53, 54, 58, 59, 60; 220/3.2, 3.3,  
220/3.8, 4.02, 243, 244; 439/135, 367, 373,  
439/535, 892

See application file for complete search history.

*Primary Examiner* — Ian Simmons

*Assistant Examiner* — Khawaja Anwar

(74) *Attorney, Agent, or Firm* — Workman Nydegger

(57) **CLAIM**

The ornamental design for a secure passive optical network enclosure, as shown and described.

**DESCRIPTION**

(56) **References Cited**

U.S. PATENT DOCUMENTS

D260,878 S	9/1981	Dolinar	
4,381,063 A	4/1983	Leong	
4,596,095 A	6/1986	Calfant	
4,721,476 A	1/1988	Zeliff	
5,052,157 A	10/1991	Ducroux	
5,057,647 A	10/1991	Bogden	
D324,207 S	2/1992	Nieves	
5,272,297 A	12/1993	Reichow	
5,285,009 A	2/1994	Bowman	
D354,736 S	1/1995	Hallett	
D366,247 S *	1/1996	Mazura et al.	D13/184
D367,859 S	3/1996	Beaumont	
5,575,668 A	11/1996	Timmerman	
5,749,188 A	5/1998	Belbenoit	

(Continued)

FIG. 1 is a front perspective view of a secure passive optical network enclosure with front access door close, showing our new design;

FIG. 2 is front elevation view thereof;

FIG. 3 is a right side elevation view thereof;

FIG. 4 is a left side elevation view thereof;

FIG. 5 is a back elevation view thereof;

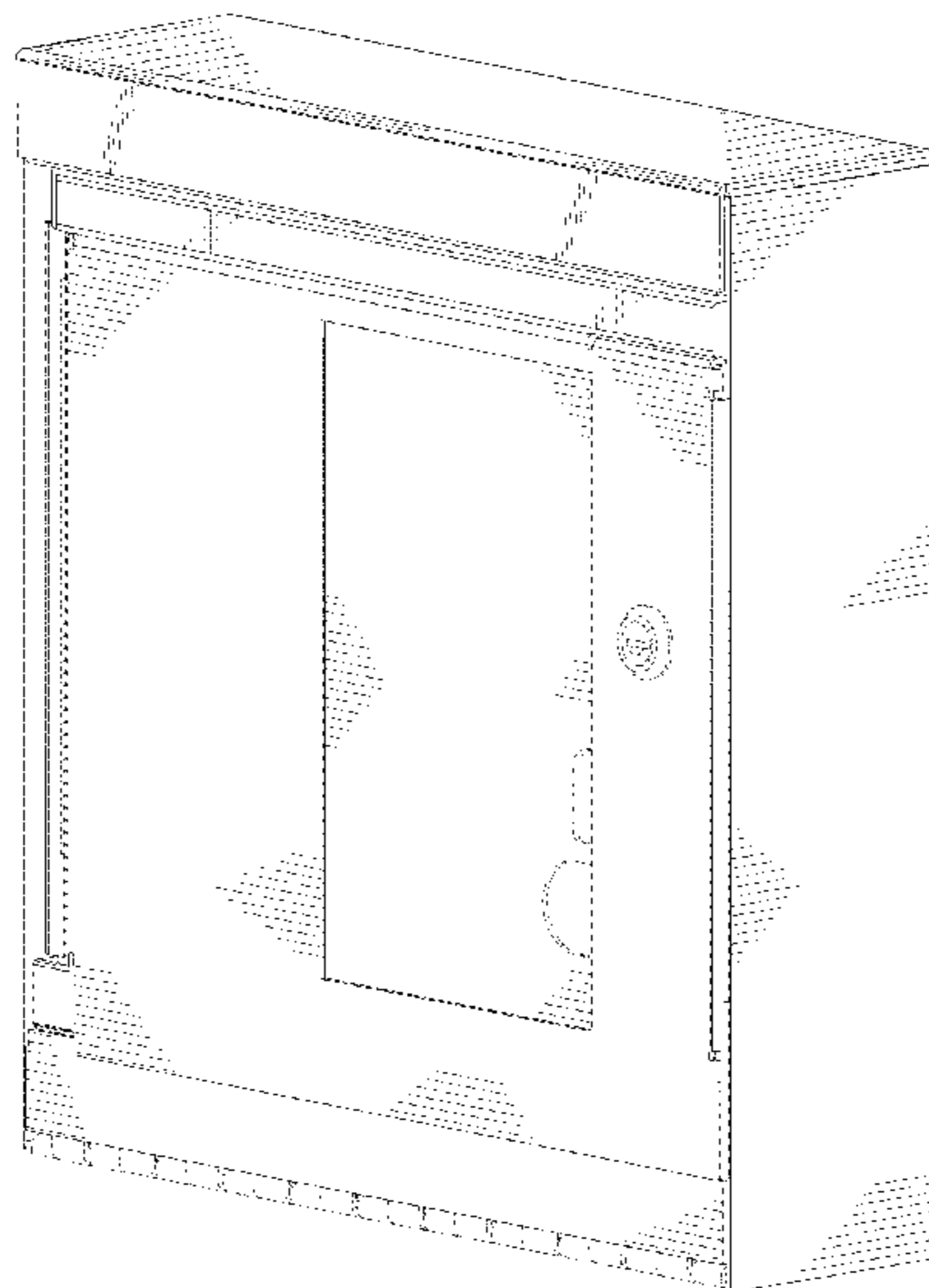
FIG. 6 is a top plan view thereof;

FIG. 7 is a bottom plan view thereof;

FIG. 8 is a front perspective view thereof with access panel open; and,

FIG. 9 is a front perspective view of thereof in open condition. The broken line portion in the figure drawing views is included for the purpose of illustrating environment and forms no part of the claimed design.

**1 Claim, 7 Drawing Sheets**



(56)

**References Cited**

U.S. PATENT DOCUMENTS

5,907,127 A 5/1999 Daoud  
 5,933,563 A 8/1999 Schaffer  
 5,945,633 A 8/1999 Ott  
 D422,265 S 4/2000 Noble  
 6,102,229 A 8/2000 Moncourtois  
 D437,586 S 2/2001 Sonntag  
 D450,666 S 11/2001 Scribner  
 D463,775 S 10/2002 Byrne  
 6,467,640 B1\* 10/2002 Hung ..... 220/4.02  
 D472,213 S 3/2003 Byrne  
 6,621,975 B2 9/2003 Laporte  
 D516,513 S 3/2006 Kissinger  
 7,045,706 B1 5/2006 Lincoln  
 7,121,853 B1 10/2006 Gast  
 D539,762 S 4/2007 Johnson  
 7,270,562 B1 9/2007 Trout  
 D560,609 S 1/2008 Rosenthal  
 D626,069 S 10/2010 Byrne  
 8,153,910 B1 4/2012 Penczak  
 2002/0195261 A1 12/2002 Harrison  
 2006/0221622 A1 10/2006 Howell  
 2006/0233355 A1 10/2006 Markiewicz  
 2007/0077800 A1 4/2007 Isaacks  
 2008/0057758 A1 3/2008 Walter  
 2008/0131132 A1 6/2008 Solheid  
 2008/0197129 A1\* 8/2008 Gosche ..... 220/4.02

2009/0205864 A1 8/2009 McCarthy  
 2010/0037554 A1 2/2010 Oh  
 2010/0051308 A1 3/2010 Hansen  
 2011/0181163 A1 7/2011 Han  
 2013/0291740 A1\* 11/2013 Seitz ..... 99/342

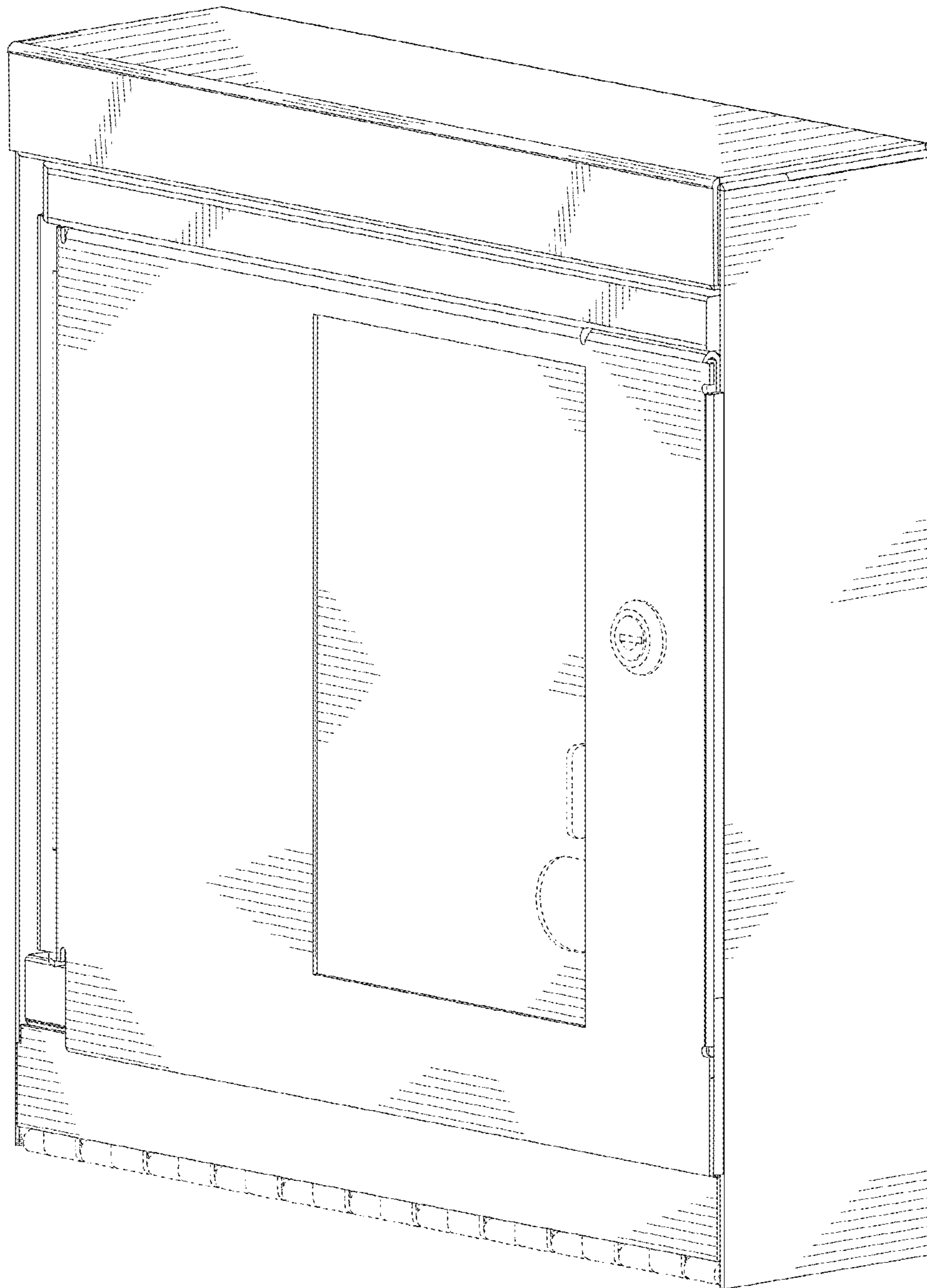
FOREIGN PATENT DOCUMENTS

JP 2005102429 4/2005  
 KR 2020090001720 2/2009  
 KR 100969193 7/2010

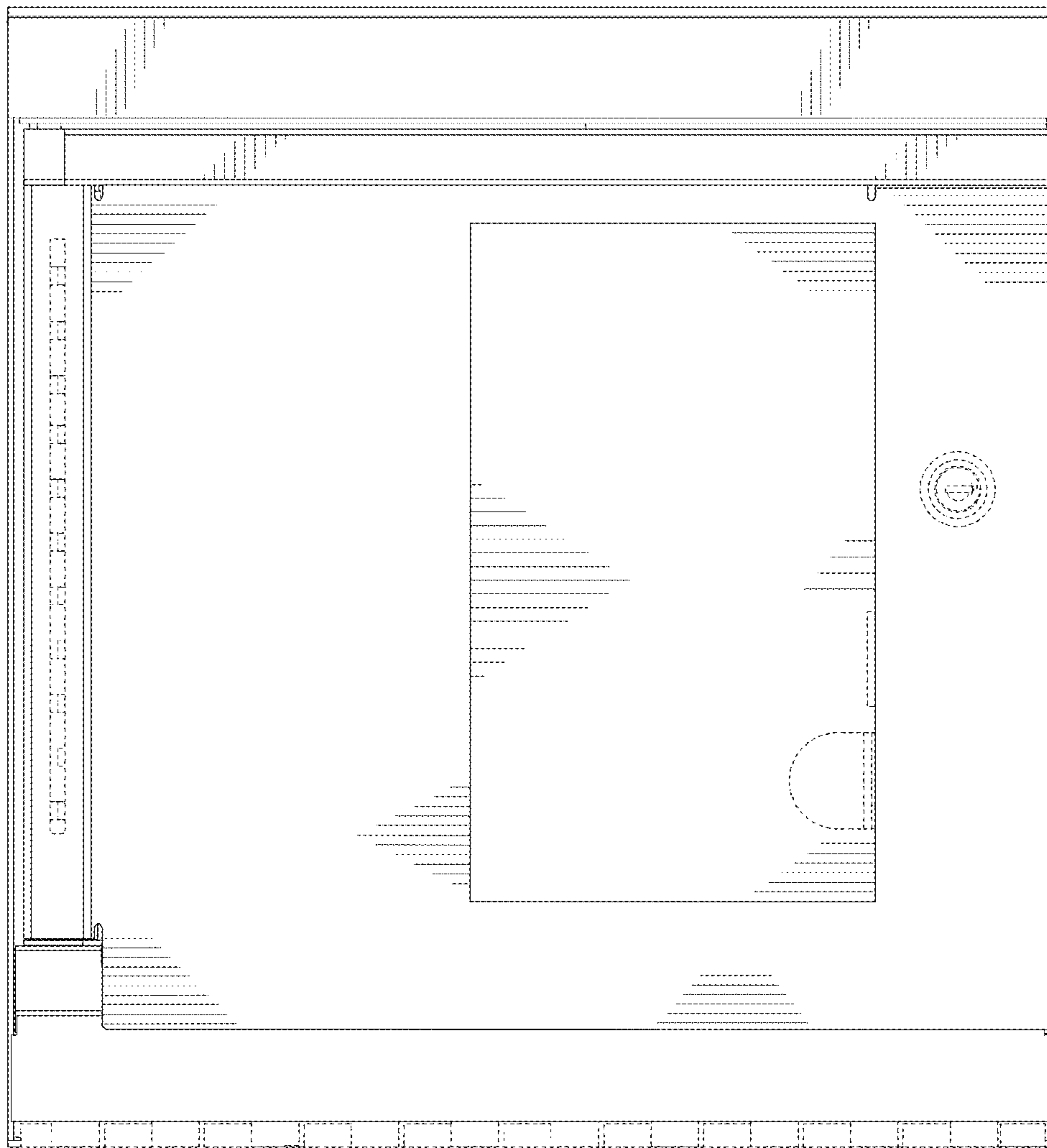
OTHER PUBLICATIONS

SMED International, nd. "Stay on top of your technology." 28 pp.  
 Notification of Transmittal of the International Search Report and the  
 Written Opinion of the International Searching Authority, or the  
 Declaration; Feb. 27, 2008, 7 pages.  
 International Search Report and Written Opinion for PCT/US2012/  
 033378 mailed Oct. 30, 2012.  
 International Search Report and Written Opinion for PCT/US2012/  
 065920 mailed Feb. 28, 2013.  
 International Search Report and Written Opinion for PCT/ US2012/  
 038390 mailed Dec. 18, 2012.  
 Notification of Transmittal of the International Search Report and the  
 Written Opinion of the International Searching Authority, or the  
 Declaration; Feb. 27, 2006, 7 pages.

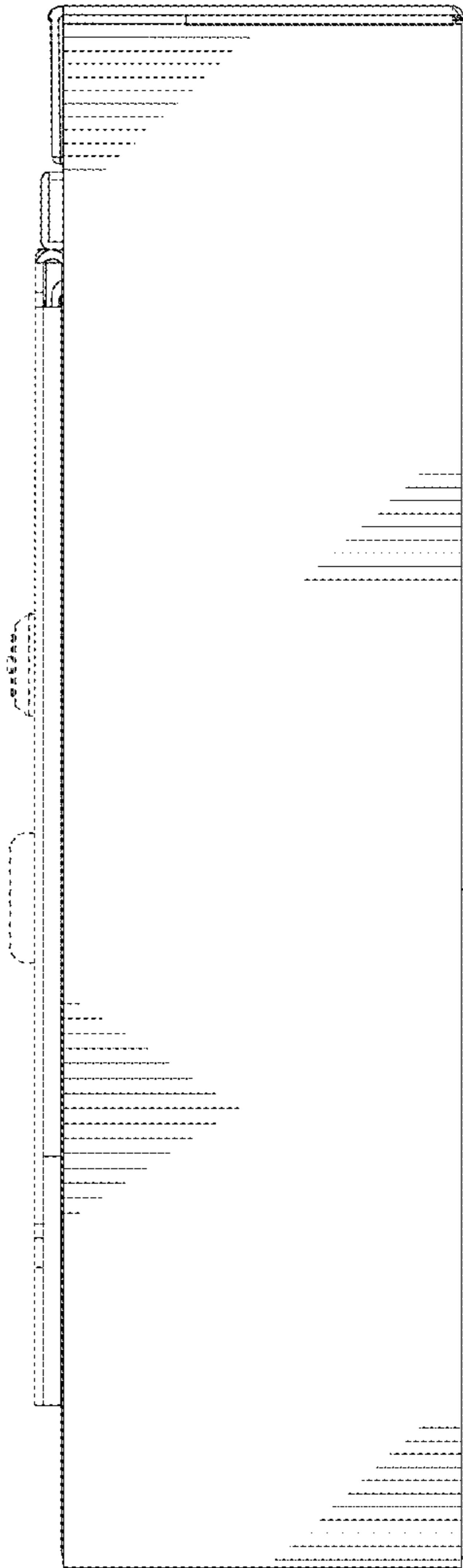
\* cited by examiner



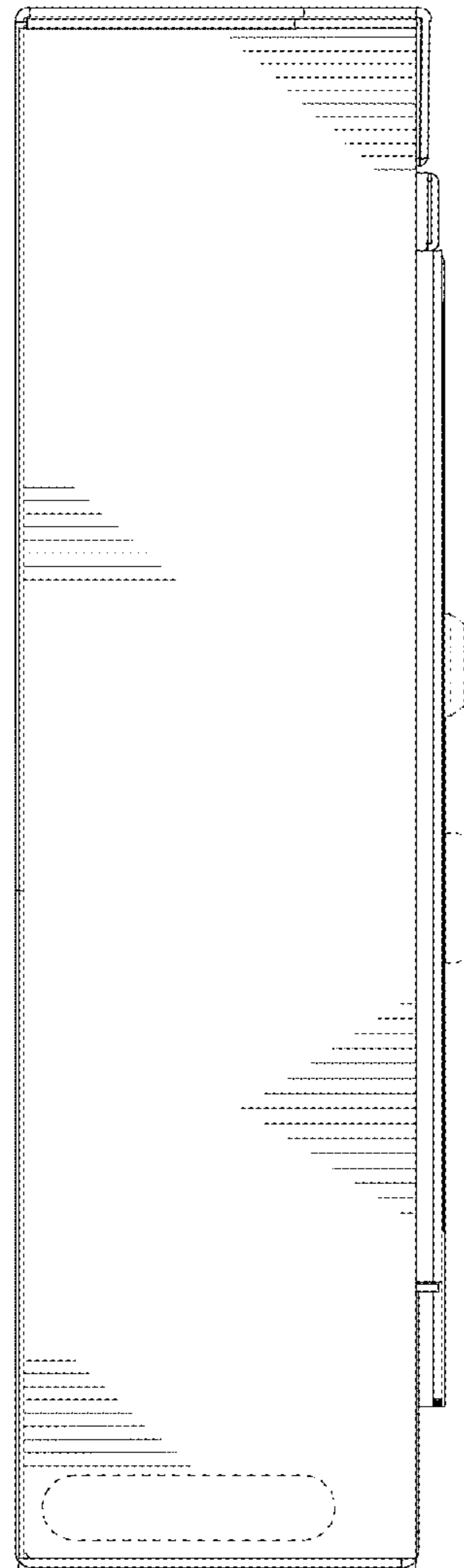
**Fig. 1**



**Fig. 2**




**Fig. 3**




**Fig. 4**

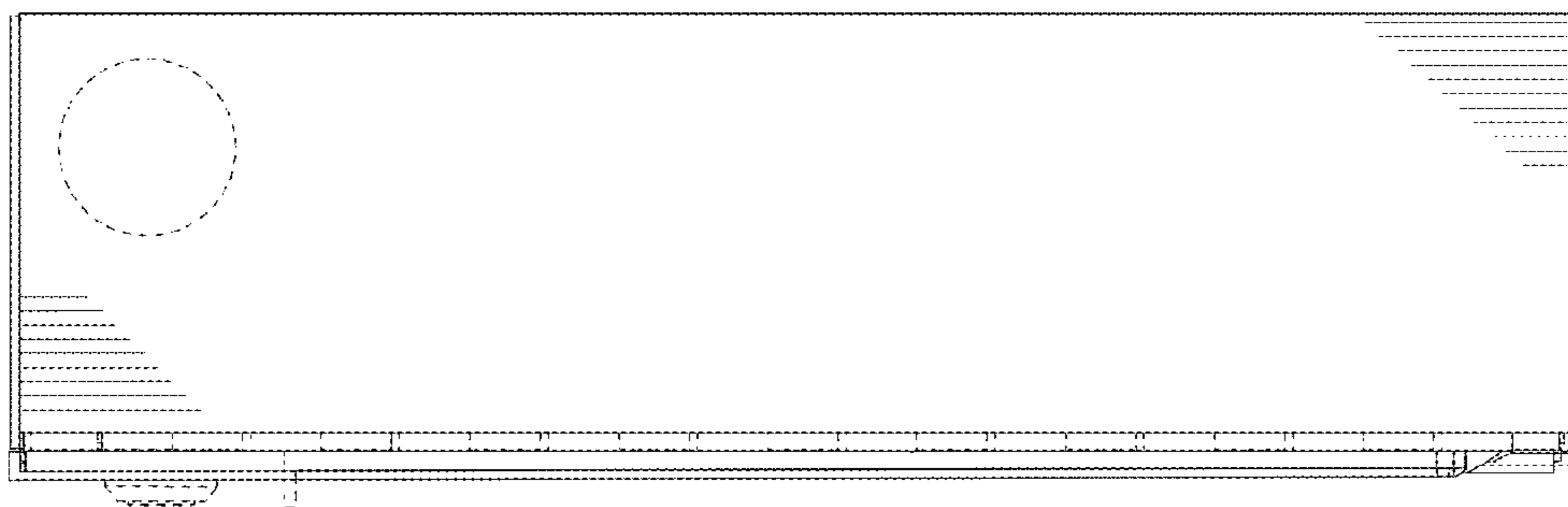




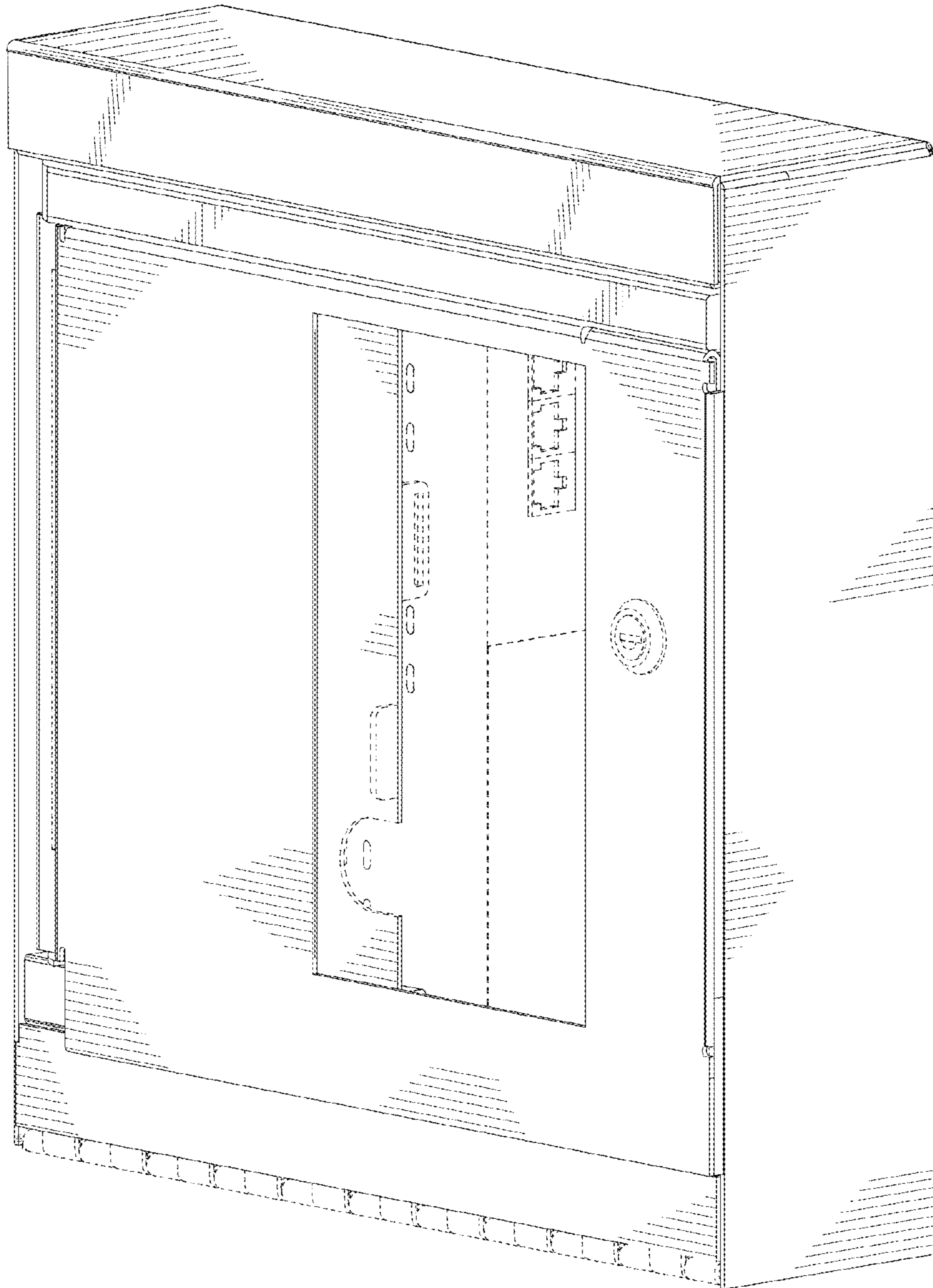
*Fig. 5*



**Fig. 6**



**Fig. 7**



**Fig. 8**



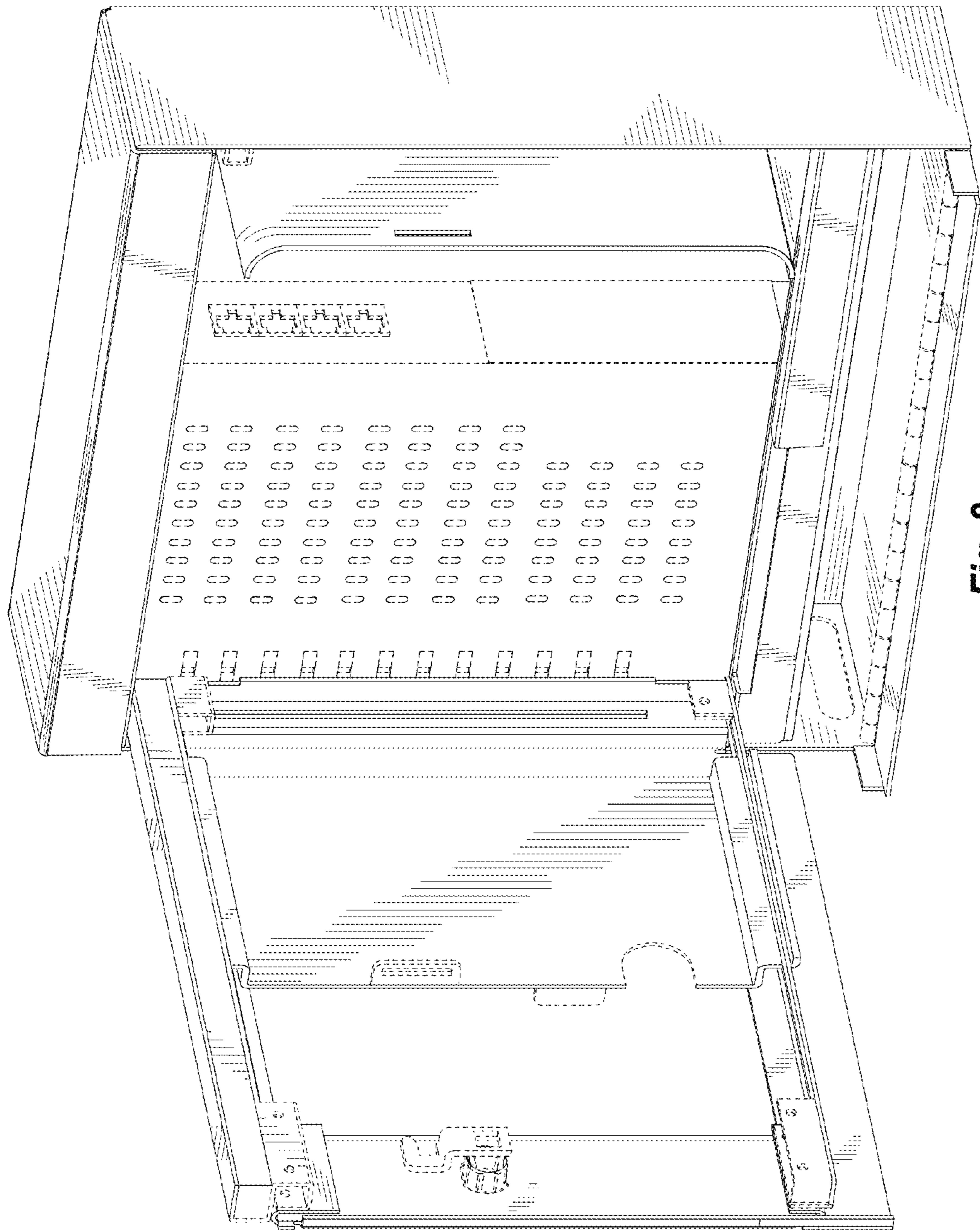


Fig. 9

UNITED STATES PATENT AND TRADEMARK OFFICE  
**CERTIFICATE OF CORRECTION**

PATENT NO. : D709,043 S  
APPLICATION NO. : 29/420561  
DATED : July 15, 2014  
INVENTOR(S) : Isaacks

Page 1 of 1

It is certified that error appears in the above-identified patent and that said Letters Patent is hereby corrected as shown below:

On the title page, Description, FIG. 9, delete “view of thereof” insert --view thereof--

Signed and Sealed this  
Thirtieth Day of June, 2015



Michelle K. Lee  
*Director of the United States Patent and Trademark Office*