



US00D709025S

(12) **United States Design Patent**
Takahashi

(10) **Patent No.:** **US D709,025 S**
(45) **Date of Patent:** **** Jul. 15, 2014**

(54) **TIRE**

(71) Applicant: **Toyo Tire & Rubber Co., Ltd., Osaka (JP)**

(72) Inventor: **Toshihiko Takahashi, Osaka (JP)**

(73) Assignee: **Toyo Tire & Rubber Co., Ltd., Osaka (JP)**

(**) Term: **14 Years**

(21) Appl. No.: **29/457,726**

(22) Filed: **Jun. 12, 2013**

(30) **Foreign Application Priority Data**

Dec. 13, 2012 (JP) 2012-030500

(51) **LOC (10) Cl.** **12-15**

(52) **U.S. Cl.**
USPC **D12/605**

(58) **Field of Classification Search**
USPC D12/500-501, 544, 579, 605;
152/523-524, DIG. 12, 555; D7/588,
D7/396.4-396.5
See application file for complete search history.

(56) **References Cited**

U.S. PATENT DOCUMENTS

D569,336 S * 5/2008 Onoe D12/605
D569,791 S * 5/2008 Iwabuchi et al. D12/605
D584,222 S * 1/2009 Ohashi D12/605

D590,332 S * 4/2009 Sato D12/605
D593,486 S * 6/2009 Yonetsu D12/605
D597,025 S * 7/2009 Fujita D12/605
D618,165 S * 6/2010 Sato D12/605
D626,502 S * 11/2010 Nakamura D12/605
D632,641 S * 2/2011 Sato D12/605
D647,044 S * 10/2011 Takemoto D12/605
D668,210 S * 10/2012 Sato
D670,643 S * 11/2012 Kuwano D12/605
D684,109 S * 6/2013 Iwabuchi D12/605

* cited by examiner

Primary Examiner — Stacia Cadmus

(74) *Attorney, Agent, or Firm* — Sterne, Kessler, Goldstein & Fox P.L.L.C.

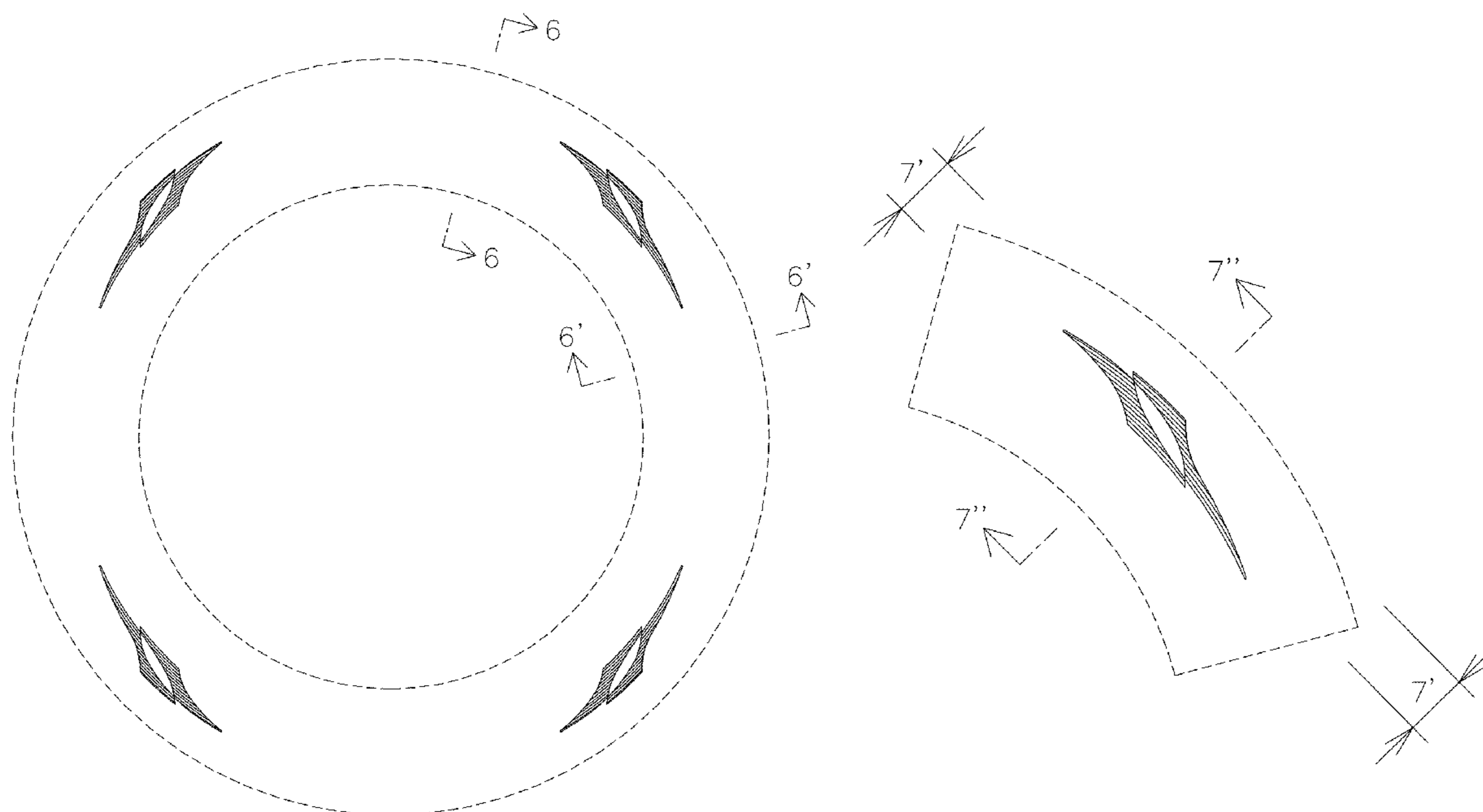
(57) **CLAIM**

The ornamental design for a tire, as shown and described.

DESCRIPTION

FIG. 1 is a perspective view of a tire showing my new design; FIG. 2 is a front view thereof; FIG. 3 is a rear view thereof; FIG. 4 is a top plan view thereof, for which the bottom plan view is a mirror image; FIG. 5 is a left side view thereof, for which the right side view is a mirror image; FIG. 6 is an enlarged view taken along lines 6-6 and 6'-6' in FIG. 2; and, FIG. 7 is an enlarged cross-sectional view taken along line 7-7 in FIG. 4 and lines 7'-7' and 7''-7'' in FIG. 6. In the drawings, the broken lines showing portions of the tire tread and sidewall depict portions of the tire which form no part of the claimed design.

1 Claim, 7 Drawing Sheets



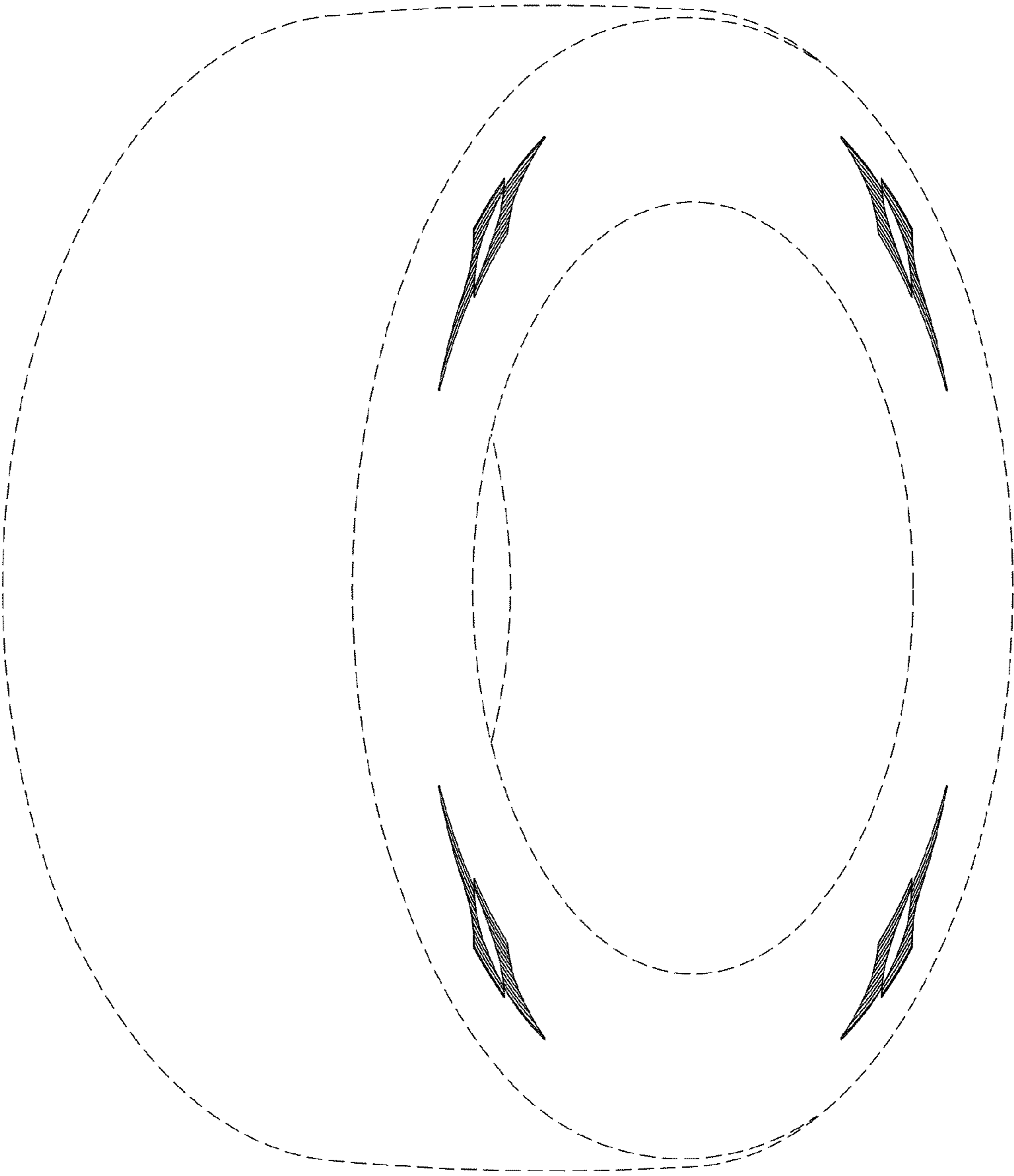


FIG. 1

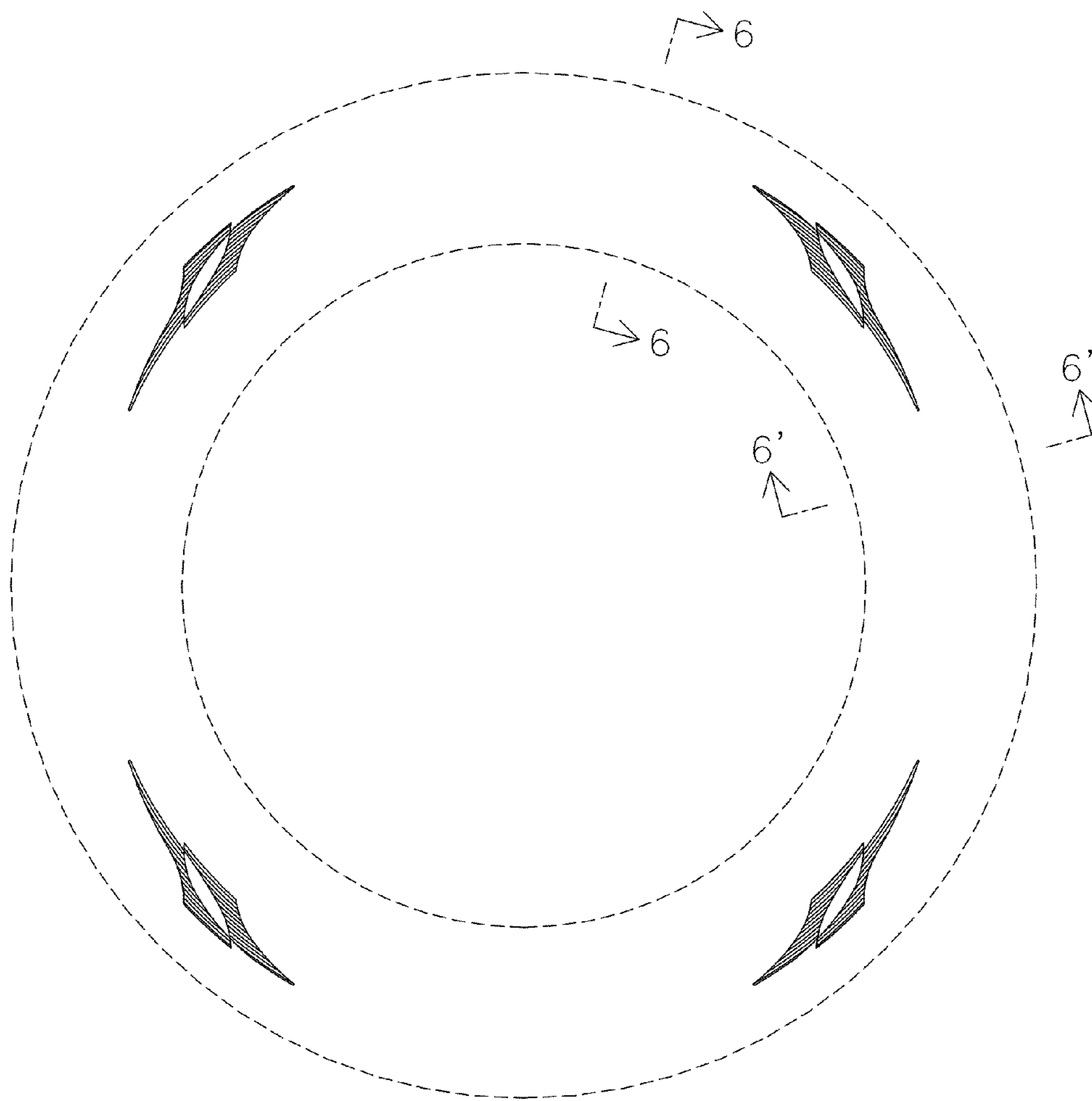


FIG. 2




FIG. 3




FIG. 4




FIG. 5

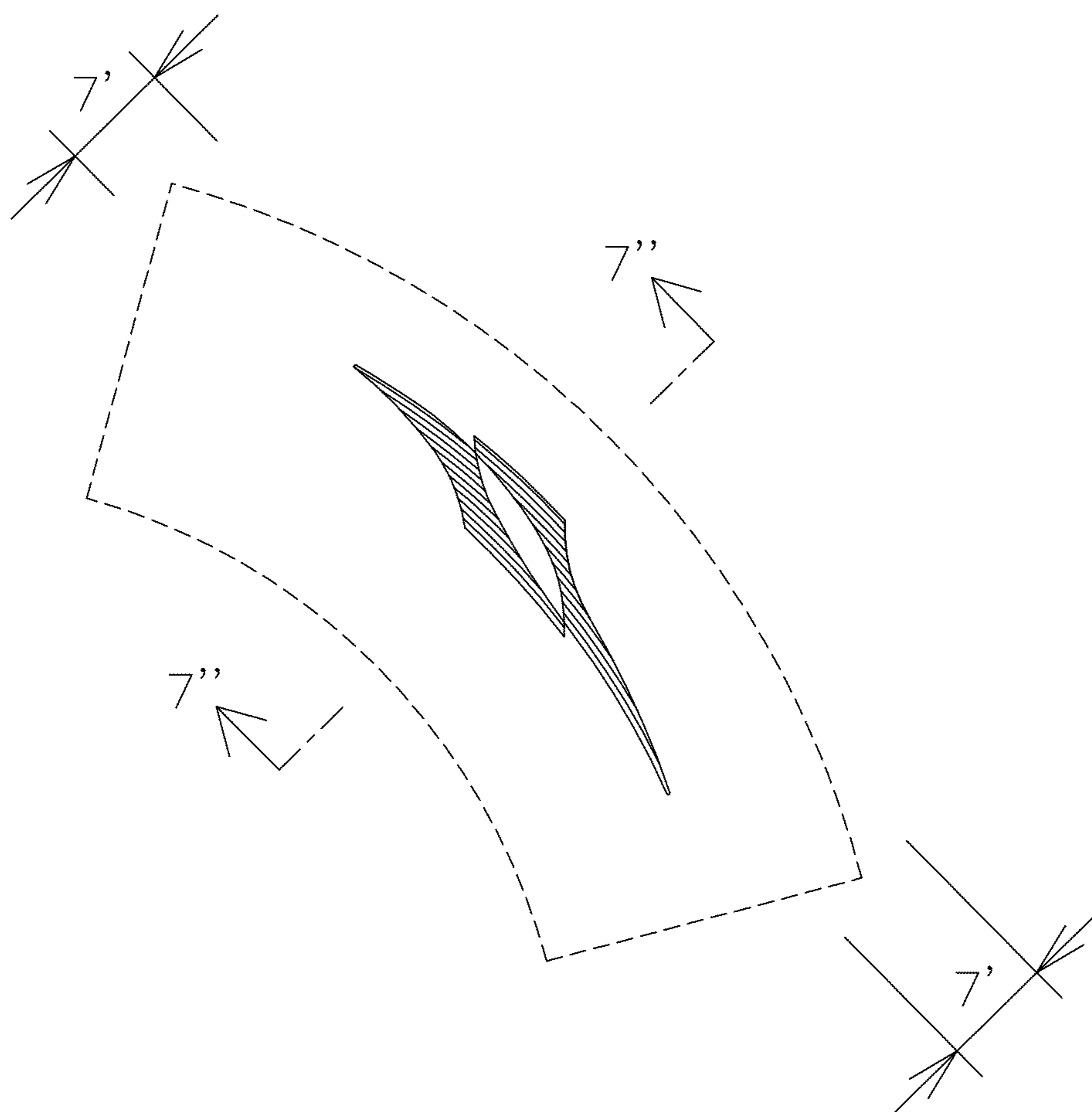


FIG. 6




FIG. 7