



US00D709013S

(12) **United States Design Patent**  
**Chou et al.**

(10) **Patent No.:** **US D709,013 S**  
(45) **Date of Patent:** **\*\* Jul. 15, 2014**

(54) **ELLIPSE EXHAUST STACK FOR TRANSPORTATION VEHICLE**

180/89.2, 296, 309; 181/247-249, 264, 181/282, 239-241, 227, 228; 60/303, 313, 60/323; 138/37-39, 44, 103, 109

(71) Applicants: **Chiahua Eleanor Chou**, Schaumburg, IL (US); **Craig Massner**, Naperville, IL (US)

See application file for complete search history.

(72) Inventors: **Chiahua Eleanor Chou**, Schaumburg, IL (US); **Craig Massner**, Naperville, IL (US)

*Primary Examiner* — Michael A Pratt

(74) *Attorney, Agent, or Firm* — WPAT, P.C.; Anthony King

(\*\*) Term: **14 Years**

(57) **CLAIM**

The ornamental design of an ellipse exhaust stack for transportation vehicle, as shown and described.

(21) Appl. No.: **29/468,535**

(22) Filed: **Oct. 1, 2013**

**DESCRIPTION**

**Related U.S. Application Data**

(62) Division of application No. 29/420,254, filed on May 7, 2012, now Pat. No. Des. 694,161.

FIG. 1 is a three dimensional view of an ellipse exhaust stack for transportation vehicle such as a truck; FIG. 2 is a left side view thereof; FIG. 3 is a right side view thereof; FIG. 4 is a rear elevational view thereof; FIG. 5 is a front elevational view thereof; FIG. 6 is a top plan view thereof; and, FIG. 7 is a bottom plan view thereof.

(51) **LOC (10) Cl.** ..... **12-16**

(52) **U.S. Cl.**  
USPC ..... **D12/194**

(58) **Field of Classification Search**  
USPC ..... D12/194; D15/5; 293/113; 29/890.08;

**1 Claim, 4 Drawing Sheets**




FIG. 1




FIG. 2




FIG. 3




FIG. 4




FIG. 5




FIG. 6

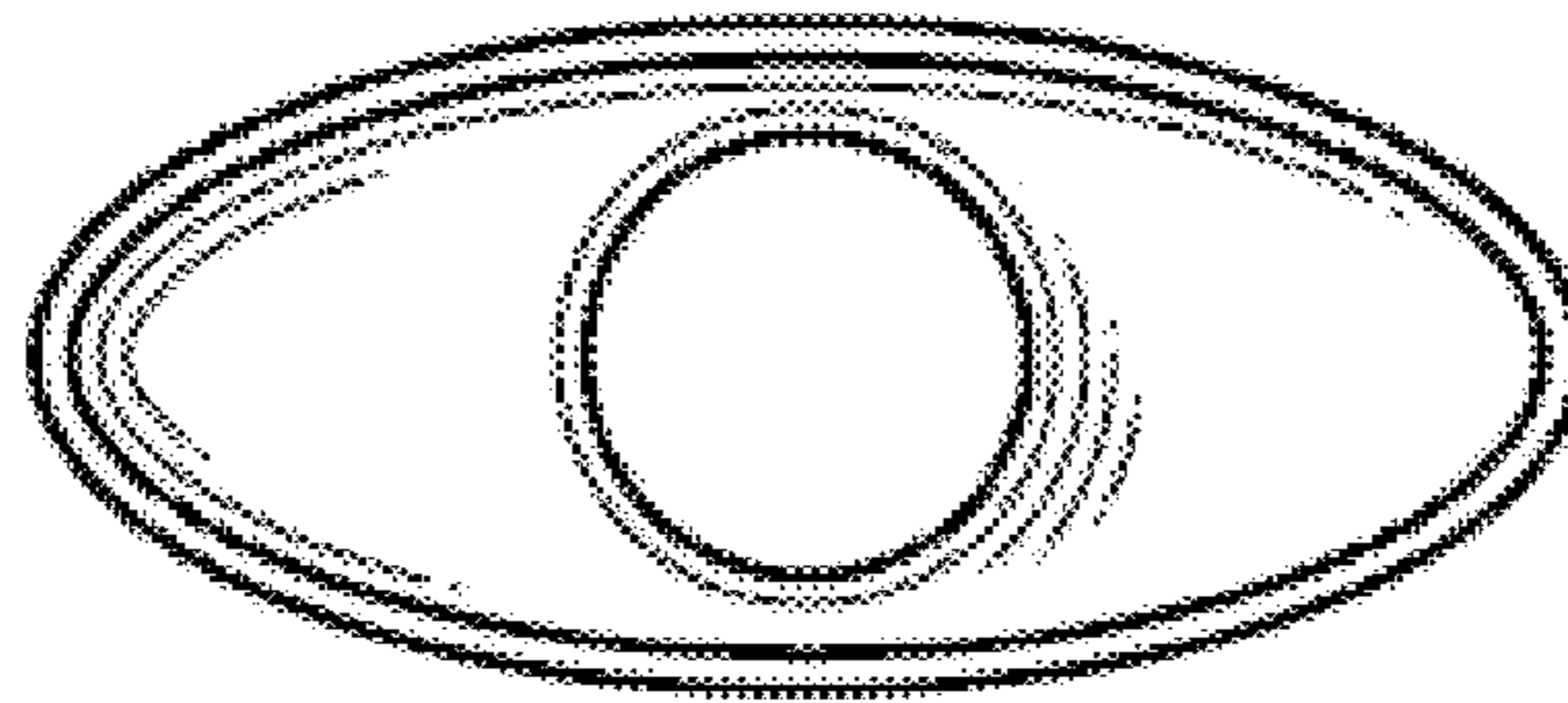


FIG. 7

