

US00D709009S

(12) **United States Design Patent**
Brzustowicz et al.

(10) **Patent No.:** **US D709,009 S**
(45) **Date of Patent:** **** Jul. 15, 2014**

(54) **FAIRING FOR A VEHICLE**

(71) Applicant: **Daimler AG**, Stuttgart (DE)

(72) Inventors: **John Brzustowicz**, Concord, NC (US);
Matthew Guilfoyle, Portland, OR (US)

(73) Assignee: **Daimler AG**, Stuttgart (DE)

(**) Term: **14 Years**

(21) Appl. No.: **29/456,129**

(22) Filed: **May 29, 2013**

(51) **LOC (10) Cl.** **12-08**

(52) **U.S. Cl.**
USPC **D12/181**

(58) **Field of Classification Search**
USPC D12/181, 191, 196, 400, 190, 88;
280/727, 770, 848; 296/180.1-180.5,
296/91; 180/903

See application file for complete search history.

(56) **References Cited**

U.S. PATENT DOCUMENTS

D385,223 S *	10/1997	Marlowe et al.	D12/96
D391,524 S *	3/1998	Anderson et al.	D12/96
D424,011 S *	5/2000	Morris	D12/401
D434,347 S *	11/2000	Damon et al.	D12/96
D436,894 S *	1/2001	Barraclough et al.	D12/96
D558,643 S *	1/2008	Beigel et al.	D12/96

D633,015 S *	2/2011	Peltola et al.	D12/181
D643,353 S *	8/2011	Balicki et al.	D12/181
D686,123 S *	7/2013	Peltola et al.	D12/181
D687,359 S *	8/2013	Peltola et al.	D12/181
D699,648 S *	2/2014	Sancer et al.	D12/181

* cited by examiner

Primary Examiner — Katrina A Betton

(74) *Attorney, Agent, or Firm* — Crowell & Moring LLP

(57) **CLAIM**

The ornamental design for a fairing for a vehicle, as shown and described.

DESCRIPTION

This application contains subject matter related to the following co-pending U.S. design patent application:

Application Ser. No. 29/456,122, filed herewith and entitled "Vehicle, Toy, and/or Replicas Thereof".

FIG. 1 is a left, front perspective view of a fairing for a vehicle according to the design, the right, front perspective view being mirror symmetrical;

FIG. 2 is a front view thereof;

FIG. 3 is a left side view thereof, the right side view being mirror symmetrical;

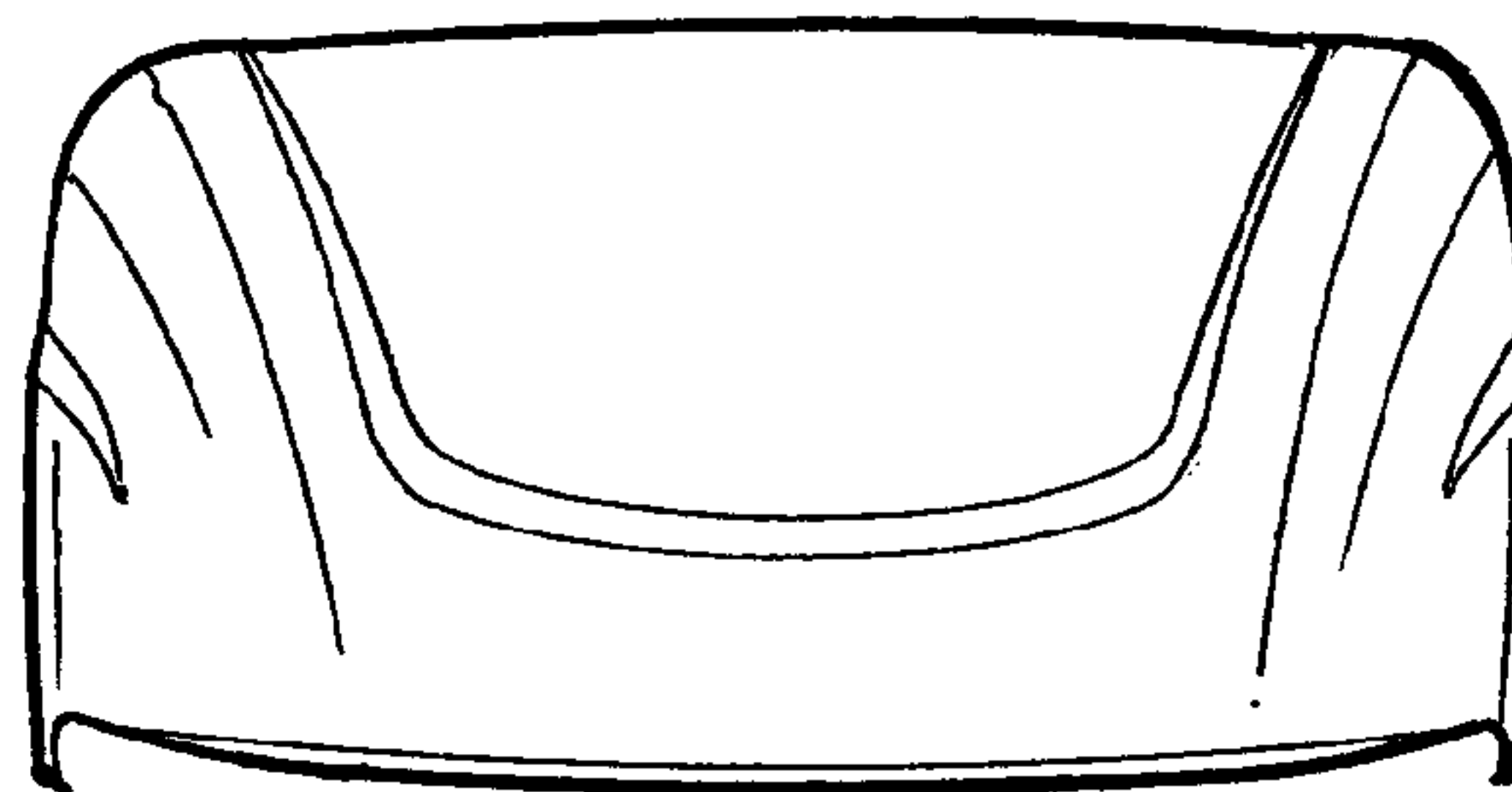

FIG. 4 is a top view thereof;

FIG. 5 is a rear view thereof; and,

FIG. 6 is a bottom view thereof.

The broken lines are for illustrative purposes only and form no part of the claimed design.

1 Claim, 2 Drawing Sheets






FIG. 1

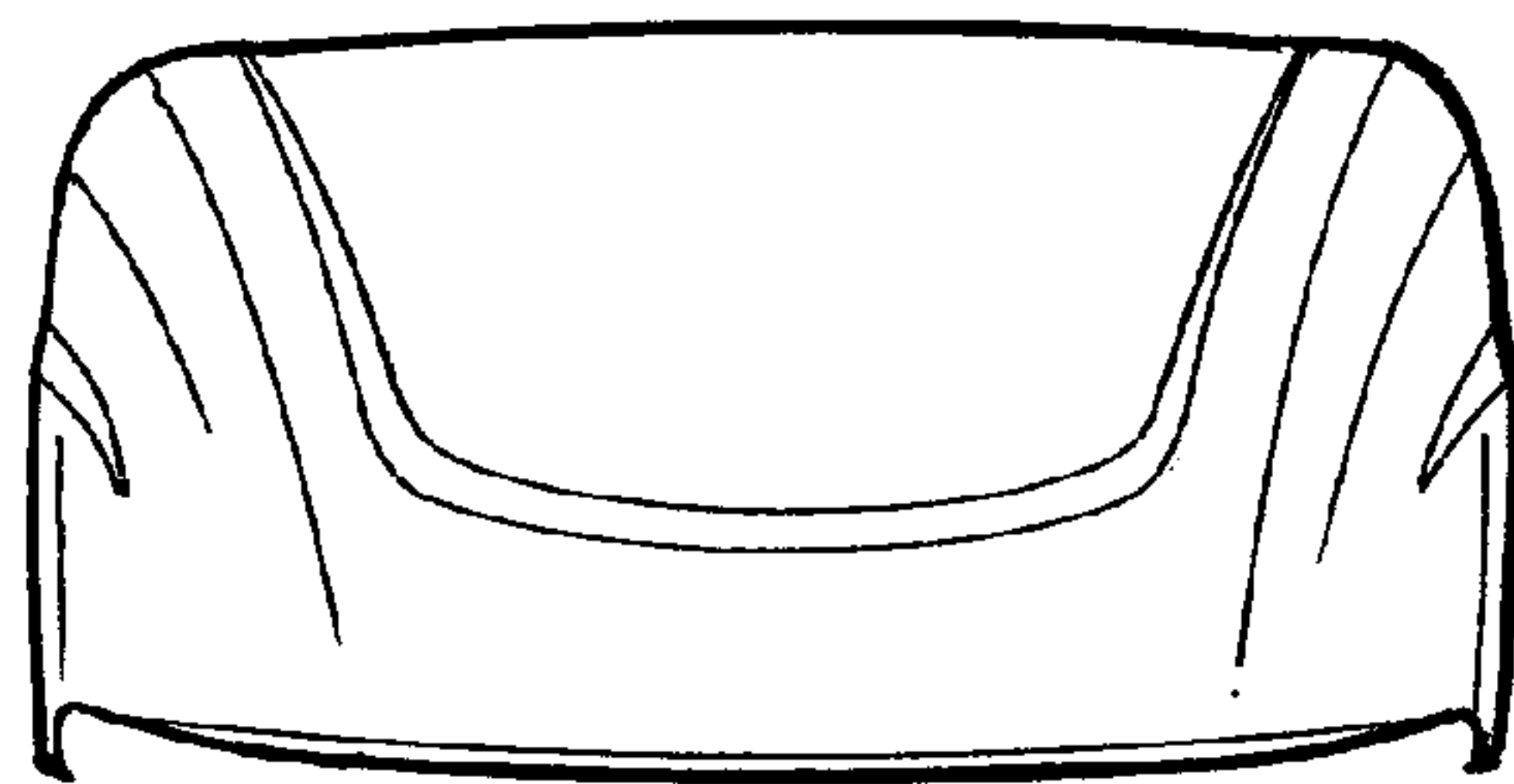


FIG. 2




FIG. 3

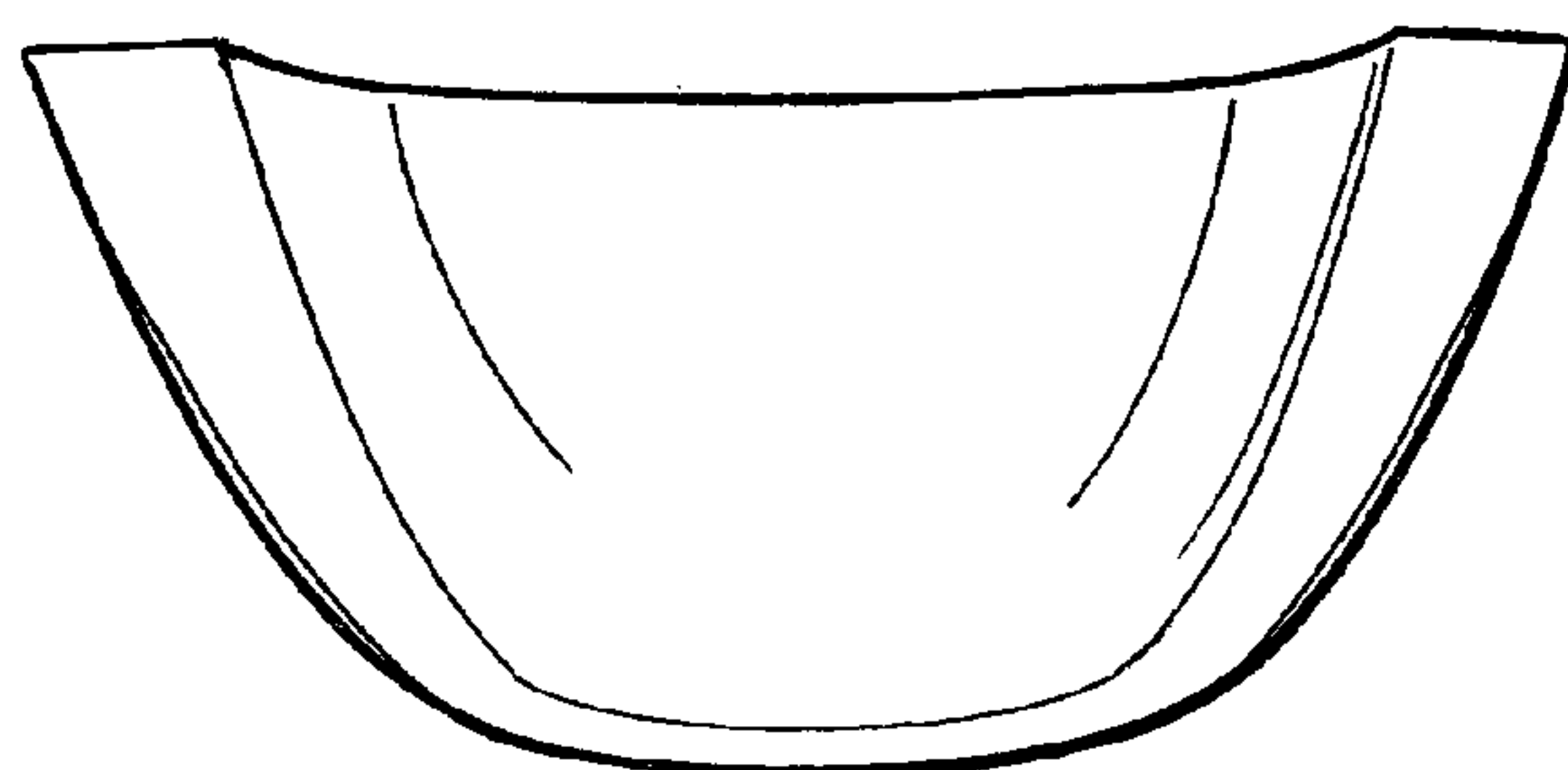


FIG. 4

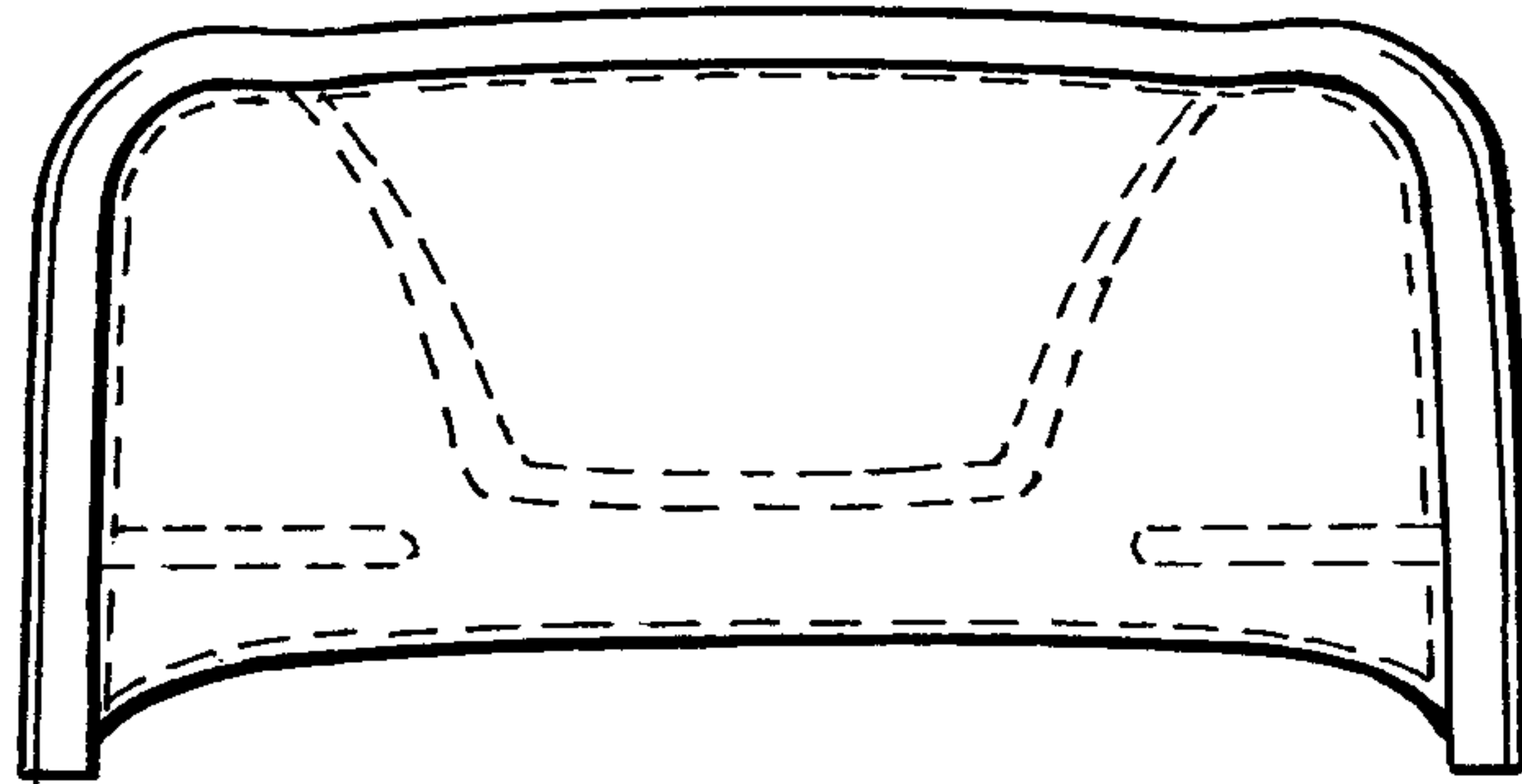


FIG. 5

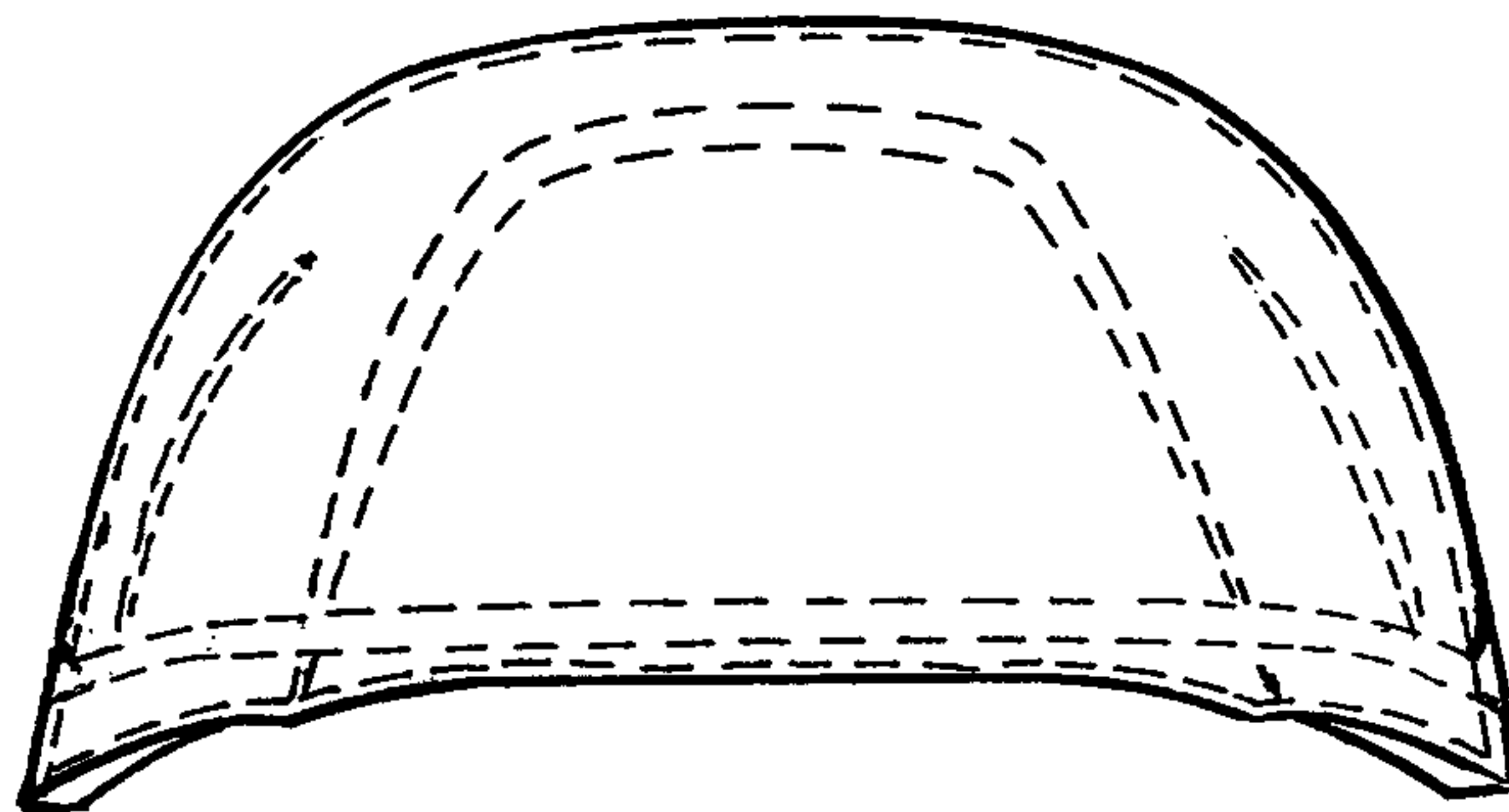


FIG. 6