



US00D709002S

(12) **United States Design Patent**
Ito et al.

(10) **Patent No.:** **US D709,002 S**
(45) **Date of Patent:** **** Jul. 15, 2014**

- (54) **HOOD OF A TRUCK VEHICLE**
- (71) Applicant: **International Truck Intellectual Property Company, LLC**, Lisle, IL (US)
- (72) Inventors: **Chris Isamu Ito**, Sugar Grove, IL (US); **Glen Joel Durmisevich**, Rochester Hills, MI (US); **John Song**, Palatine, IL (US); **Christian Michael Hardin**, Waterford, MI (US); **Curtis Lawrence Wilson**, Naperville, IL (US); **Benjamin Anthony Kuzmicz**, Naperville, IL (US)
- (73) Assignee: **International Truck Intellectual Property Company, LLC**, Lisle, IL (US)
- (**) Term: **14 Years**
- (21) Appl. No.: **29/450,571**
- (22) Filed: **Mar. 19, 2013**
- (51) **LOC (10) Cl.** **12-16**
- (52) **U.S. Cl.**
USPC **D12/173**
- (58) **Field of Classification Search**
USPC D12/96, 97, 98, 12, 90-92, 173, 196;
296/180.1-180.3, 181.1-185, 186,
296/186.1; 180/89.12, 89.1, 242, 44, 86.1,
180/86.6
See application file for complete search history.

D307,126 S	4/1990	Allendorph	
D328,273 S	7/1992	McGrew, Jr.	
D335,272 S	5/1993	Allendorph	
D391,908 S	3/1998	Allendorph	
D394,624 S	5/1998	Allendorph	
D401,198 S	11/1998	Mueller	
D403,637 S	1/1999	Abalos	
D426,800 S	6/2000	Zimmerman	
D437,574 S	2/2001	Beigel	
D445,384 S	7/2001	Tirey	
D458,197 S	6/2002	Maher	
D466,450 S	12/2002	Maher	
D523,793 S	6/2006	Beigel	
D536,287 S	2/2007	Beigel	
D537,761 S	3/2007	Beigel	
D542,715 S *	5/2007	Beigel et al.	D12/96
D556,654 S	12/2007	Lee	
D557,186 S	12/2007	Beigel	
D558,643 S *	1/2008	Beigel et al.	D12/96
D564,427 S	3/2008	Beigel	
D645,801 S	9/2011	Beigel	
D654,401 S *	2/2012	Peltola et al.	D12/96

* cited by examiner

Primary Examiner — Melody Brown

(74) *Attorney, Agent, or Firm* — Jeffrey P. Calfa; Mark C. Bach; Gerald W. Askew

(57) **CLAIM**

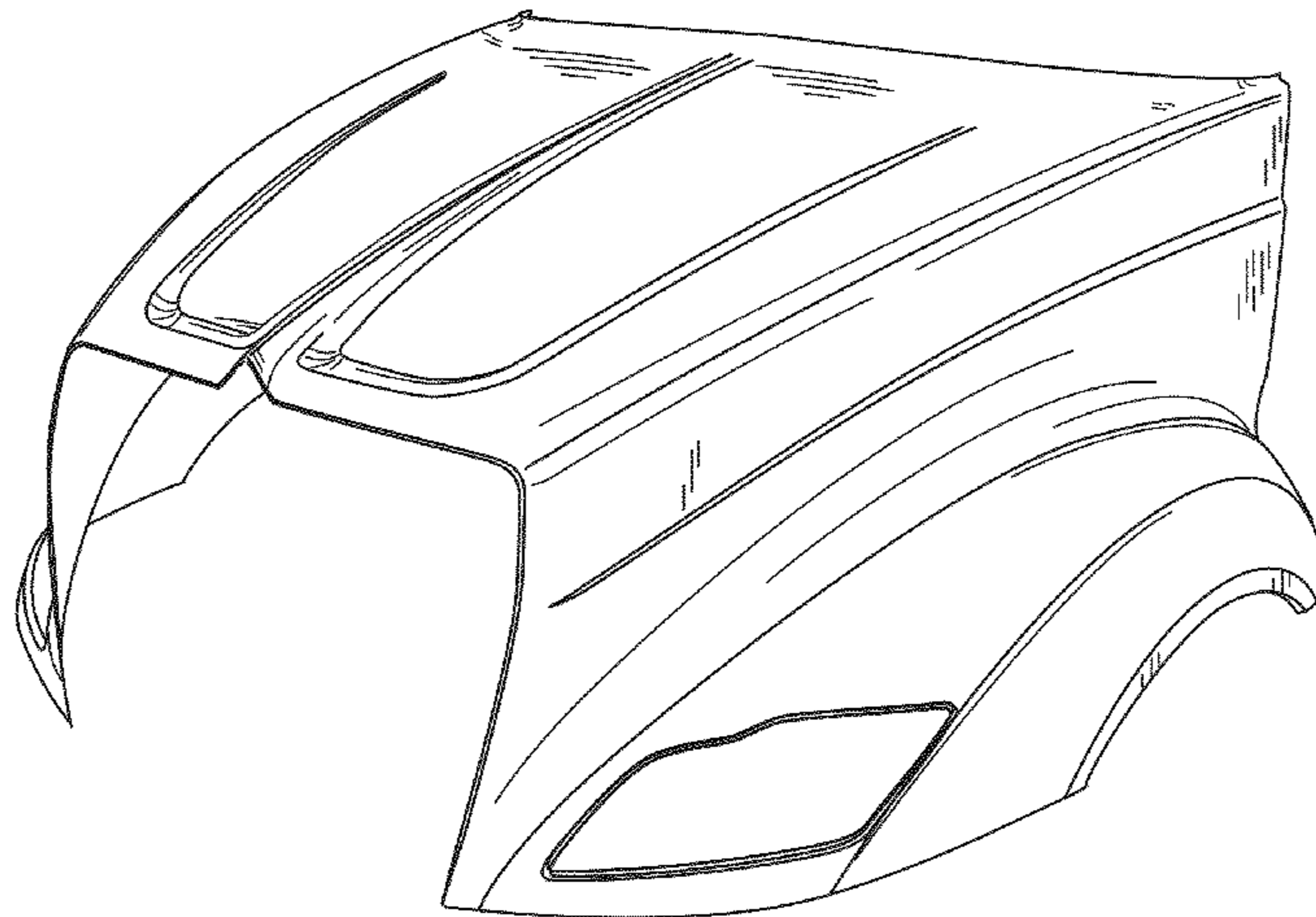
The ornamental design for a hood of a truck vehicle, as shown and described.

DESCRIPTION

FIG. 1 is a Front and Left Side Perspective view of an embodiment of a hood of a truck vehicle showing our new design; FIG. 2 is a Front Elevation view thereof; FIG. 3 is a Right Side Elevation view thereof; FIG. 4 is a Left Side Elevation view thereof; and, FIG. 5 is a Top Plan view thereof.

1 Claim, 3 Drawing Sheets

- (56) **References Cited**
U.S. PATENT DOCUMENTS
D306,421 S 3/1990 Allendorph
D306,714 S 3/1990 Allendorph






FIG. 1

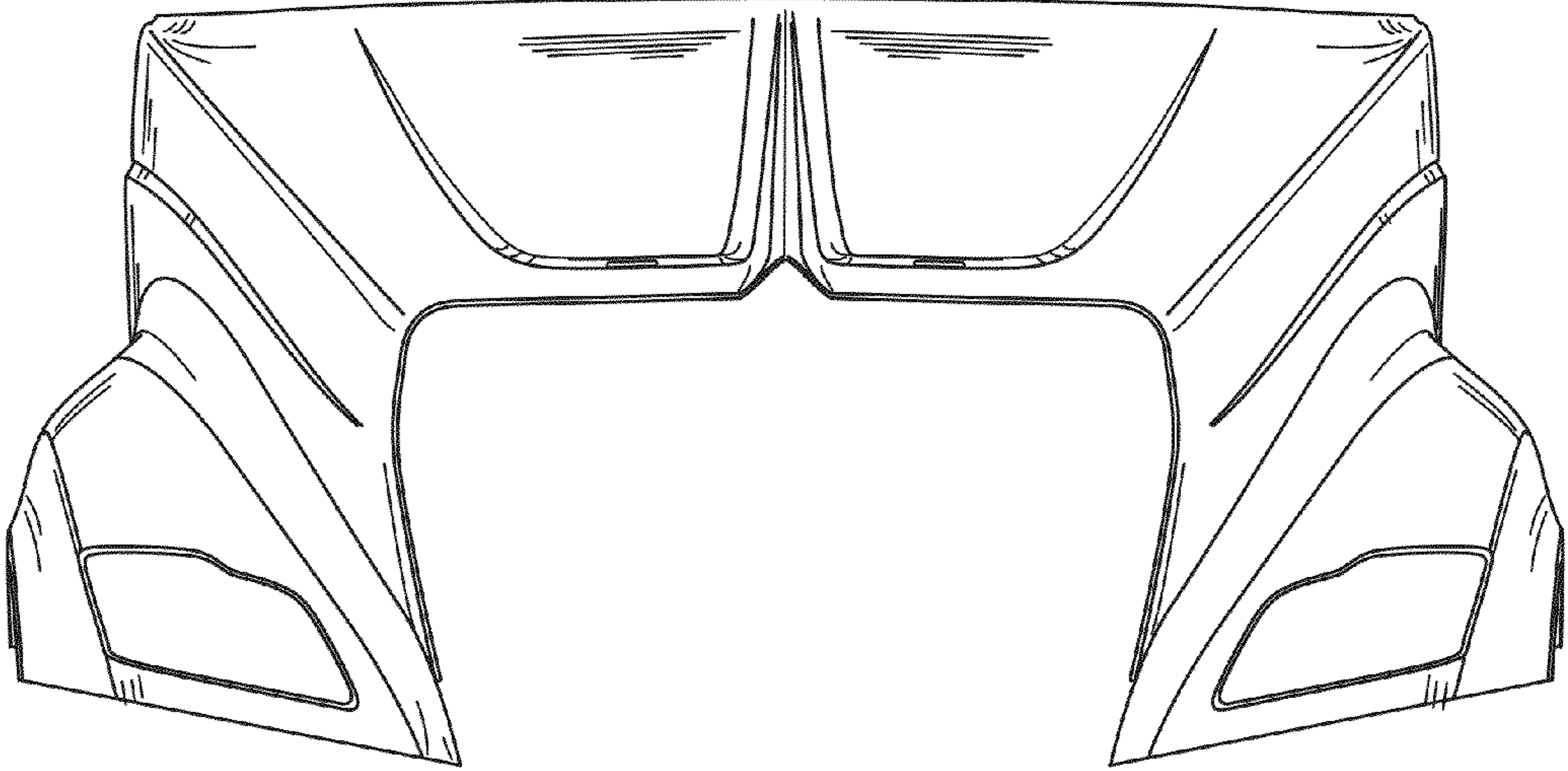


FIG. 2

FIG. 3

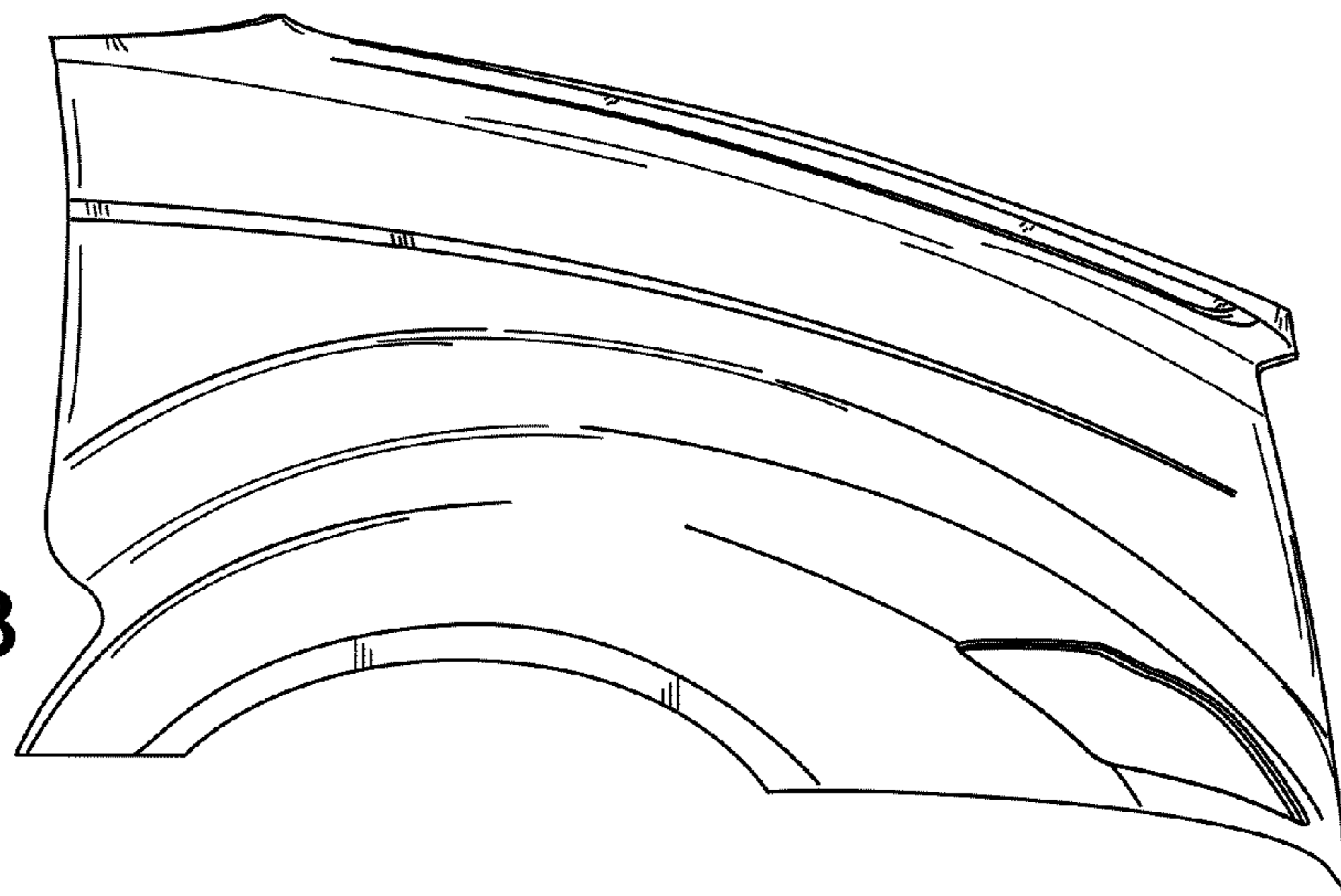
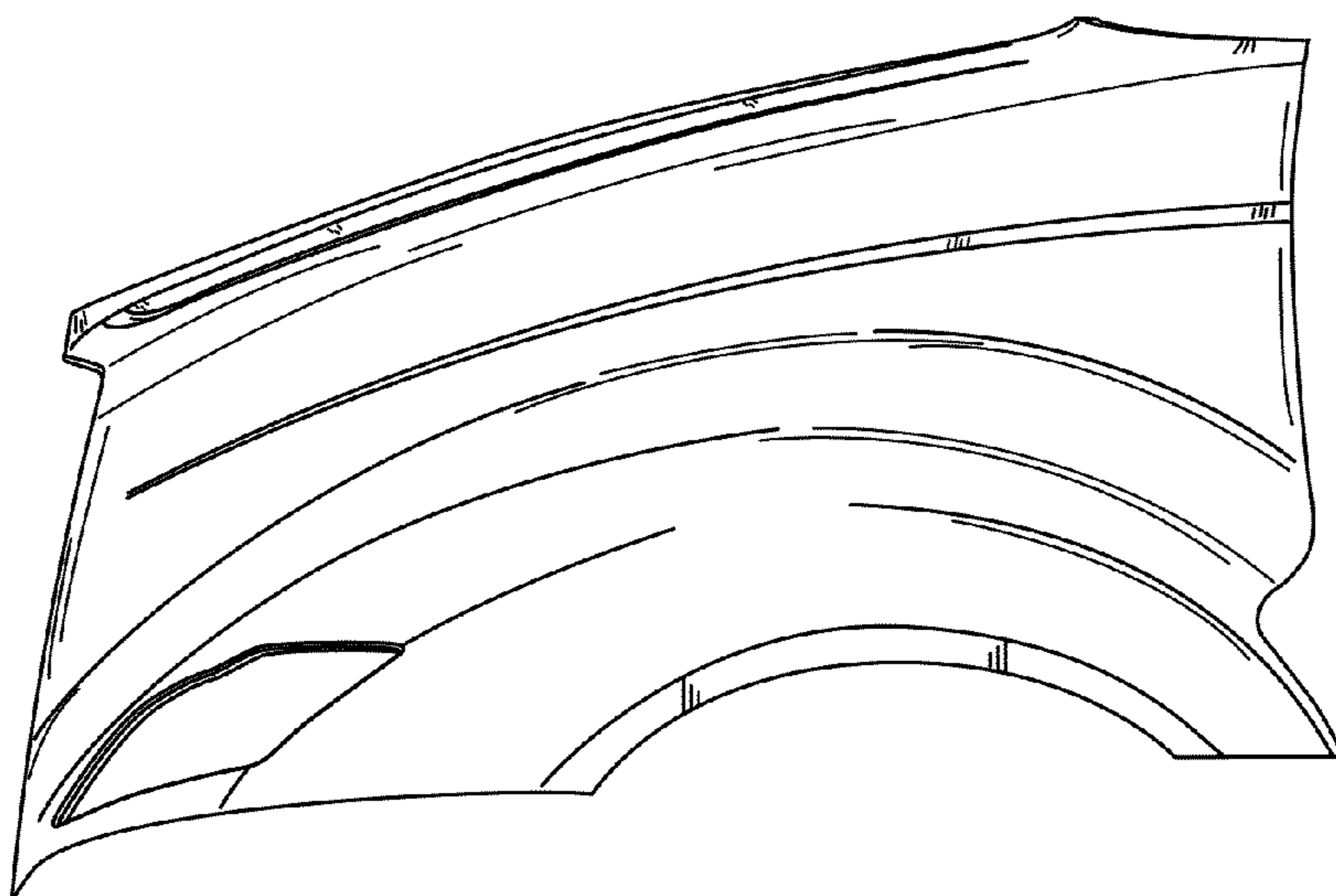


FIG. 4



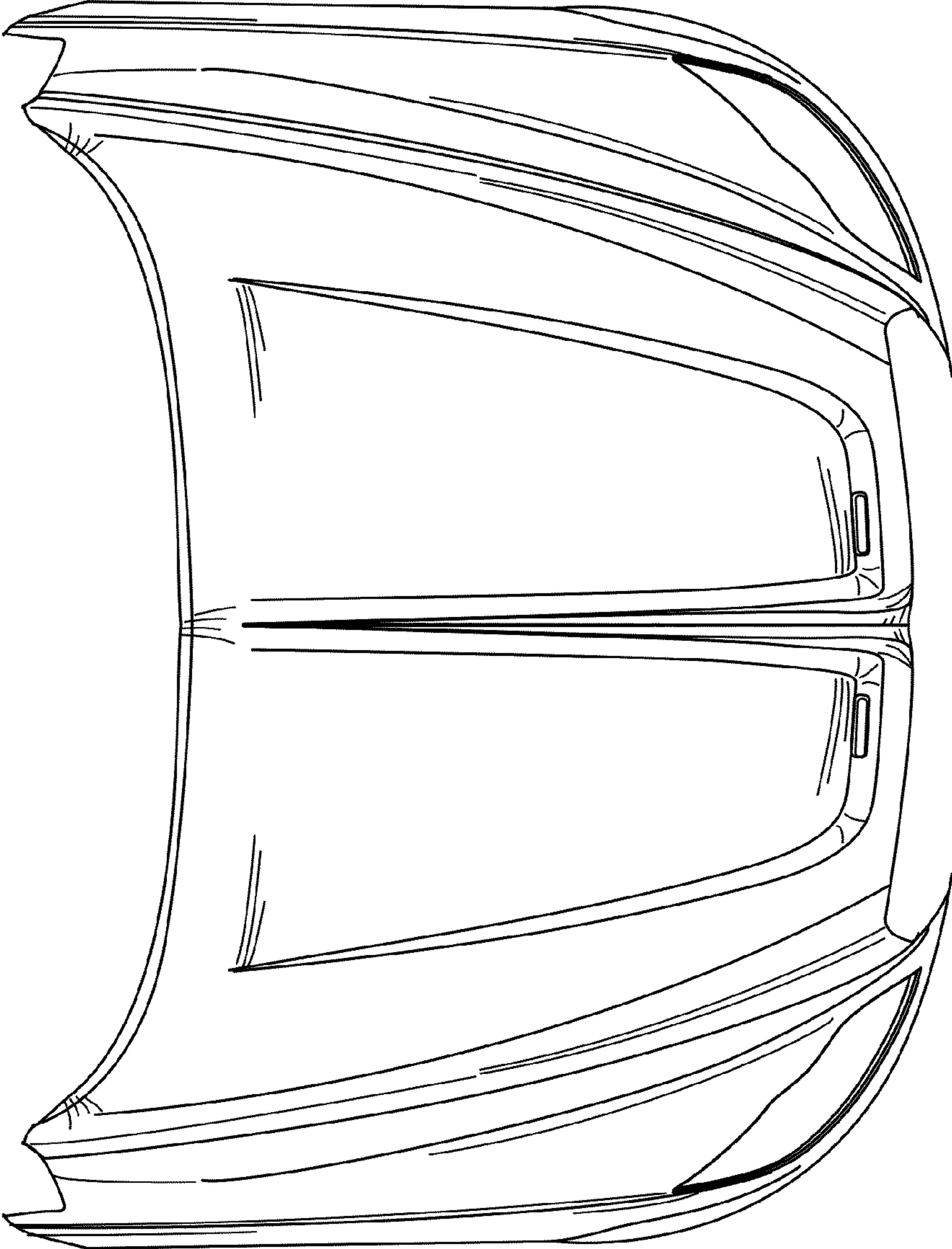


FIG. 5