



US00D708997S

(12) **United States Design Patent**
Koizumi et al.

(10) **Patent No.:** **US D708,997 S**
(45) **Date of Patent:** **** Jul. 15, 2014**

(54) **FRONT BUMPER FOR AUTOMOBILE**

(56) **References Cited**

(71) Applicant: **Nissan Motor Co., Ltd.**, Kanagawa (JP)

U.S. PATENT DOCUMENTS

(72) Inventors: **Kenichiro Koizumi**, Tokyo (JP);
Takashi Utsunomiya, Kanagawa (JP);
Kenneth Lee, London (GB)

D670,216 S *	11/2012	Watanabe	D12/169
D673,086 S *	12/2012	Frenzel et al.	D12/169
D678,138 S *	3/2013	Aikawa et al.	D12/169
D680,478 S *	4/2013	Munakata et al.	D12/169
D683,284 S *	5/2013	Yoshida et al.	D12/169
D698,707 S *	2/2014	Nakamura et al.	D12/169
D701,800 S *	4/2014	Campbell et al.	D12/169

(73) Assignee: **Nissan Motor Co., Ltd.**, Yokohama (JP)

* cited by examiner

(**) Term: **14 Years**

Primary Examiner — Melody Brown

(21) Appl. No.: **29/455,980**

(74) *Attorney, Agent, or Firm* — Global IP Counselors, LLP

(22) Filed: **May 28, 2013**

(57) **CLAIM**

The ornamental design for a front bumper for an automobile, as shown and described.

(30) **Foreign Application Priority Data**

DESCRIPTION

Nov. 29, 2012 (JP) 2012-029240

(51) **LOC (10) Cl.** **12-16**

(52) **U.S. Cl.**

USPC **D12/169**


(58) **Field of Classification Search**

USPC D12/169, 196, 171, 216, 163, 86,
D12/90-92; 293/102, 113, 115, 117, 120;
296/180.1, 180.2

FIG. 1 is a front elevational view of an automobile and/or replica thereof showing our new design;
FIG. 2 is a top plan view thereof;
FIG. 3 is a bottom plan view thereof;
FIG. 4 is a left side elevational view thereof;
FIG. 5 is a right side elevational thereof;
FIG. 6 is a top, front and right side perspective view thereof;
and,
FIG. 7 is a bottom, front and left side perspective view thereof.
The rear view of the front bumper forms no part of the claimed design.

See application file for complete search history.

1 Claim, 7 Drawing Sheets






FIG. 1



FIG. 2



FIG. 3




FIG. 4




FIG. 5



FIG. 6



FIG. 7