



US00D708995S

(12) **United States Design Patent**  
**Chen et al.**

(10) **Patent No.:** **US D708,995 S**  
(45) **Date of Patent:** **\*\* Jul. 15, 2014**

(54) **REAR LOWER VALENCE**  
(71) Applicant: **Honda Motor Co., Ltd**, Tokyo (JP)  
(72) Inventors: **Chen Chen**, Monterey Park, CA (US);  
**Takuro Hana**, Rancho Palos Verdes, CA (US)  
(73) Assignee: **Honda Motor Co., Ltd**, Tokyo (JP)  
(\*\*) Term: **14 Years**

D516,975 S *	3/2006	Baum .....	D12/169
D543,137 S *	5/2007	Levy .....	D12/169
D585,799 S *	2/2009	Kim .....	D12/181
D590,753 S *	4/2009	Williams et al. ....	D12/169
D592,572 S *	5/2009	Golden et al. ....	D12/169
D600,606 S *	9/2009	Lamm .....	D12/169
D601,476 S *	10/2009	Tomatsu et al. ....	D12/190
D615,011 S *	5/2010	Penders .....	D12/181
D643,349 S *	8/2011	Schell et al. ....	D12/169
D671,048 S *	11/2012	Davidson et al. ....	D12/169
D683,669 S *	6/2013	Giachin .....	D12/169

\* cited by examiner

(21) Appl. No.: **29/436,908**  
(22) Filed: **Nov. 9, 2012**  
(51) **LOC (10) Cl.** ..... **12-16**  
(52) **U.S. Cl.**  
USPC ..... **D12/169**  
(58) **Field of Classification Search**  
USPC ..... D12/86, 90, 91, 92, 163, 169, 171, 196,  
D12/216; 293/102, 113, 115, 117, 120;  
296/180.1, 180.2  
See application file for complete search history.

*Primary Examiner* — Philip S Hyder  
*Assistant Examiner* — Darlington Ly  
(74) *Attorney, Agent, or Firm* — Westerman, Hattori,  
Daniels & Adrian, LLP


(57) **CLAIM**  
The ornamental design for a rear lower valence, as shown and described.

**DESCRIPTION**

FIG. 1 is a left rear perspective view of a rear lower valence bar showing our new design;  
FIG. 2 is a rear elevational view thereof;  
FIG. 3 is a left side elevational view thereof; and,  
FIG. 4 is a bottom plan view thereof.

(56) **References Cited**  
U.S. PATENT DOCUMENTS  
D292,788 S \* 11/1987 Koch ..... D12/181  
D503,135 S \* 3/2005 Metros et al. .... D12/169

**1 Claim, 3 Drawing Sheets**







FIG. 1



**FIG. 2**




FIG. 3




FIG. 4