



US00D708984S

(12) **United States Design Patent**
MacNeil

(10) **Patent No.:** **US D708,984 S**

(45) **Date of Patent:** **** Jul. 15, 2014**

(54) **GARMENT GATHERER**

(76) Inventor: **Gennelle J. MacNeil**, Montrose, NY
(US)

(**) Term: **14 Years**

(21) Appl. No.: **29/407,636**

(22) Filed: **Nov. 30, 2011**

(51) **LOC (10) Cl.** **02-07**

(52) **U.S. Cl.**
USPC **D11/200; D11/1**

(58) **Field of Classification Search**
USPC D11/200, 201, 202, 79-87, 1; 2/338,
2/67, 1; D2/999, 628, 634, 639, 853,
D2/858, 731, 710, 705, 709, 706, 707,
D2/976; 63/1.11; D3/207; 70/456 R
See application file for complete search history.

(56) **References Cited**

U.S. PATENT DOCUMENTS

D49,184 S *	6/1916	Helm	D11/79
D62,427 S	5/1923	Stuetzel et al.		
D63,989 S	2/1924	Woodward		
1,722,423 A	7/1929	Johnston		
D149,777 S	5/1948	Scarborough		
D187,425 S *	3/1960	Cavalero	D3/207
D324,871 S *	3/1992	Cordet et al.	D16/309
5,150,504 A *	9/1992	Cohen	24/302
D357,382 S	4/1995	Stoeltzing		
D374,194 S	10/1996	Brocchi		
D385,415 S *	10/1997	Turbide	D3/207
D420,938 S	2/2000	Colicher		
6,175,961 B1	1/2001	Linden et al.		
D440,037 S *	4/2001	Bharaj	D3/208
D449,928 S	11/2001	Dorris et al.		

6,785,910 B2 *	9/2004	Zic et al.	2/67
6,868,555 B2 *	3/2005	Zic et al.	2/67
D542,024 S *	5/2007	Bulgari	D3/207
D564,574 S *	3/2008	Andrews	D16/330
7,546,753 B1 *	6/2009	Kim	70/456 R
D602,806 S	10/2009	Yoshida		
D616,545 S *	5/2010	Burtch	D24/134
7,793,518 B1 *	9/2010	Holleman	63/33
D624,729 S	10/2010	Zaken		
D635,608 S *	4/2011	Gray et al.	D16/341
2010/0154472 A1 *	6/2010	Unitan	63/1.11
2011/0146345 A1 *	6/2011	Roessler	63/1.11
2011/0289646 A1 *	12/2011	Scozzafava	2/67

* cited by examiner

Primary Examiner — Garth Rademaker

Assistant Examiner — Melanie Pellegrini

(74) *Attorney, Agent, or Firm* — QuickPatents; Kevin Prince

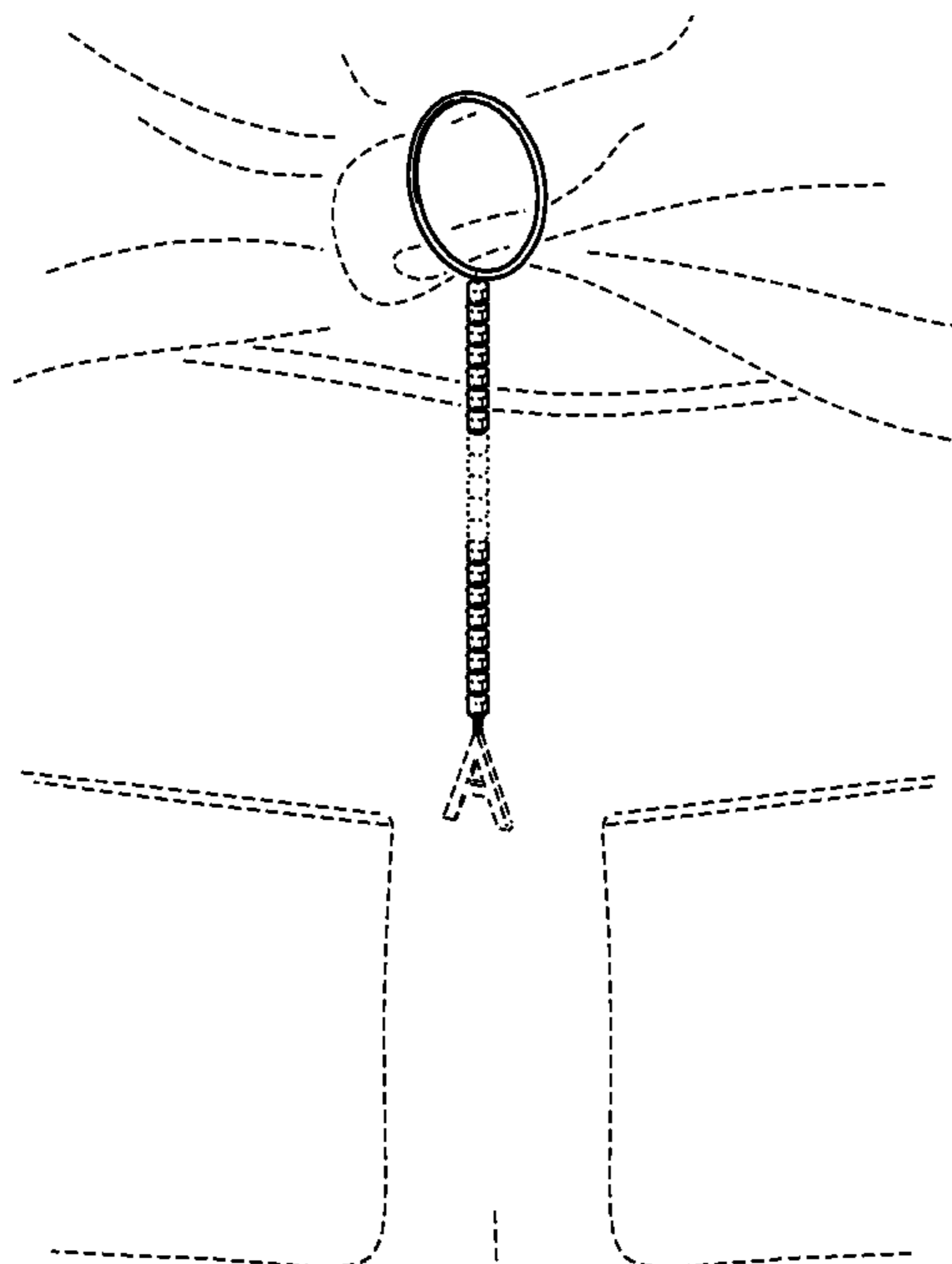
(57) **CLAIM**

I claim the ornamental design for a garment gatherer, as shown and described.

DESCRIPTION

FIG. 1 is a perspective view of a garment gatherer, showing my new design;
FIG. 2 is an enlarged left-side elevational view thereof, the right-side elevational view being a mirror image thereof;
FIG. 3 is an enlarged front elevational view thereof, the rear elevational view being a mirror image thereof;
FIG. 4 is an enlarged bottom plan view thereof; and,
FIG. 5 is an enlarged top plan view thereof.
The broken lines shown on the middle portion of the garment gatherer indicate that any portion of the article beyond what is shown forms no part of the claimed design.

1 Claim, 2 Drawing Sheets



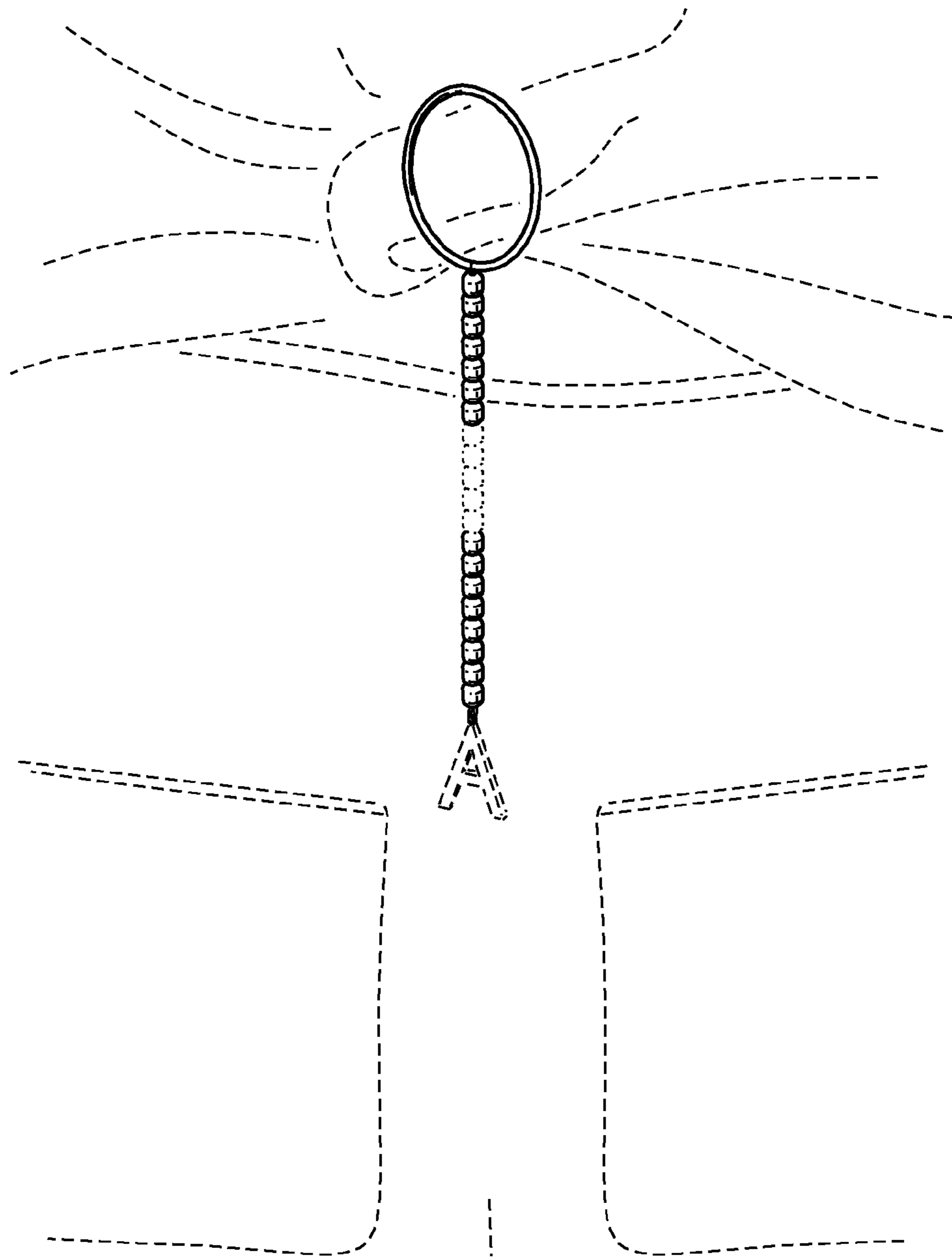


FIG. 1



FIG. 2

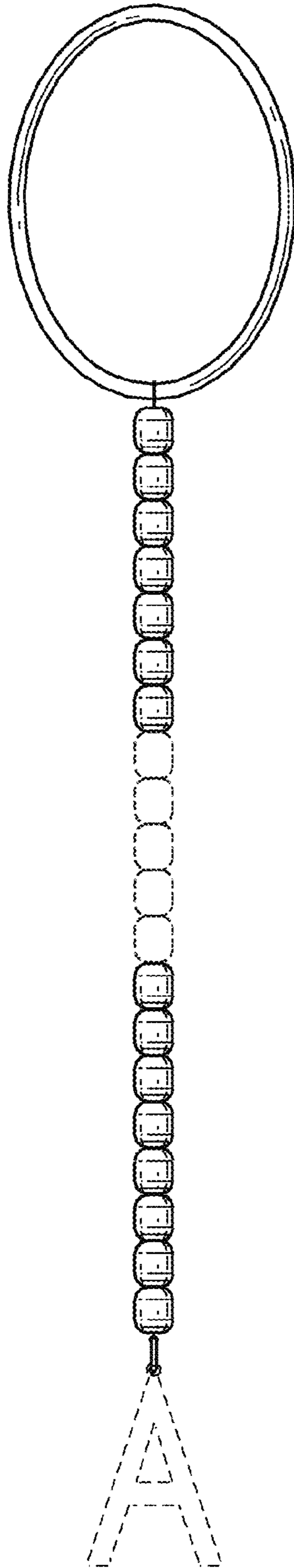


FIG. 3



FIG. 4



FIG. 5