



US00D708972S

(12) **United States Design Patent**
Fischer

(10) **Patent No.:** **US D708,972 S**

(45) **Date of Patent:** **** Jul. 15, 2014**

(54) **FISH MEASURING DEVICE**

(71) Applicant: **Jason Fischer**, Seguin, TX (US)

(72) Inventor: **Jason Fischer**, Seguin, TX (US)

(**) Term: **14 Years**

(21) Appl. No.: **29/465,613**

(22) Filed: **Aug. 29, 2013**

(51) **LOC (10) Cl.** **10-04**

(52) **U.S. Cl.**
USPC **D10/71**

(58) **Field of Classification Search**

CPC B43L 7/00; G01B 3/004; G01B 3/006;
G01B 3/002; G01B 3/02; G01B 3/04-3/10;
G01B 3/1002; G01B 3/1082; A01K 61/001;
G01G 19/60; G01G 23/18
USPC D10/71, 74
See application file for complete search history.

(56) **References Cited**

U.S. PATENT DOCUMENTS

4,643,267 A * 2/1987 Southern et al. 177/190
5,339,532 A * 8/1994 O'Keefe 33/511

D408,748 S * 4/1999 Bedol et al. D10/71
D652,331 S * 1/2012 Weise et al. D10/71
2006/0081192 A1 * 4/2006 Massey et al. 119/215

* cited by examiner

Primary Examiner — Antoine D Davis

(74) *Attorney, Agent, or Firm* — Robert L. McRae; Gunn, Lee & Cave, P.C.

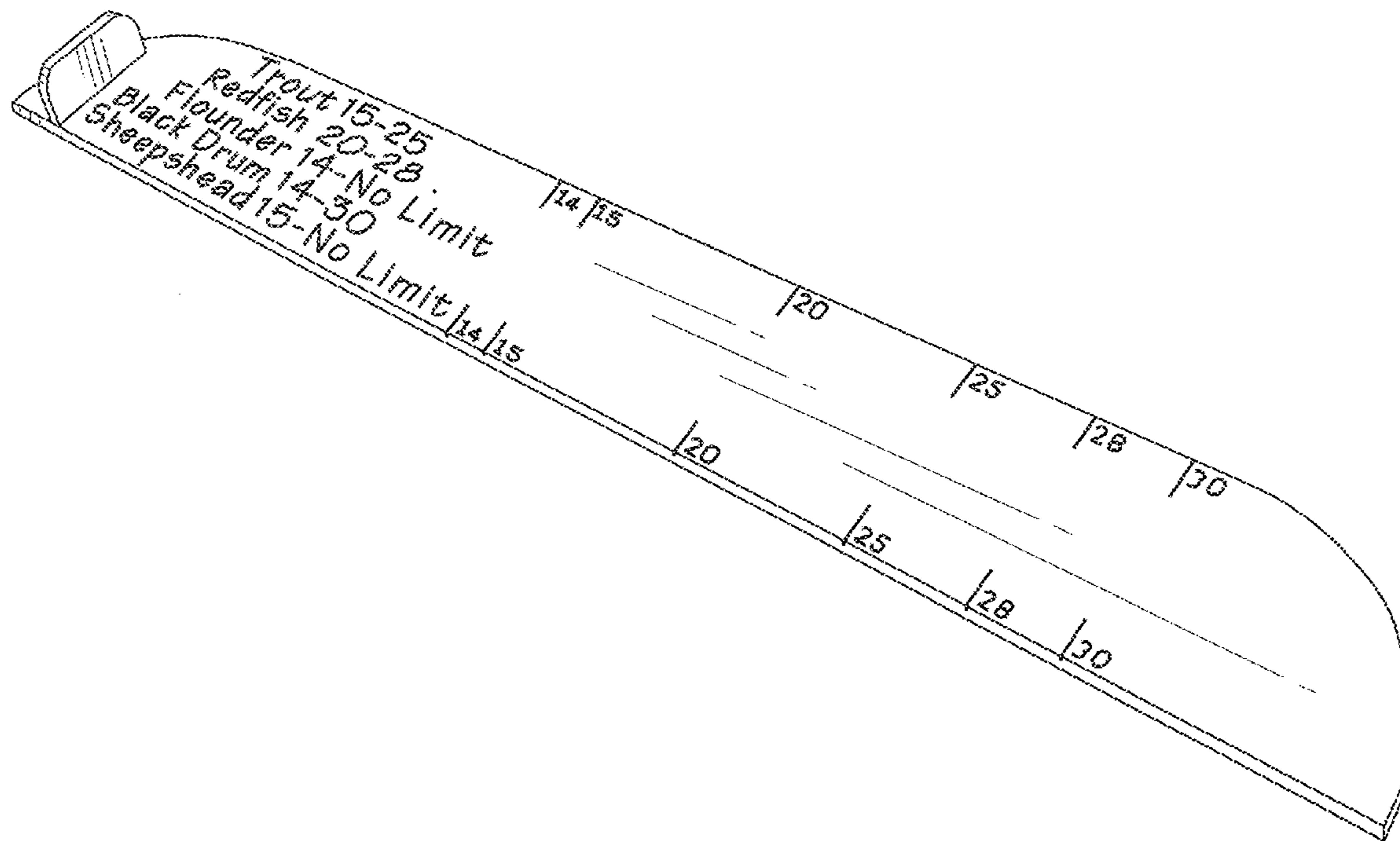
(57) **CLAIM**

The ornamental design for a fish measuring device, as shown and described.

DESCRIPTION

FIG. 1 is a front elevation view of the fish measuring device showing my new design.
FIG. 2 is a side view of the design of FIG. 1.
FIG. 3 is a top view of the design of FIG. 1.
FIG. 4 is an end view of the design of FIG. 1.
FIG. 5 is an end view of the design of FIG. 1 opposite the end view of FIG. 4.
FIG. 6 is a side view of the design of FIG. 1 opposite the side view of FIG. 2; and,
FIG. 7 is a bottom view of the design of FIG. 1.

1 Claim, 3 Drawing Sheets



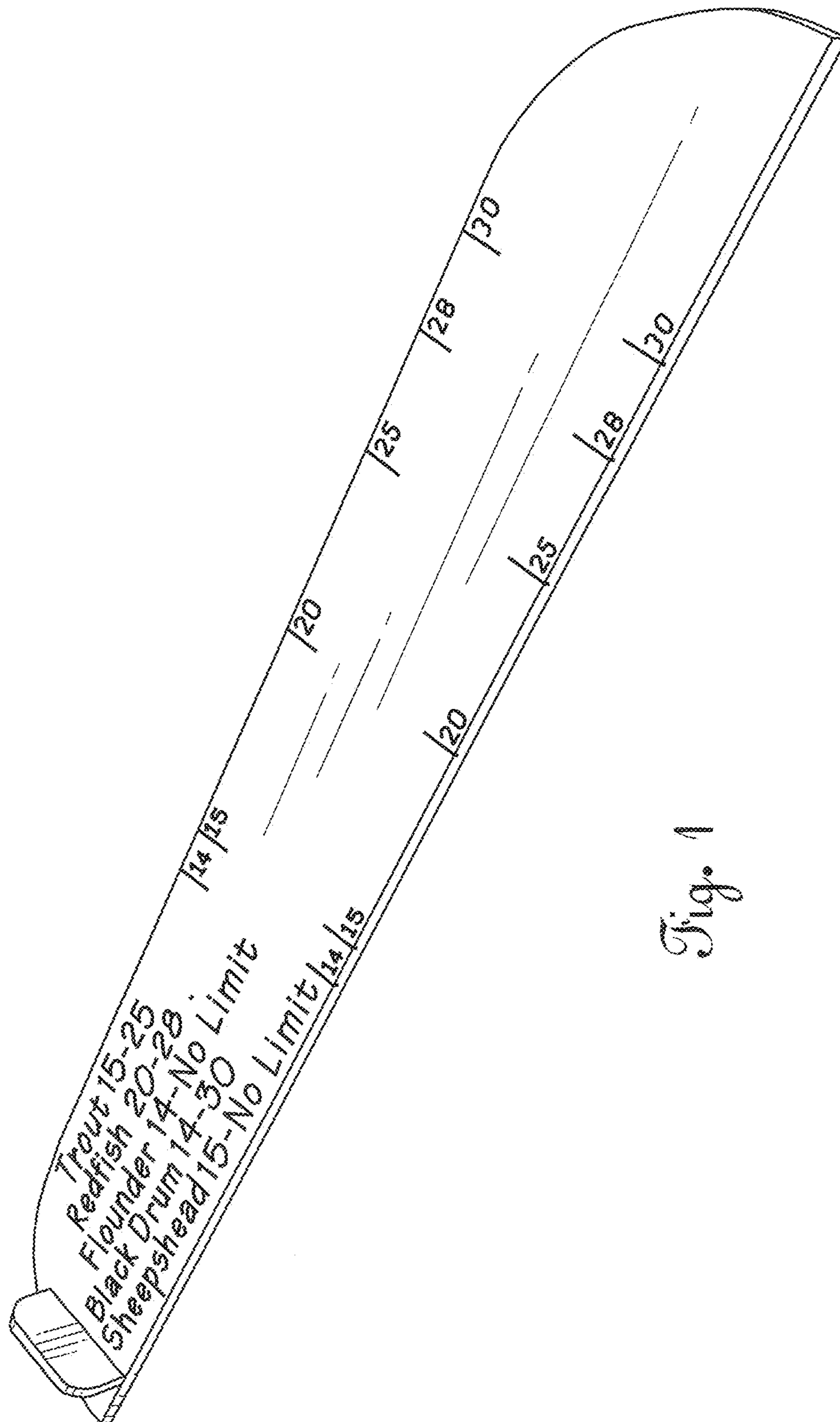


Fig. 1



Fig. 2

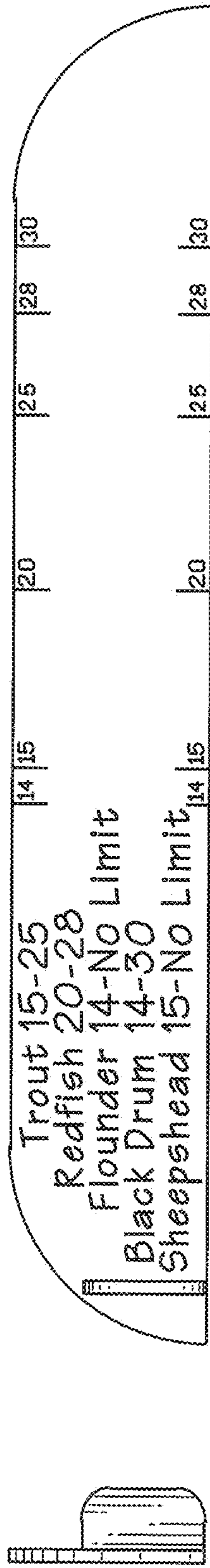


Fig. 3

Fig. 4




Fig. 6



Fig. 5




Fig. 7